



(22) Date de dépôt/Filing Date: 2007/03/30

(41) Mise à la disp. pub./Open to Public Insp.: 2007/12/26

(45) Date de délivrance/Issue Date: 2016/01/05

(30) Priorité/Priority: 2006/06/26 (ITMI2006A 001227)

(51) Cl.Int./Int.Cl. *B41F 17/00* (2006.01),  
*B41J 2/01* (2006.01)

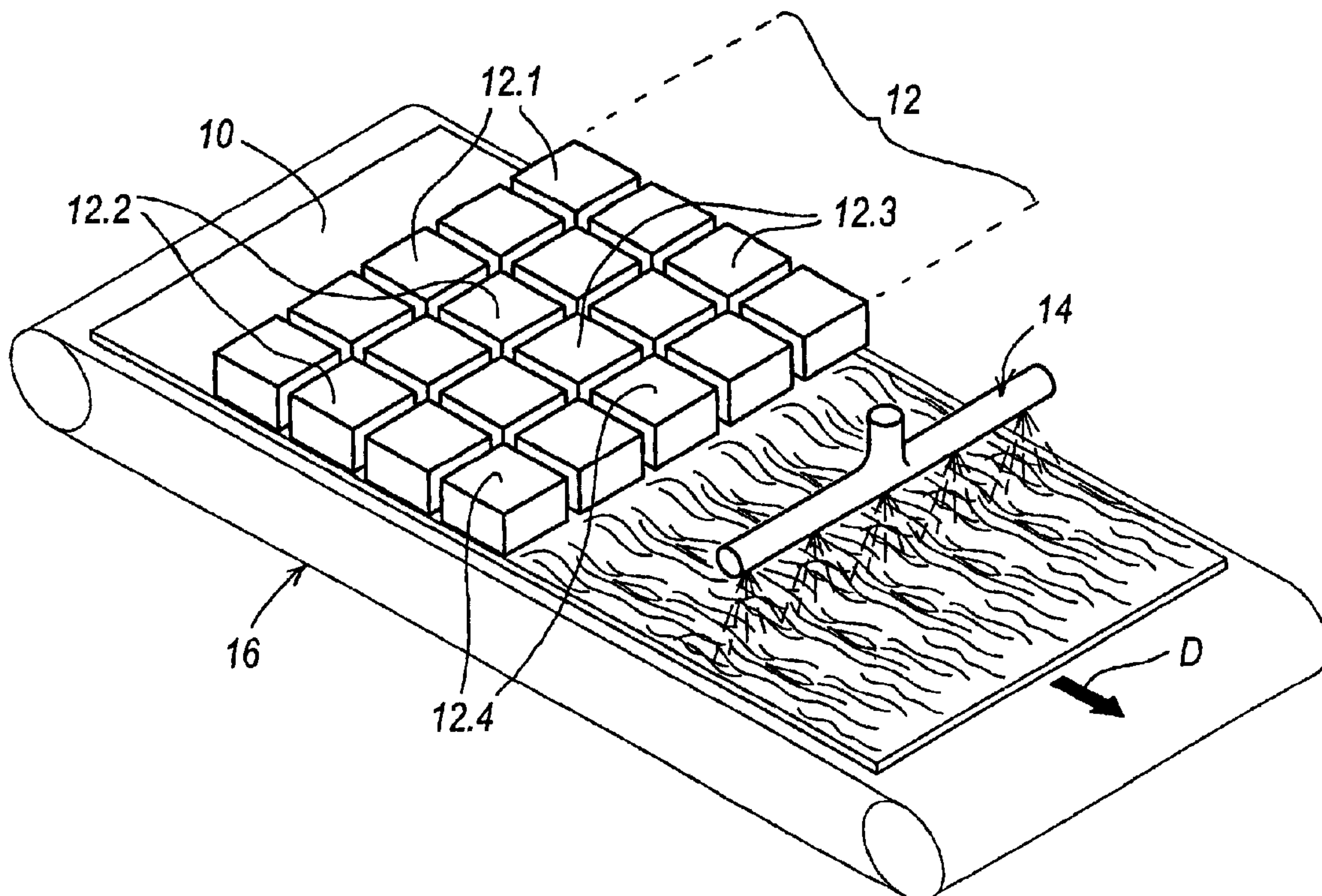
(72) Inventeur/Inventor:  
FRATI, DANTE, IT

(73) Propriétaire/Owner:  
FRATI, DANTE, IT

(74) Agent: ROBIC

(54) Titre : PROCÉDE D'IMPRESSION DES SURFACES D'ELEMENTS PLATS A BASE DE BOIS

(54) Title: PROCESS FOR PRINTING SURFACES OF WOOD-BASED FLAT ELEMENTS



(57) Abrégé/Abstract:

The process enables surfaces of wood-based flat elements (10) to be printed, and comprises a preliminary step of graphic composition by means of an electronic processor and relative software, and a printing step. To print the wood-based flat elements an ink-jet printer (12) is used controlled by the electronic processor, said flat element moving relative to the printer (12) during the printing operation.



## **ABSTRACT**

The process enables surfaces of wood-based flat elements (10) to be printed, and comprises a preliminary step of graphic composition by means of an electronic processor and relative software, and a printing step. To print the wood-based flat elements an ink-jet printer (12) is used controlled by the electronic processor, said flat element moving relative to the printer (12) during the printing operation.

## **PROCESS FOR PRINTING SURFACES OF WOOD-BASED FLAT ELEMENTS**

The present invention relates to a process for printing surfaces of wood-based flat elements (for example wooden panels), of any type and size and originating from any production process, even if already semi-finished (for example previously subjected to surface incision, surface smoothing, cutting, sawing, drilling, chamfering, surface treatment with chemical agents or water-based agents, coating agents, adhesive agents or sealing agents, or panels covered with sheets of paper or plastic, or already subjected to squaring or edging).

In particular, the wood-based flat elements in the present context are those made from a mass of wooden particles (commonly known as chipboard panels which, as is well known to the expert of the art, can be of standard type, of E2, E1 or E0 type, of so-called isocyanate type or of fire-retardant or waterproof type; or again of low density or medium density wood fibre type (commonly known as MDF: medium density fibreboard); or high density (commonly known as HDF: high density fibreboard); or so-called wet fibre panels, or oriented wooden strand panels, commonly known as OSB (oriented strands board). All these wood-based flat elements normally have a thickness varying between 0.5 mm and 50 mm, a width between 50 mm and 3400 mm, and a length between 100 mm and 5600 mm or more.

As is well known to the expert of this sector, the aforesaid wood-based panels are obtained from wood-based flat products produced using

double-belt continuous presses, or by so-called multi-compartment or single-compartment presses (commonly known as Mende presses).

To obtain a wood-based panel presenting a printed surface, three different processes are currently used, namely:

- 5 1. In a first process, the relevant surface of the wood-based panels is clad with a paper sheet carrying the most varied motifs, for example a motif representing a wood type, a type of stone or rock, photographs, written texts, fantasy motifs, or simply a surface of a single colour.

The paper sheets are of so-called base printing paper, possibly of preimpregnated type, or of overlay paper.

Said printed sheets are obtained by pre-printing operations, which as is well known to the expert of the art are fairly complex and require considerable time, and in particular:

- graphic composition, i.e. the graphic design and development;
- 15 - form construction, or incision (by various methods) of one or more printing cylinders;
- cylinder installation on a rotogravure or flexographic printing machine and their adjustment.

These preprinting operations together involve a downtime of the printing machine amounting to 6-8 hours, with the costs that this implies.

When printing has been carried out by said printing machine, the printed paper sheets obtained in this manner are applied to the wood-based panels. This is done by an impregnation operation (in which appropriate plants, known as impregnation plants, impregnate the printed sheets for  
25 example with thermosetting or vinyl adhesive agents, thermosetting urea or polyurethane resins). The impregnation operation is followed by a



pressing operation by known hot pressing plants of various types, or by cold plants.

2. In a second known process the wood-based panels previously treated with sealants (such as fillers, lacquers or paper sheets) are printed  
5 directly.

Also in this case preprinting operations are required, they being the same as for the first process, and as such are lengthy and costly. The wood-based panels are then directly printed.

3. The third known process is similar to the second, with the only  
10 difference that instead of a printing machine an ink-jet plotter is used, controlled by an electronic processor. As is well known, the panel to be printed is maintained at rest in the plotter, while the print heads (from one to four or more in number, one for each colour) move parallel to the surface to be printed. When the relative printing stage is complete, the  
15 panel advances through a distance equivalent to the width of the print head and the printing operation is repeated, and so on until the entire panel surface or that part thereof to be printed is complete.

As is well known to the expert of the sector, the printing process using a plotter is of low productivity (among the slowest of printing processes), and  
20 hence is unusable for large quantities. It also has a very high unit cost.

Again in this case preprinting operations are required, but comprise only graphic composition using suitable hardware supports and software obtainable commercially, plus a scanner.

In contrast to the first two, this third process using an ink-jet plotter  
25 enables surface which are not perfectly smooth to be printed.

An object of the present invention is to provide a process for printing wood-based flat elements which involves decidedly lower costs and time than the aforescribed known processes.

Another object of the invention is to provide a process of the aforesaid type which enables high productivity to be obtained with large production flexibility adaptable to specific client requirements.

These objects are attained by the process of the present invention, comprising a preliminary step of graphic composition by means of an electronic processor and relative software, and a printing step, 10 characterised in that to print the wood-based flat elements an ink-jet printer is used controlled by the electronic processor, said flat element moving relative to the printer during the printing operation. This considerably reduces both the costs and production times compared with the aforescribed known printing processes.

More specifically, the present invention provides a process for printing surfaces of wood-based panels with a multi-coloured image, comprising a preliminary step of graphic composition of said multi-coloured image by means of an electronic processor and relative software, and

20 a printing step for printing the panels with said multi-coloured image by means of an ink-jet printer provided with print heads, the printer being controlled by the electronic processor,

said panels moving relative to the printer during the printing step,

wherein

the print heads are stationary,

4a

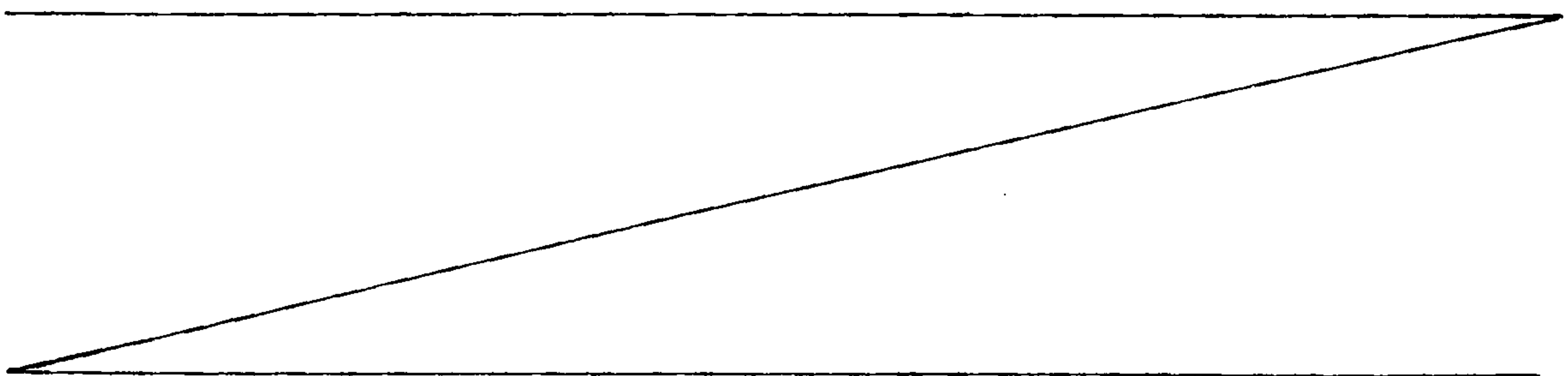
wherein for each colour employed in the printer the number of print heads used is that required to cover an entire width of that surface of the panels to be printed,

wherein prior to the printing step the process includes a step of treating with sealants that surface of the panels to be printed; and

wherein the printing step is followed by an additional step consisting of applying coating products to the printed surface of the panels to form a substantially transparent protective layer.

10 In the present case, the wood-based flat element can be moved by belt, roller or chain conveyor devices, or by conveyor devices using gripper means.

An ink-jet printer of dimensions and characteristics suitable for printing the surface of said wood-based flat elements is not commercially available, and in particular the printer must have several print heads for each required colour in order to cover the entire width of the surface to be printed. With regard to the colours, these can be as many as required to obtain the desired result, starting from a minimum of one (monochromatic colour). Preferably the three prime colours cyan, magenta and yellow are used, in addition to black.





Although it is convenient for the printed flat element to transit through the ink-jet printer while maintaining this fixed, in principle the present invention also covers the case in which the opposite takes place, i.e. the printed flat element is maintained at rest and the printer is moved relative thereto in order to print the entire surface thereof involved. The printing times are still substantially less than in the case of the known process using a plotter.

According to a further variant of the process of the present invention, to obtain particular print effects the flat element to be printed and the printer itself can be moved simultaneously, this latter always parallel to the surface of the flat element to be printed.

The process of the invention can conveniently comprise an additional step consisting of applying conventional coating or covering products to the printed surface of the flat element, to form a substantially transparent protective layer (possibly coloured) in order to give the printed surface greater resistance to the effects of light, stains, abrasion and scratching, or to give the printed surface the required finish. This can be obtained for example by passing the flat element, once printed, through conventional sprayers or coaters, or by using lamination heads or ink-jet heads, or by using conventional hot or cold roller applicators, or by applying to the printed surface substantially transparent protection sheets, possibly coloured, in particular of a suitable plastic and/or paper material.

To implement the process of the present invention, a single pass ink-jet printer is conveniently used, in which the print head nozzles propel ink micro-droplets of the required colour onto the surface to be printed, but do not themselves make contact with this surface, with the advantage that



printing can be effected even if the surface to be printed is not perfectly smooth.

As will be immediately apparent, the process of the present invention enables wood-based flat elements to be printed in a decidedly lesser time than the aforescribed processes of the known art, and enables any quantity, even very small (in the limit just one panel), to be produced at very low cost, and with the significant advantage of being able to drastically reduce, or even eliminate, the stock held in store.

As the printer used to implement the process is controlled by an electronic processor (normally a simple PC), different printed versions can be quickly created, to achieve personalized versions in accordance with specific client requirements.

The process of the present invention can be applied to different production lines, for example to a squaring line (for example for floor production), to a hot or cold pressing line for panel production, to a square edging line, to a framing line, or to a sectioning or drilling line.

It will be apparent to the expert of the art that after or before being printed, the wood-based flat elements can be subjected to all those operations and/or treatments to which the wood-based panels of known production processes are subjected.

## 6a

In accordance with another aspect, the present invention also provides a process for printing a surface of a wood-based flat panel with a multi-colored image, comprising: providing the wood-based flat panel, which is made from a mass of wooden particles; a preliminary step of graphic composition of the multi-colored image using an electronic processor and relative software; and a printing step for printing the wood-based flat panel with the multi-colored image using an ink-jet printer provided with print heads; wherein the preliminary step of graphic composition is performed before the entirety of the printing step; wherein the preliminary step of graphic composition involves forming graphic files from which a  
10 number of monochromatic images are obtained; wherein the colors employed by the ink-jet printer comprise the prime colors cyan, magenta, and yellow in addition to black; wherein the ink-jet printer is controlled by the electronic processor; wherein the wood-based flat panel moves relative to the ink-jet printer while at least one of the print heads propels ink micro-droplets onto the wood-based flat panel; wherein the print heads are stationary during the printing operation; wherein for each color employed in the ink-jet printer, the number of print heads used is that required to cover the entire width of that surface of the wood-based flat panel to be printed, the surface being provided with the multi-colored image with a single pass of the panel transiting through the ink-jet printer and underneath the print heads;  
20 wherein prior to the printing step, the process includes a step of surface smoothing and a step of treating with sealants that surface of the wood-based flat panel to be printed, the sealants including water-based agents; wherein the printing step is followed by an additional step of applying coating products using a coating device to the printed surface of the wood-based flat panel to form a substantially transparent protective layer, the printed surface being provided with the transparent protective layer with the panel transiting underneath the coating device during the additional step; and wherein the coating device is of a roller application type and applies a protective liquid substance on top of the printed surface.



6b

Still in accordance with a further aspect, the present invention provides a process for printing a surface of a wood-based flat panel with a multi-colored image, comprising: providing the wood-based flat panel, which is made from a mass of wooden particles; a preliminary step of graphic composition of the multi-colored image using an electronic processor and relative software; and a printing step for printing the wood-based flat panel with the multi-colored image using an ink-jet printer provided with print heads; wherein the preliminary step of graphic composition is performed before the entirety of the printing step; wherein the preliminary step of graphic composition involves forming graphic files from which a  
10 number of monochromatic images are obtained; wherein the colors employed by the ink-jet printer comprise the prime colors cyan, magenta, and yellow in addition to black; wherein the ink-jet printer is controlled by the electronic processor; wherein the wood-based flat panel moves relative to the ink-jet printer while at least one of the print heads propels ink micro-droplets onto the wood-based flat panel; wherein the print heads are stationary during the printing operation; wherein for each color employed in the ink-jet printer, the number of print heads used is that required to cover the entire width of that surface of the wood-based flat panel to be printed, the surface being provided with the multi-colored image with a single pass of the panel transiting through the ink-jet printer and underneath the print heads;  
20 wherein prior to the printing step, the process includes a step of surface smoothing and a step of treating with sealants that surface of the wood-based flat panel to be printed, the sealants including water-based agents; wherein the printing step is followed by an additional step of applying coating products using a coating device to the printed surface of the wood-based flat panel to form a substantially transparent protective layer, the printed surface being provided with the transparent protective layer with the panel transiting underneath the coating device during the additional step; and wherein the coating device is of a roller application type and applies a protective liquid substance on top of the printed surface.



6c

In accordance with a further aspect, the present invention provides a process for printing wood-based flat elements, comprising a preliminary step of graphic composition by means of an electronic processor and relative software, and a printing step, wherein to print the wood-based flat elements an ink-jet printer of the single-pass type is used controlled by the electronic processor, wherein said ink-jet printer is provided with print heads, and wherein for each colour employed in the printer the number of print heads is that required to cover the entire width of that surface of the elements to be printed, characterized in that said flat  
10 element is maintained at rest and the printer performs a motion relative thereto during the printing operation, in order to print the entire surface thereof involved, wherein said relative motion results in the flat element having passed below said print heads and in the entire surface of the flat element involved having been printed in a single pass of said flat element below said print heads.

In accordance with a further aspect, the present invention provides a process for printing wood-based flat elements, comprising a preliminary step of graphic composition by means of an electronic processor and relative software, and a printing step, wherein to print the wood-based flat elements an ink-jet printer of  
20 the single-pass type is used controlled by the electronic processor, wherein said ink-jet printer is provided with print heads, and wherein for each colour employed in the printer the number of print heads is that required to cover the entire width of that surface of the elements to be printed, characterized in that, during the printing operation, said flat element and the printer perform a simultaneous motion relative to each other in order to print the entire surface of said flat element, wherein said simultaneous relative motion results in the flat element having passed below said print heads and in the entire surface of the flat element involved having been printed in a single pass of said flat element below said print heads.

6d

In accordance with a further aspect, the present invention provides a production line for the manufacturing of flat wood-based panels presenting a printed upper surface, wherein said production line comprises an inkjet printer of the single-pass type and an electronic processor, wherein said inkjet printer is controlled by said electronic processor, wherein said inkjet printer comprises print heads configured to print the entire surface of said wood-based panel, each print head relating to only one colour chosen from the list of cyan, magenta, yellow and black for application of chosen colours, said print heads being arranged in rows, with each row relating to only one colour, wherein each row comprises a number  
10 of print heads sufficient to cover the entire width of the panel, characterized in that the printer is configured to perform a relative motion to the panel during the printing operation, wherein said relative motion results in the panel having passed below said print heads and in the entire surface of the panel involved having been printed in a single pass of said panel below said print heads.

In accordance with a further aspect, the present invention provides a floor production process in which surfaces of flat wood-based panels obtained from wood-based flat products produced using double-belt continuous presses are printed with a design or an image representing a wood type, a type of stone or  
20 rock, the printing process being applied to a squaring line and comprising the steps of:

- starting with panels covered with sheets of paper;

- performing a preliminary graphic composition step of a design or image by means of an electronic processor and relative software;

- advancing said flat wood-based panels in an advancement direction past an inkjet printer using one of a belt drive device of suction type and a drive device provided with gripper means, said inkjet printer being of the single pass type comprising stationary print heads arranged in rows one after another in said

6e

advancement direction, each row comprising a number of print heads sufficient to cover the entire width of the panels;

propelling ink microdroplets of a relative colour from said print heads onto said surfaces in response to signals sent by said electronic processor connected to said print heads to thereby reproduce said design or image on said surfaces, and

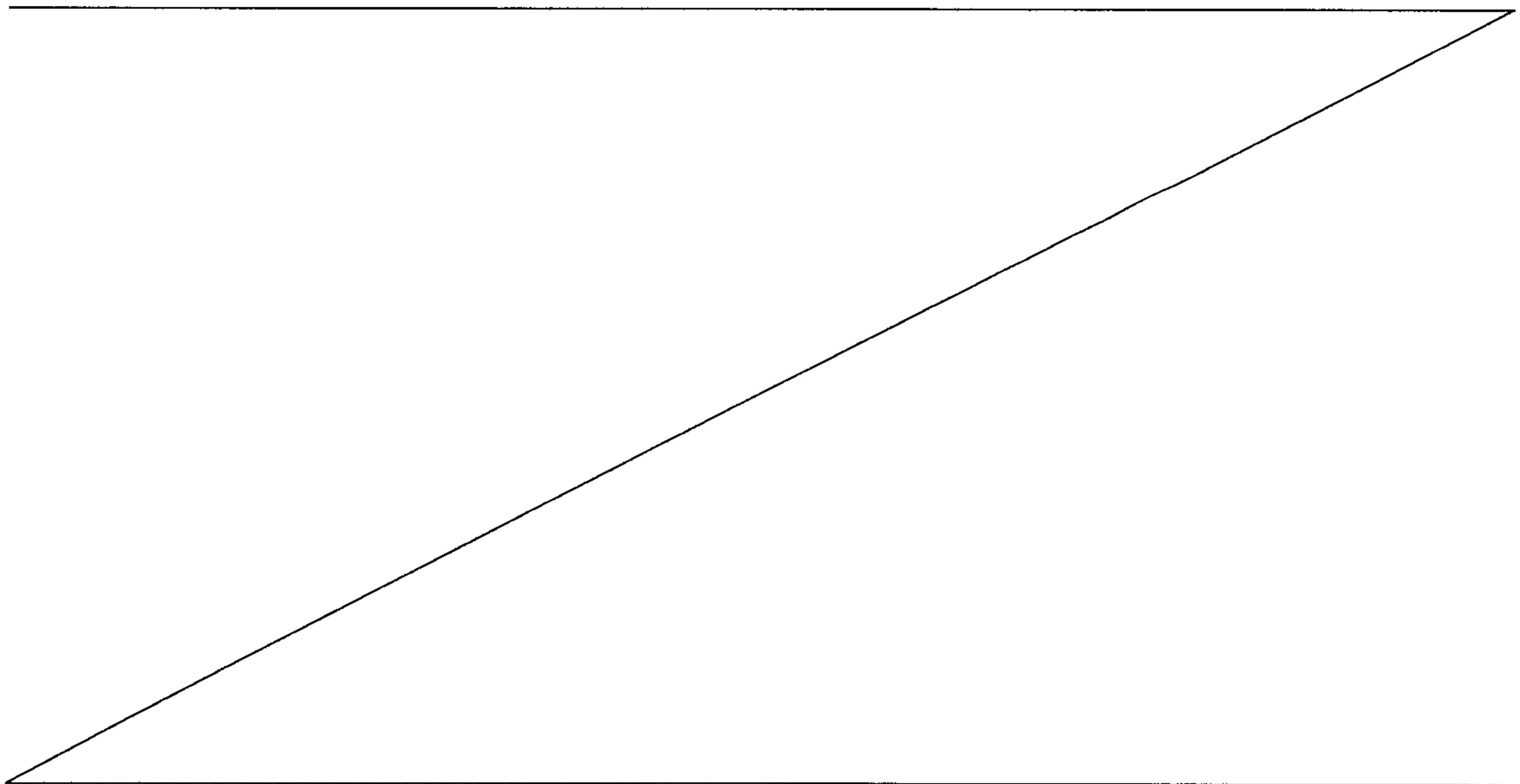
applying a coating or covering products to the printed surfaces of the panels to form a substantially transparent protective layer in order to give the printed surfaces greater resistance to the effects of abrasion or scratching.

10

10

The process of the present invention will be more apparent from the ensuing description of some embodiments of a part of an apparatus comprising said ink-jet printer. In this description reference is made to the accompanying drawings, in which:

Figure 1 is a schematic perspective view showing the print heads of the ink-jet printer used in the process according to the present invention,





together with a belt drive device for driving a wood-based panel the upper surface of which is to be printed, and a device for spray-coating the printed surface with a protective layer;

Figure 1a is a variant thereof in the case of a very narrow panel;

5 Figure 2 is similar to Figure 1, but with the difference that the device for applying the protective layer is of the roller applicator type;

Figure 3 is similar to Figure 1, but with the difference that the device for applying the protective layer is of the coater type;

10 Figure 4 is similar to Figure 1, but with the difference that the device for applying the protective layer is of the laminating head type;

Figure 5 is similar to Figure 1, but with the difference that the device for applying the protective layer is of the ink-jet printer type.

With reference to Figure 1, this shows a wood-based flat element 10 (for example a rectangular MDF panel) moved by a conveyor belt 16 in an advancement direction indicated by the arrow D in order to pass, in the  
15 illustrated embodiment, below four parallel rows of print heads indicated by 12.1, 12.2, 12.3 and 12.4 respectively. Each row of print heads relates to one colour, namely the three prime colours cyan, magenta and yellow, plus black. As can be seen from Figure 1, each row of print heads is  
20 composed of five heads, and specifically a number of heads sufficient to cover the entire width of the rectangular panel 10. The heads 12.1-12.4 form part of an ink-jet printer (the rest of which is not shown for simplicity) indicated overall by 12 and in this specific case of the single pass type, in which the nozzles of the digital print heads propel ink microdroplets of the  
25 relative colour onto the surface to be printed (in this specific case the upper surface of the rectangular panel 10). The printer 12 is controlled by

a conventional personal computer (not shown for simplicity) which operates via suitable commercially obtainable software. The definition (quantity of black or coloured dots per unit of surface) of the printer 12, measured in DPI (dots per inch), or number of pixels, is chosen on the basis of the required print quality. Hence a low definition may be deemed  
5 sufficient, or a medium, high or very high definition be necessary.

As in known processes, a preliminary graphic composition step (i.e. graphic design and development) is also required in the process of the invention, this being achieved by suitable commercially available hardware and software. In this specific case a scanner can be used (as in the  
10 known process using a plotter) which is able to separate the four base colours in the design or image to be reproduced on the panel surface. It will be easily apparent that designs or images of the most varied type can be reproduced on the panel surface, for example reproducing the appearance of a wood surface of a determined type, or that of a  
15 determined stone or rock, or even photographs, written texts or fantasy motifs. These images can be modified or compounded or broken down at will, to form relative graphic files from which a number of monochromatic images can be obtained. In its most simple variant, the printing operation  
20 can be reduced to simple coloration of the surface concerned, or just part of it, with a single colour.

Returning to Figure 1, it can be seen that the upper surface of the panel 10 is printed (for example reproducing the appearance of a determined wood type) downstream of the printer 12. In the same figure it can be  
25 seen that downstream of the printer 12 a sprayer 14 is provided enabling the printed upper surface of the panel 10 to be coated with a conventional

liquid substance providing a substantially transparent (possibly coloured) protective layer against the negative effects of light, or against staining, abrasion or scratching.

It should be noted that although in Figure 1 the print heads 12.1-12.4 are  
5 positioned above the panel 10, alternatively they could be positioned below it (located in a region between two successive conveyor belts), or the panel could be moved while maintaining it vertical (using for example drive devices with grippers) with the print heads disposed on one or other side of the panel, or even on both its sides.

10 It should also be noted that instead of the belt drive device 16 of the figures (which can also be of suction type), other drive devices can be used, for example of roller type, of chain type (with or without prongs) or provided with said gripper means.

If the production line is dedicated to the printing of very narrow panels,  
15 such as the panel 10a of Figure 1a, it can be sufficient to provide a single print head 12.1-12.4 for each colour. In that case the spray device, indicated by 14a, is simplified.

Figures 2-5 (in which the same reference numerals as Figure 1 are used for equal parts) differ from this latter figure only by the provision of a  
20 different device for applying the protective liquid substance. Specifically, in Figure 2 a roller applicator 114 is used, in Figure 3 a coater 21 is used, in Figure 4 a lamination head 314 and in Figure 5 a print head of ink-jet type 414.

As will be apparent from the foregoing, the process of the present  
25 invention allows maximum flexibility and production versatility, together with high productivity at low cost, all because of the use of the ink-jet



printer. If this latter is of the type in which the nozzles of the print heads do not make contact with the surface to be printed, panels with non-smooth surfaces can also be printed.

**WHAT IS CLAIMED IS:**

1. A process for printing a surface of a wood-based flat panel with a multi-colored image, comprising: providing the wood-based flat panel, which is made from a mass of wooden particles; a preliminary step of graphic composition of the multi-colored image using an electronic processor and relative software; and a printing step for printing the wood-based flat panel with the multi-colored image using an ink-jet printer provided with print heads; wherein the preliminary step of graphic composition is performed before the entirety of the printing step; wherein the preliminary step of graphic composition involves forming graphic files from which a  
10 number of monochromatic images are obtained; wherein the colors employed by the ink-jet printer comprise the prime colors cyan, magenta, and yellow in addition to black; wherein the ink-jet printer is controlled by the electronic processor; wherein the wood-based flat panel moves relative to the ink-jet printer while at least one of the print heads propels ink micro-droplets onto the wood-based flat panel; wherein the print heads are stationary during the printing operation; wherein for each color employed in the ink-jet printer, the number of print heads used is that required to cover the entire width of that surface of the wood-based flat panel to be printed, the surface being provided with the multi-colored image with a single pass of the panel transiting through the ink-jet printer and underneath the print heads;  
20 wherein prior to the printing step, the process includes a step of surface smoothing and a step of treating with sealants that surface of the wood-based flat panel to be printed, the sealants including water-based agents; wherein the printing step is followed by an additional step of applying coating products using a coating device to the printed surface of the wood-based flat panel to form a substantially transparent protective layer, the printed surface being provided with the transparent protective layer with the panel transiting underneath the coating device during the additional step; and wherein the coating device is of a roller application type and applies a protective liquid substance on top of the printed surface.

2. The process as claimed in claim 1, wherein a drive device moves the wood-based flat panel relative to the ink-jet printer.
3. The process as claimed in claim 2, wherein the drive device is of a conveyor belt type.
4. The process as claimed in claim 2, wherein the drive device is of a roller type.
5. The process as claimed in claim 2, wherein the drive device is of a chain type.
6. The process as claimed in claim 2, wherein the drive device is of a type using grippers.
7. The process as claimed in claim 1, wherein in the graphic composition step a scanner is used connected to the electronic processor to identify and separate the base colors of a design or image to be reproduced on the surface of the wood-based flat panel.
8. The process as claimed in claim 1, wherein the substantially transparent protective layer gives the printed surface at least one of greater resistance to the effects of light or stains, greater resistance to the effects of abrasion or scratching, and the required finish.
9. The process as claimed in claim 1, further comprising: at least one of squaring and sectioning the wood-based flat panel provided with the multi-colored image to obtain a floor panel.
10. The process as claimed in claim 1, wherein for each color a single print head covers the entire width of that surface of the wood-based flat panel to be printed.



11. The process as claimed in claim 1, wherein for each color a plurality of print heads, being arranged in a row, covers the entire width of that surface of the wood-based flat panel to be printed.

12. The process as claimed in claim 1, wherein the wood-based flat panel is one of a chipboard panel, a panel of the low density fiber type, a medium density fiberboard, a high density fiberboard, a wet fiber panel and a oriented wooden strand panel.

10 13. The process as claimed in claim 1, wherein during the printing operation, print heads of each color are simultaneously active on the surface of one and the same wood-based flat panel.

14. A process for printing a surface of a wood-based flat panel with a multi-colored image, comprising: providing the wood-based flat panel, which is made from a mass of wooden particles; a preliminary step of graphic composition of the multi-colored image using an electronic processor and relative software; and a printing step for printing the wood-based flat panel with the multi-colored image using an ink-jet printer provided with print heads; wherein the preliminary step of graphic composition is performed before the entirety of the printing step; wherein the preliminary step of graphic composition involves forming graphic files from which a number of monochromatic images are obtained; wherein the colors employed by  
20 the ink-jet printer comprise the prime colors cyan, magenta, and yellow in addition to black; wherein the ink-jet printer is controlled by the electronic processor; wherein the wood-based flat panel moves relative to the ink-jet printer while at least one of the print heads propels ink micro-droplets onto the wood-based flat panel; wherein the print heads are stationary during the printing operation; wherein for each color employed in the ink-jet printer, the number of print heads used is that required to cover the entire width of that surface of the wood-based flat panel to be printed, the surface being provided with the multi-colored image with a single pass

of the panel transiting through the ink-jet printer and underneath the print heads; wherein prior to the printing step, the process includes a step of surface smoothing and a step of treating with sealants that surface of the wood-based flat panel to be printed, the sealants including water-based agents; wherein the printing step is followed by an additional step of applying coating products using a coating device to the printed surface of the wood-based flat panel to form a substantially transparent protective layer, the printed surface being provided with the transparent protective layer with the panel transiting underneath the coating device during the additional step; and wherein the coating device is of a roller application type and  
10 applies a protective liquid substance on top of the printed surface.

15. A process for printing wood-based flat elements, comprising a preliminary step of graphic composition by means of an electronic processor and relative software, and a printing step, wherein to print the wood-based flat elements an ink-jet printer of the single-pass type is used controlled by the electronic processor, wherein said ink-jet printer is provided with print heads, and wherein for each colour employed in the printer the number of print heads is that required to cover the entire width of that surface of the elements to be printed, characterized in that said flat element is maintained at rest and the printer performs a motion relative thereto during the printing operation, in order to print the entire surface thereof involved, wherein said  
20 relative motion results in the flat element having passed below said print heads and in the entire surface of the flat element involved having been printed in a single pass of said flat element below said print heads.

16. A process for printing wood-based flat elements, comprising a preliminary step of graphic composition by means of an electronic processor and relative software, and a printing step, wherein to print the wood-based flat elements an ink-jet printer of the single-pass type is used controlled by the electronic processor, wherein said ink-jet printer is provided with print heads, and wherein for each colour employed in the printer the number of print heads is that required to cover the entire width of that



surface of the elements to be printed, characterized in that, during the printing operation, said flat element and the printer perform a simultaneous motion relative to each other in order to print the entire surface of said flat element, wherein said simultaneous relative motion results in the flat element having passed below said print heads and in the entire surface of the flat element involved having been printed in a single pass of said flat element below said print heads.

17. A process as claimed in claim 15 or 16, wherein during the printing operation said entire surface involved is provided with a multi-coloured image.

10 18. A process as claimed in claim 17, wherein the colours employed in the printer are the prime colours cyan, magenta, and yellow in addition to black.

19. A process as claimed in claim 17, wherein for each colour a single print head covers the entire width of said entire surface involved.

20. A process as claimed in claim 17, wherein for each colour a plurality of print heads, being arranged in a row, covers the entire width of that surface of the panels to be printed.

20 21. A process as claimed in any one of claims 15 to 20, wherein said wood-based flat elements are made from a mass of wooden particles and wherein the elements are selected from the list of chipboard panels, panels of the low density fiber type, medium density fiberboard, high density fiberboard, wet fibre panels and oriented wooden strand panels.

22. Production line for the manufacturing of flat wood-based panels presenting a printed upper surface, wherein said production line comprises an inkjet printer of the single-pass type and an electronic processor, wherein said inkjet printer is controlled by said electronic processor, wherein said inkjet printer comprises print heads configured to print the entire surface of said wood-based panel, each print



head relating to only one colour chosen from the list of cyan, magenta, yellow and black for application of chosen colours, said print heads being arranged in rows, with each row relating to only one colour, wherein each row comprises a number of print heads sufficient to cover the entire width of the panel, characterized in that the printer is configured to perform a relative motion to the panel during the printing operation, wherein said relative motion results in the panel having passed below said print heads and in the entire surface of the panel involved having been printed in a single pass of said panel below said print heads.

10 23. Production line according to claim 22, characterized in that a single print head is provided for each colour.

24. Production line according to claim 22 or 23, characterized in that said electronic processor allows choosing a definition of the inkjet printer.

25. Production line according to any one of claims 22 to 24, characterized in that said inkjet printer is of the type comprising print heads with nozzles that do not make contact with the surface of the panel to be printed.

26. Production line according to any one of claims 22 to 25, characterized in that said production line is a floor production line that comprises at least one of a squaring line, a square edging line, a framing fine, a hot or cold pressing line, a sectioning line and a drilling line.

20 27. Production line according to any one of claims 22 to 26, characterized in that, during said relative motion, the panel is maintained at rest.

28. Production line according to any of the claims 22 to 26, characterized in that, during said relative motion, the panel moves simultaneously.

29. A floor production process in which surfaces of flat wood-based panels obtained from wood-based flat products produced using double-belt continuous presses are printed with a design or an image representing a wood type, a type of stone or rock, the printing process being applied to a squaring line and comprising the steps of:

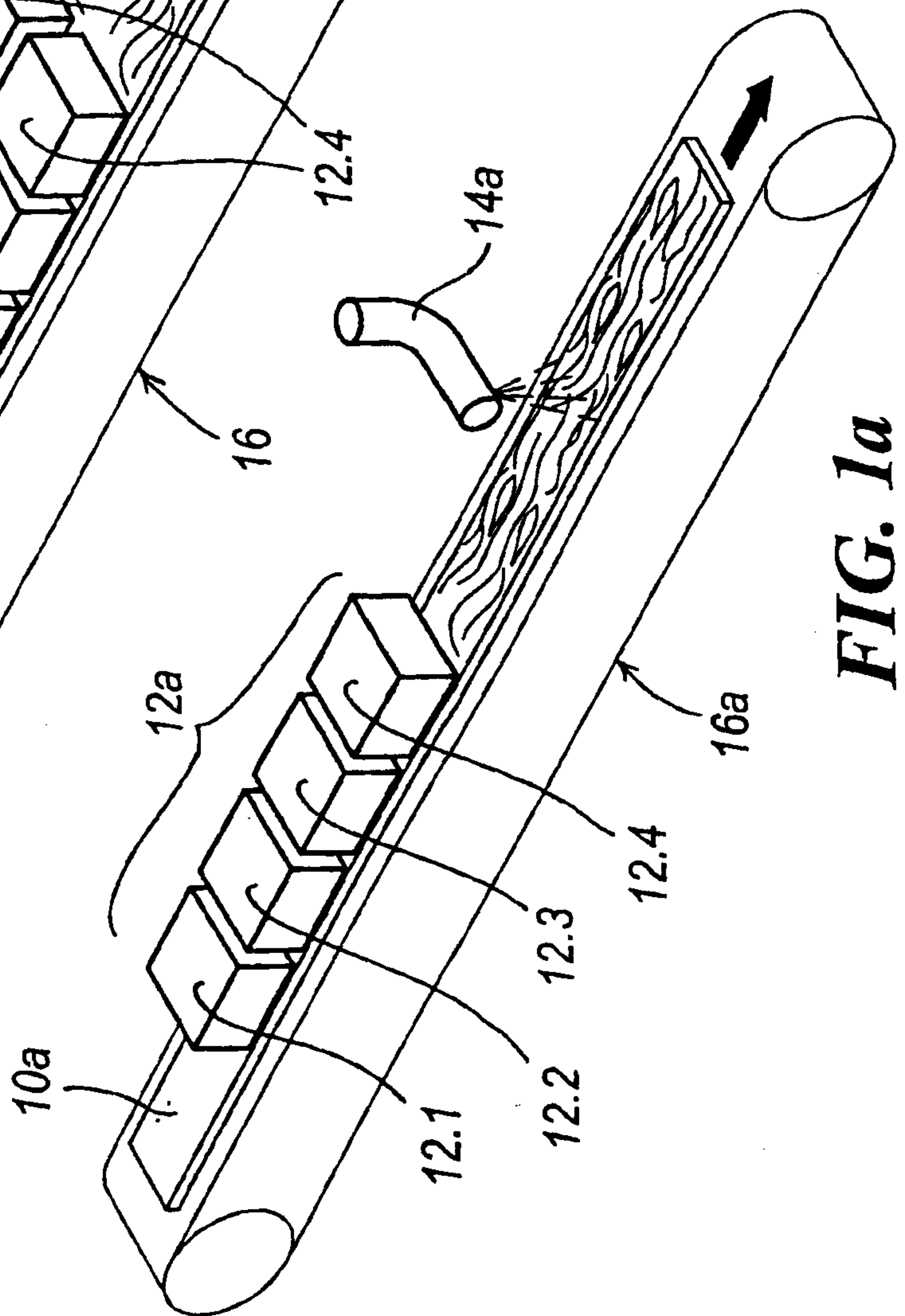
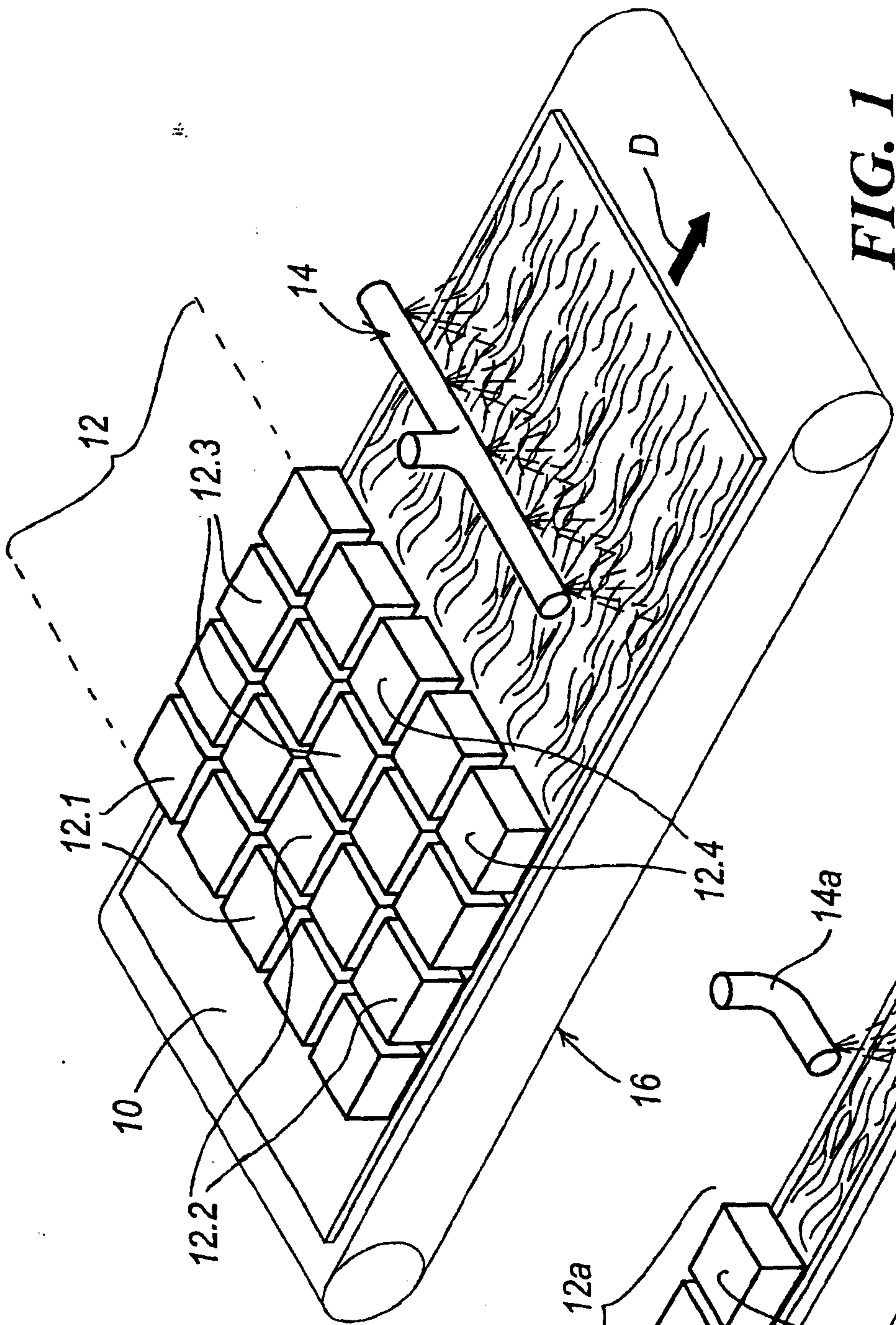
starting with panels covered with sheets of paper;

performing a preliminary graphic composition step of a design or image by means of an electronic processor and relative software;

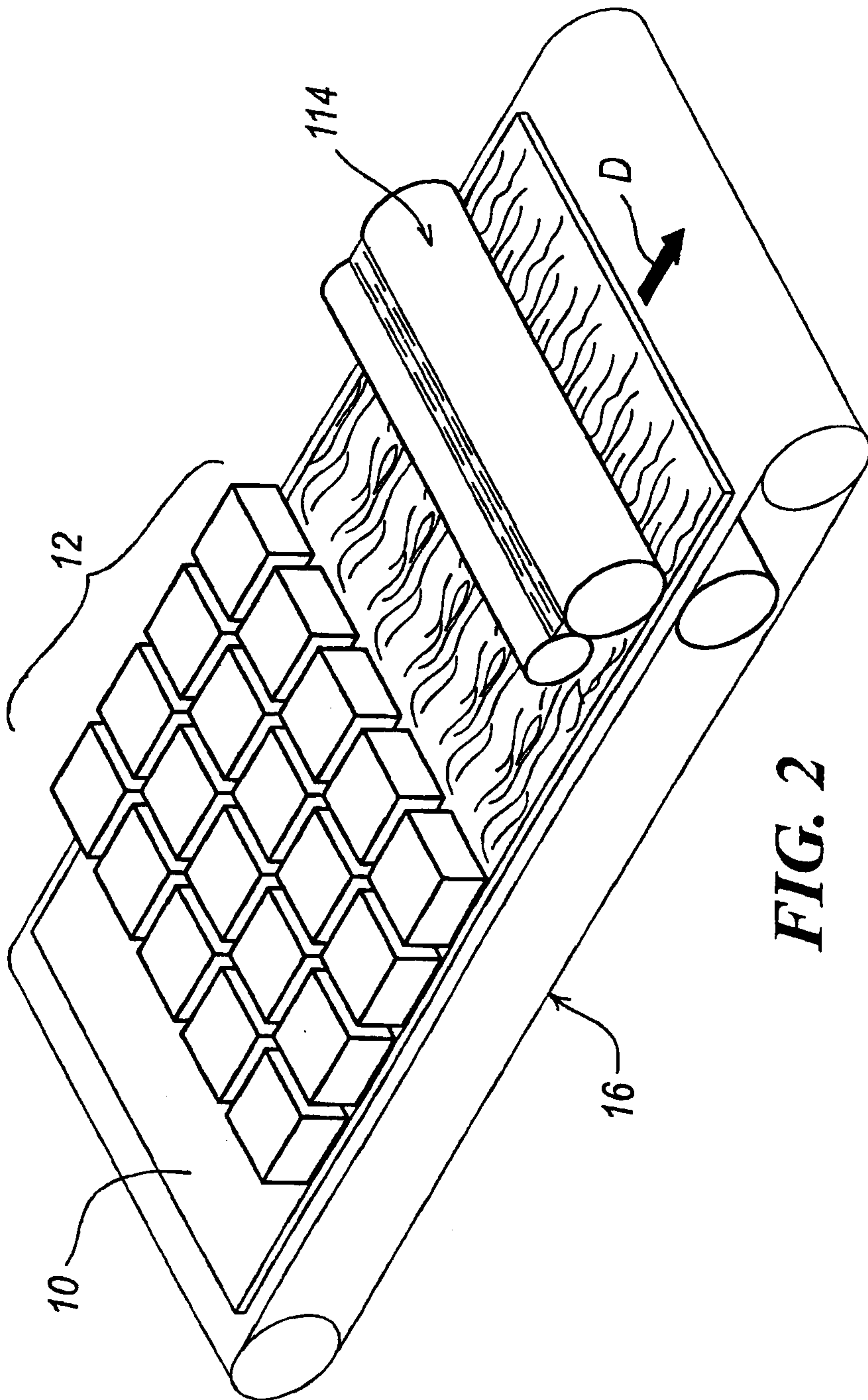
10 advancing said flat wood-based panels in an advancement direction past an inkjet printer using one of a belt drive device of suction type and a drive device provided with gripper means, said inkjet printer being of the single pass type comprising stationary print heads arranged in rows one after another in said advancement direction, each row comprising a number of print heads sufficient to cover the entire width of the panels;

propelling ink microdroplets of a relative colour from said print heads onto said surfaces in response to signals sent by said electronic processor connected to said print heads to thereby reproduce said design or image on said surfaces, and

applying a coating or covering products to the printed surfaces of the panels to form a substantially transparent protective layer in order to give the printed surfaces greater resistance to the effects of abrasion or scratching.







**FIG. 2**

