



US00D405285S

United States Patent [19]

[11] Patent Number: **Des. 405,285**

Balderi et al.

[45] Date of Patent: ****Feb. 9, 1999**

[54] **STACKING CHAIR**

[75] Inventors: **Nicola Balderi**, Kansas City, Mo.; **Paul W. Horner**, Overland Park, Kans.; **Roger A. Babcock**, Oak Grove, Mo.; **Roger Carr**, London, England

D. 337,003	7/1993	Rowland	D6/380
D. 344,418	2/1994	Favaretto	D6/373
D. 374,129	10/1996	Timmons	D6/373
D. 378,553	3/1997	Newhouse	D6/373
4,305,617	12/1981	Benoit	297/445.1
4,548,441	10/1985	Ogg	297/239

[73] Assignee: **Fixtures Manufacturing Corporation**, Kansas City, Mo.

Primary Examiner—Gary D. Watson
Attorney, Agent, or Firm—Litman, McMahon & Brown, L.L.C.

[**] Term: **14 Years**

[57] CLAIM

[21] Appl. No.: **72,067**

The ornamental design for a stacking chair, as shown and described.

[22] Filed: **Jun. 6, 1997**

DESCRIPTION

[51] **LOC (6) Cl.** **06-01**

[52] **U.S. Cl.** **D6/373; D6/374; D6/380**

[58] **Field of Search** **D6/334, 371, 373, D6/374, 379, 380, 500, 501, 502; 297/239, 411.25, 445.1, 447.4, 448.2, 452.18**

FIG. 1 is an upper, front, left side perspective view of a stacking chair embodying our new design; FIG. 2 is a front elevational view thereof; FIG. 3 is a rear elevational view thereof; FIG. 4 is a left side elevational view thereof, the right side being a mirror image thereof; FIG. 5 is a top plan view thereof; and, FIG. 6 is a bottom plan view thereof.

[56] References Cited

U.S. PATENT DOCUMENTS

D. 202,775 11/1965 Rowland D6/373

1 Claim, 4 Drawing Sheets

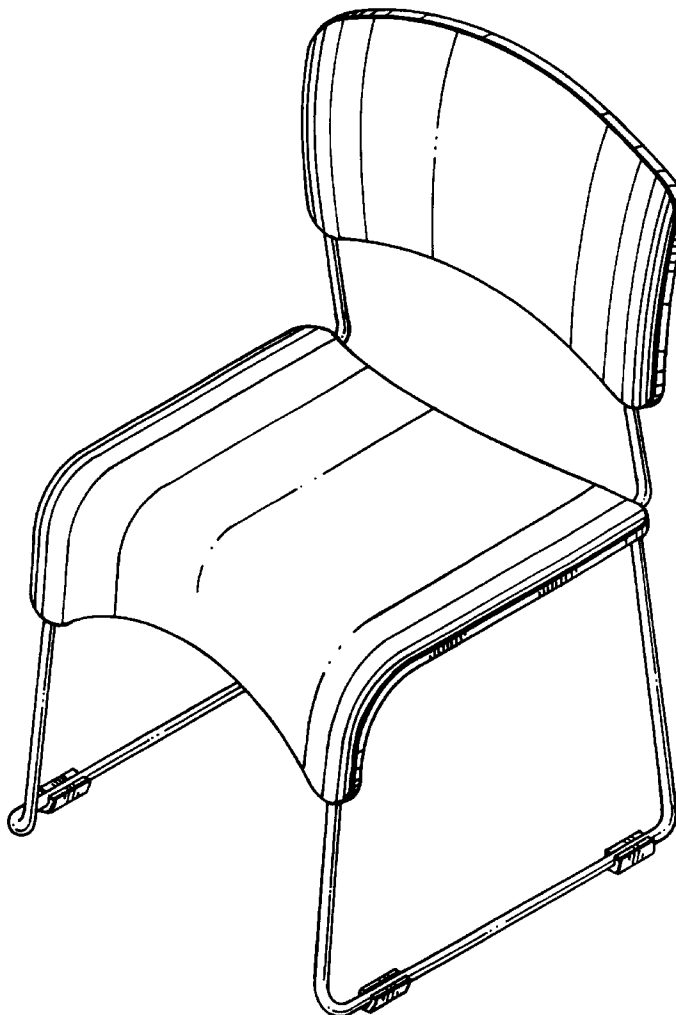


FIG. 1

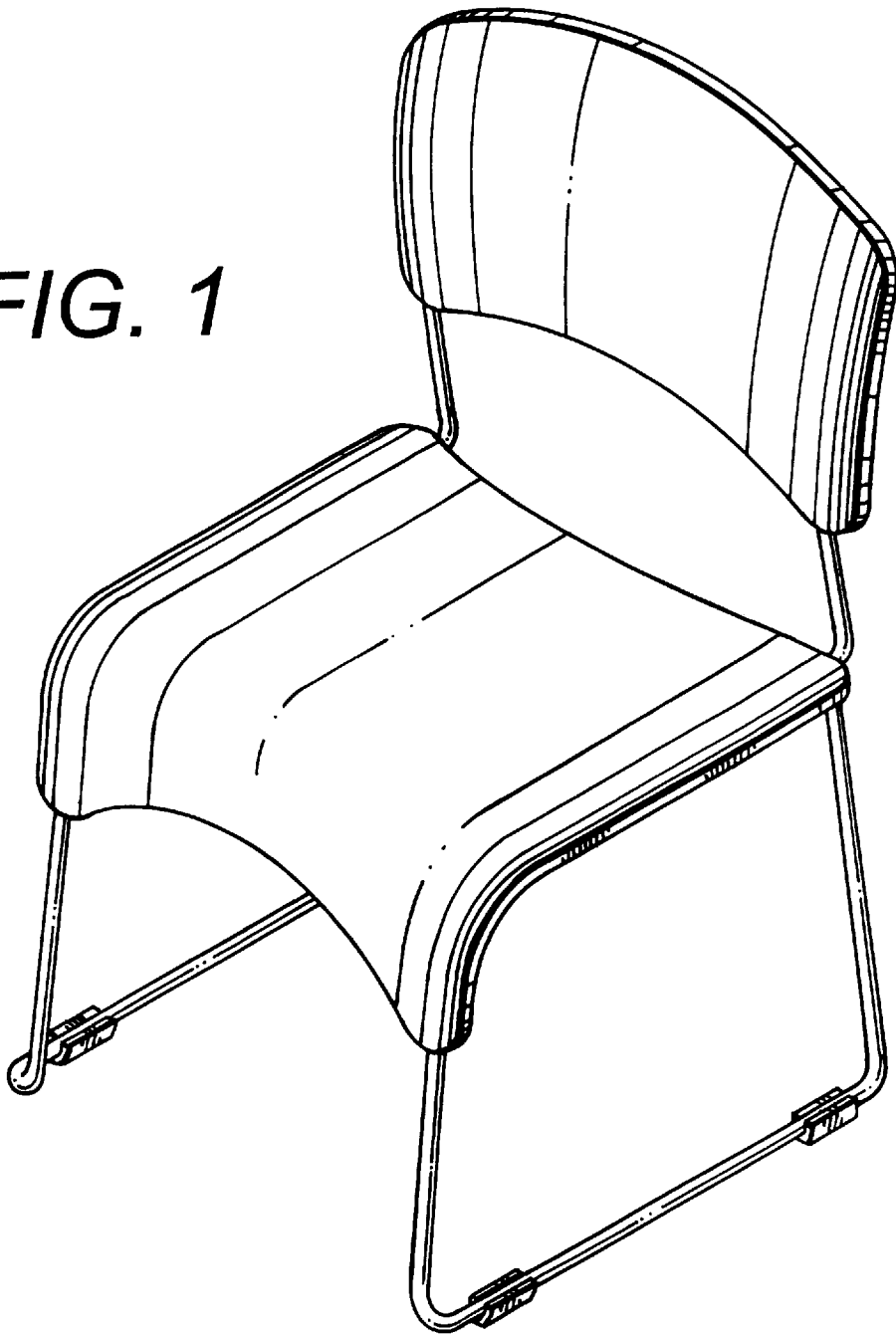


FIG. 2

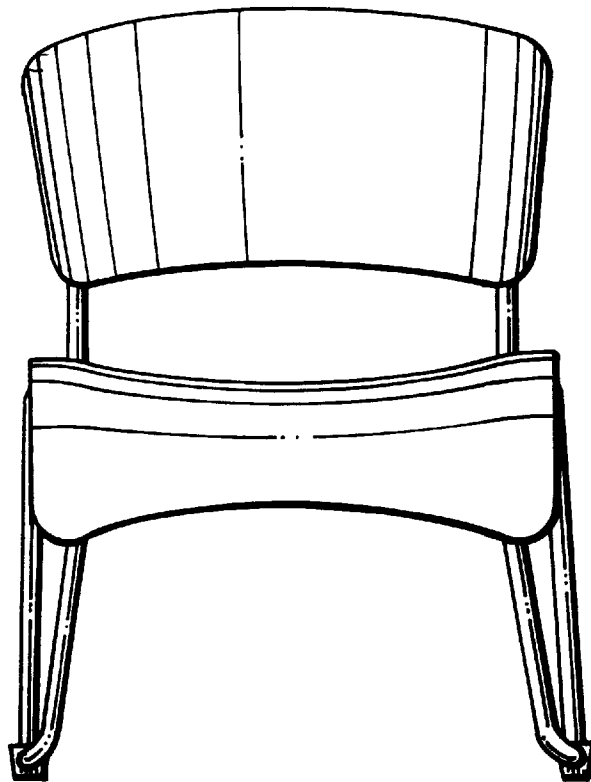



FIG. 6



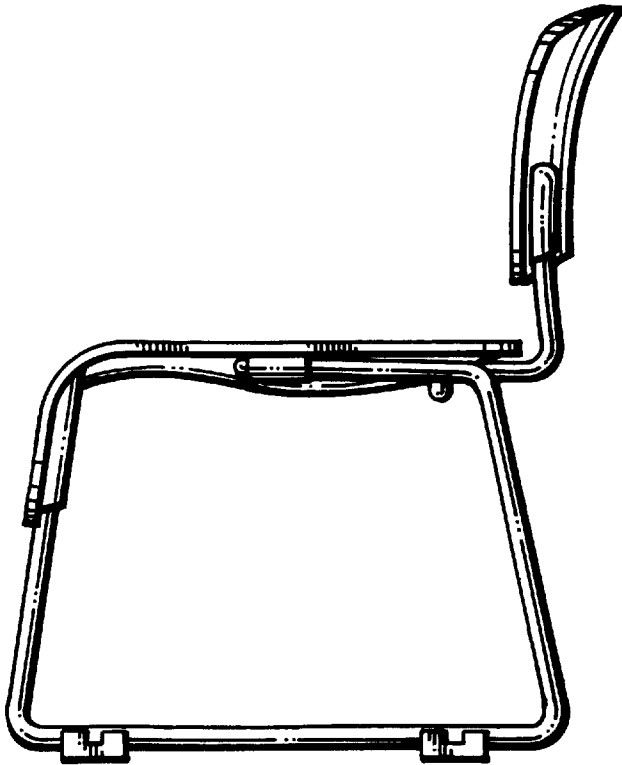


FIG. 4

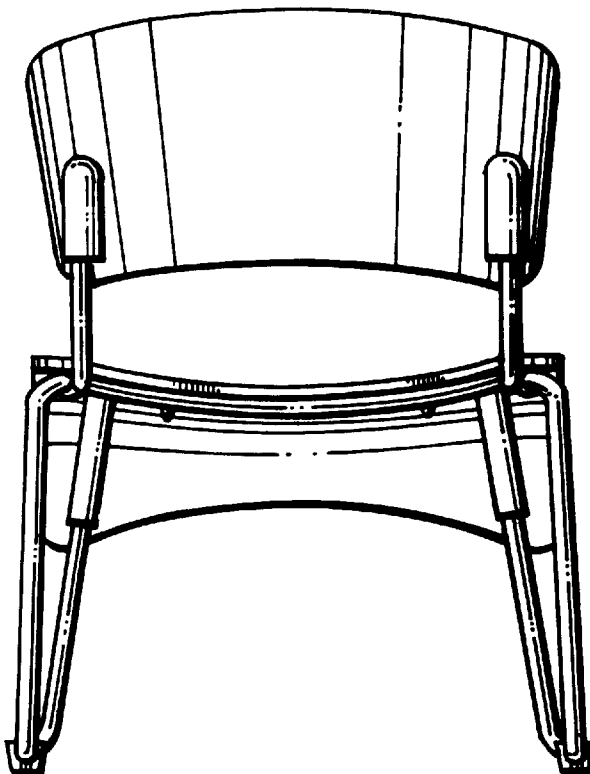


FIG. 3




FIG. 5