



US00D415039S

United States Patent [19]
Strasser

[11] **Patent Number: Des. 415,039**
[45] **Date of Patent: ** Oct. 12, 1999**

- [54] **WATCH-CASE**
- [76] Inventor: **Florian Strasser**, Breitenstrasse 5, 2554
Meinisberg, Switzerland
- [**] Term: **14 Years**
- [21] Appl. No.: **29/092,015**
- [22] Filed: **Aug. 11, 1998**
- [51] **LOC (6) Cl.** **10-02**
- [52] **U.S. Cl.** **D10/30; D10/39**
- [58] **Field of Search** D10/1-40, 122-132;
368/280-282, 276-277, 285

D. 395,403 6/1998 Hyser D1/30
2,225,474 12/1940 Guild .

OTHER PUBLICATIONS

Swiss Watch & Jewelry Journal—Feb. 1982 —p251—Watch
at Left.

Primary Examiner—Nelson C. Holtje

[57] **CLAIM**


The ornamental design for a watch-case, as shown.

DESCRIPTION

FIG. 1 is a perspective view of a watch case showing my
new design.
FIG. 2 is a front elevational view thereof
FIG. 3 is a rear elevational view thereof;
FIG. 4 is a right side elevational view thereof
FIG. 5 is a left side elevational view thereof
FIG. 6 is a top plan view thereof; and,
FIG. 7 is a bottom plan view thereof.

- [56] **References Cited**
- U.S. PATENT DOCUMENTS**
- D. 217,012 3/1970 Cowan .
- D. 284,642 7/1986 Kabaya D10/38
- D. 295,264 4/1988 Takeichi D10/30
- D. 302,131 7/1989 Woomer D10/39
- D. 387,674 12/1997 Papiernik D10/30
- D. 390,479 2/1998 Branys D10/39

1 Claim, 2 Drawing Sheets






FIG. 1

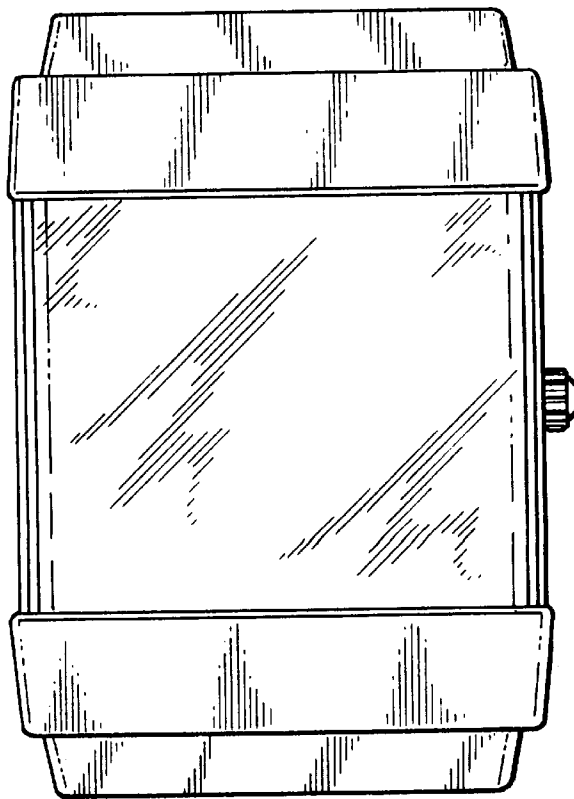


FIG. 2

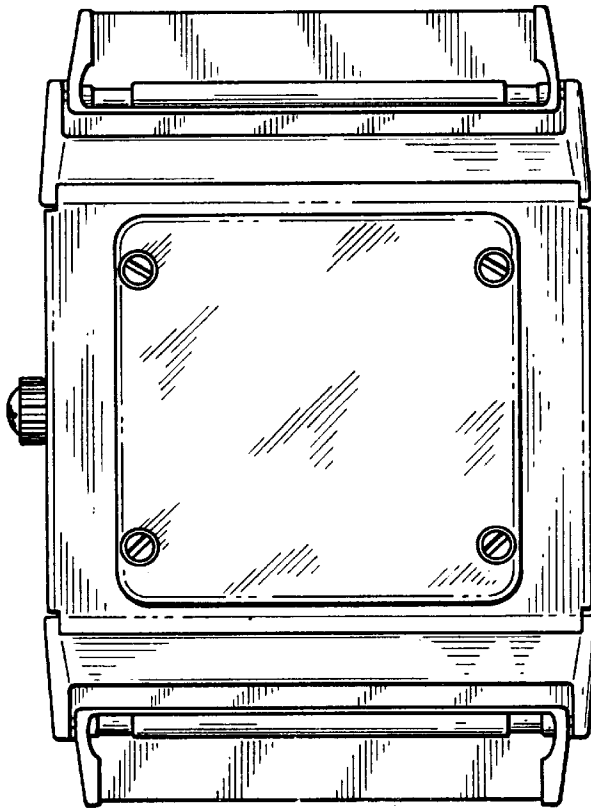


FIG. 3

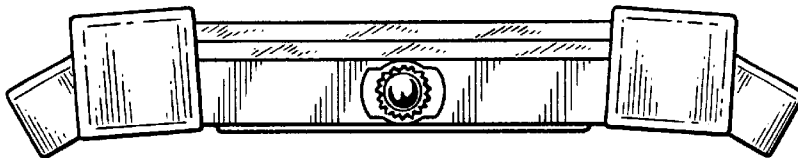


FIG. 4

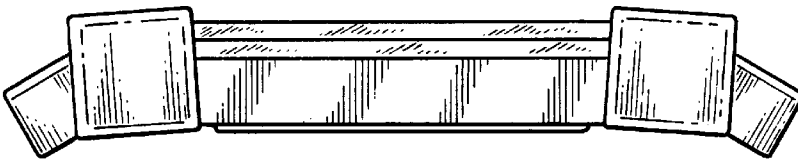


FIG. 5




FIG. 6




FIG. 7