



US00D343944S

United States Patent [19]

[11] Patent Number: Des. 343,944

Krugler

[45] Date of Patent: ** Feb. 8, 1994

[54] POCKET FOR A GOLF SCORECARD AND ACCESSORIES

3,095,576 7/1963 Jenter D2/229
3,115,638 12/1963 Kikas D2/229

[76] Inventor: David E. Krugler, 13716 W. Rim #601, Euless, Tex. 76040

Primary Examiner—A. Hugo Word
Assistant Examiner—Celia A. Murphy
Attorney, Agent, or Firm—Charles D. Gunter, Jr.

[**] Term: 14 Years

[57] CLAIM

[21] Appl. No.: 880,318

The ornamental design for a pocket for a golf scorecard and accessories, as shown and described.

[22] Filed: May 6, 1992

[52] U.S. Cl. D2/857; D3/221; D3/228; D3/904

DESCRIPTION

[58] Field of Search D2/6, 25, 4, 10, 11, D2/28, 30, 32, 42, 225; D3/104, 105, 106; 2/400, 402, 403, 247

FIG. 1 is a perspective view of a pocket for a golf scorecard and accessories showing my new design, the broken lines showing a garment and golf accessories being for illustrative purposes only and forming no part of the claimed design;

[56] References Cited

U.S. PATENT DOCUMENTS

D. 278,378	4/1985	Hemfling	D2/28
D. 305,827	2/1990	Flowers	D2/229
D. 319,922	9/1991	Flake	D2/225
879,638	2/1908	Hayes	2/247
3,004,315	10/1961	Masure	D2/229

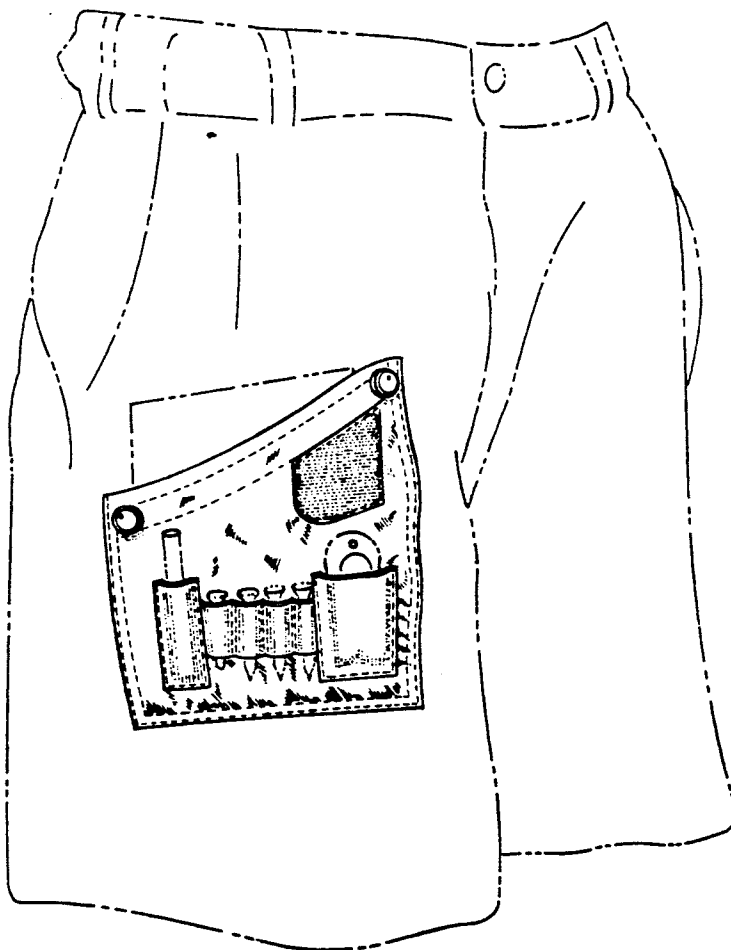
FIG. 2 is an enlarged left side elevational view thereof;

FIG. 3 is a right side elevational view of FIG. 2;

FIG. 4 is a rear elevational view of FIG. 1; and,

FIG. 5 is a top view of the pocket of FIG. 1.

The broken lines shown in FIGS. 1 through 4 on the claimed article are understood to represent conventional stitching.



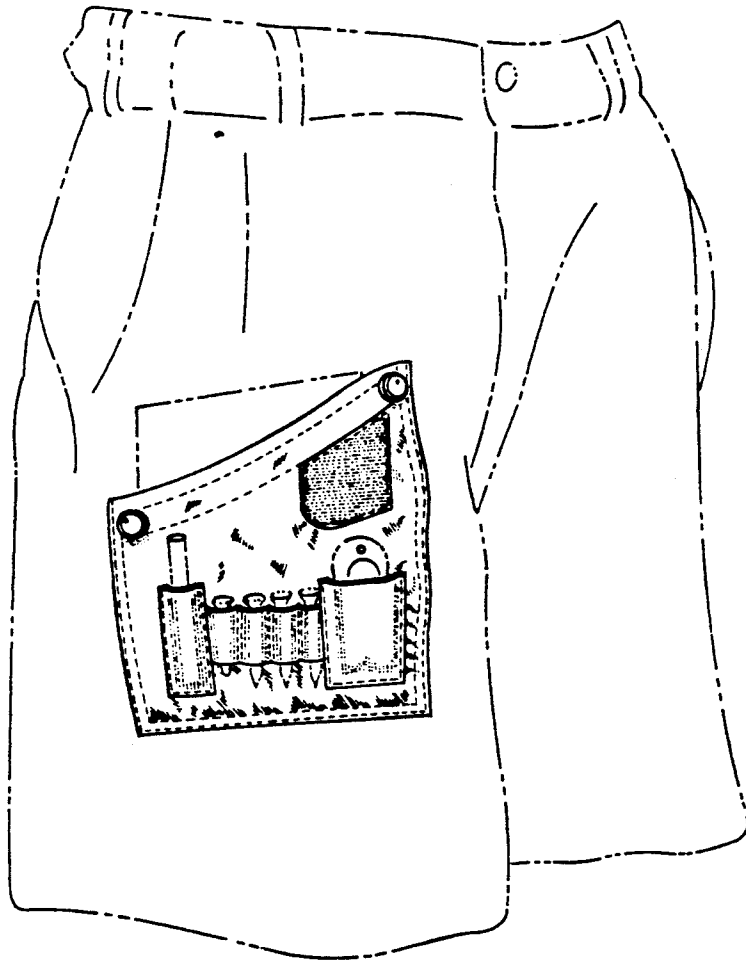


FIG. 1



FIG. 2



FIG. 3

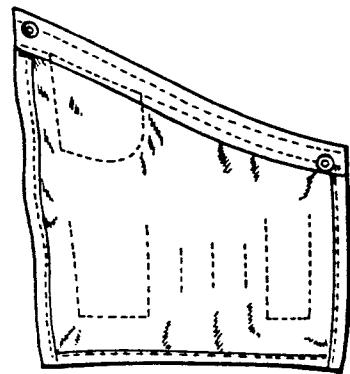


FIG. 4



FIG. 5