



US00D615009S

(12) **United States Design Patent**
Schell et al.

(10) **Patent No.:** **US D615,009 S**

(45) **Date of Patent:** **** May 4, 2010**

(54) **VEHICLE BUMPER**

(75) Inventors: **Damon Arthur Schell**, Redondo Beach,
CA (US); **Satoru Kato**, Redondo Beach,
CA (US)

(73) Assignee: **Honda Motor Co., Ltd.**, Tokyo (JP)

(**) Term: **14 Years**

(21) Appl. No.: **29/335,039**

(22) Filed: **Apr. 7, 2009**

(51) **LOC (9) Cl.** **12-16**

(52) **U.S. Cl.** **D12/169**

(58) **Field of Classification Search** D12/169,
D12/196, 171, 163, 216, 90-92, 86; 293/102,
293/113, 115, 117, 120; 296/180.1, 180.2,
296/193.11

See application file for complete search history.

(56) **References Cited**

U.S. PATENT DOCUMENTS

- D555,040 S * 11/2007 Davidson D12/92
- D555,041 S * 11/2007 Davidson D12/92
- D583,723 S * 12/2008 Murakami D12/169
- D586,263 S * 2/2009 Osborne et al. D12/92

- D589,416 S * 3/2009 Osborne et al. D12/169
- D592,567 S * 5/2009 Saracoglu D12/169
- D600,176 S * 9/2009 Yamazaki et al. D12/169
- D600,603 S * 9/2009 Di Buduo D12/169

* cited by examiner

Primary Examiner—Melody N Brown

(74) *Attorney, Agent, or Firm*—Plumsea Law Group, LLC;
Mark E. Duell

(57) **CLAIM**

The ornamental design for a vehicle bumper, as shown and described.

DESCRIPTION

FIG. 1 is a perspective view of a vehicle bumper, showing our new design;

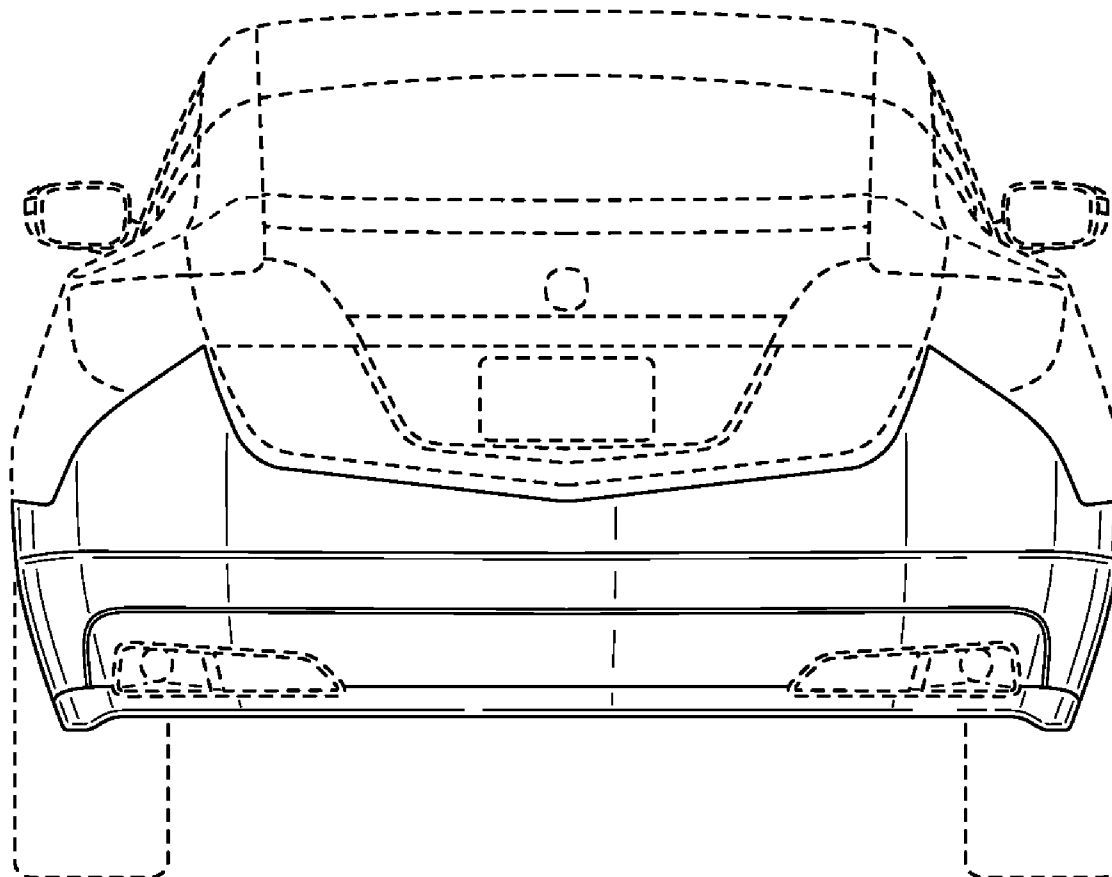
FIG. 2 is a side elevational view of one side thereof;

FIG. 3 is a side elevational view of the opposite side thereof; and,

FIG. 4 is a front elevational view thereof.

The broken line showings of the remainder of the vehicle form no part of the claimed design.

1 Claim, 4 Drawing Sheets



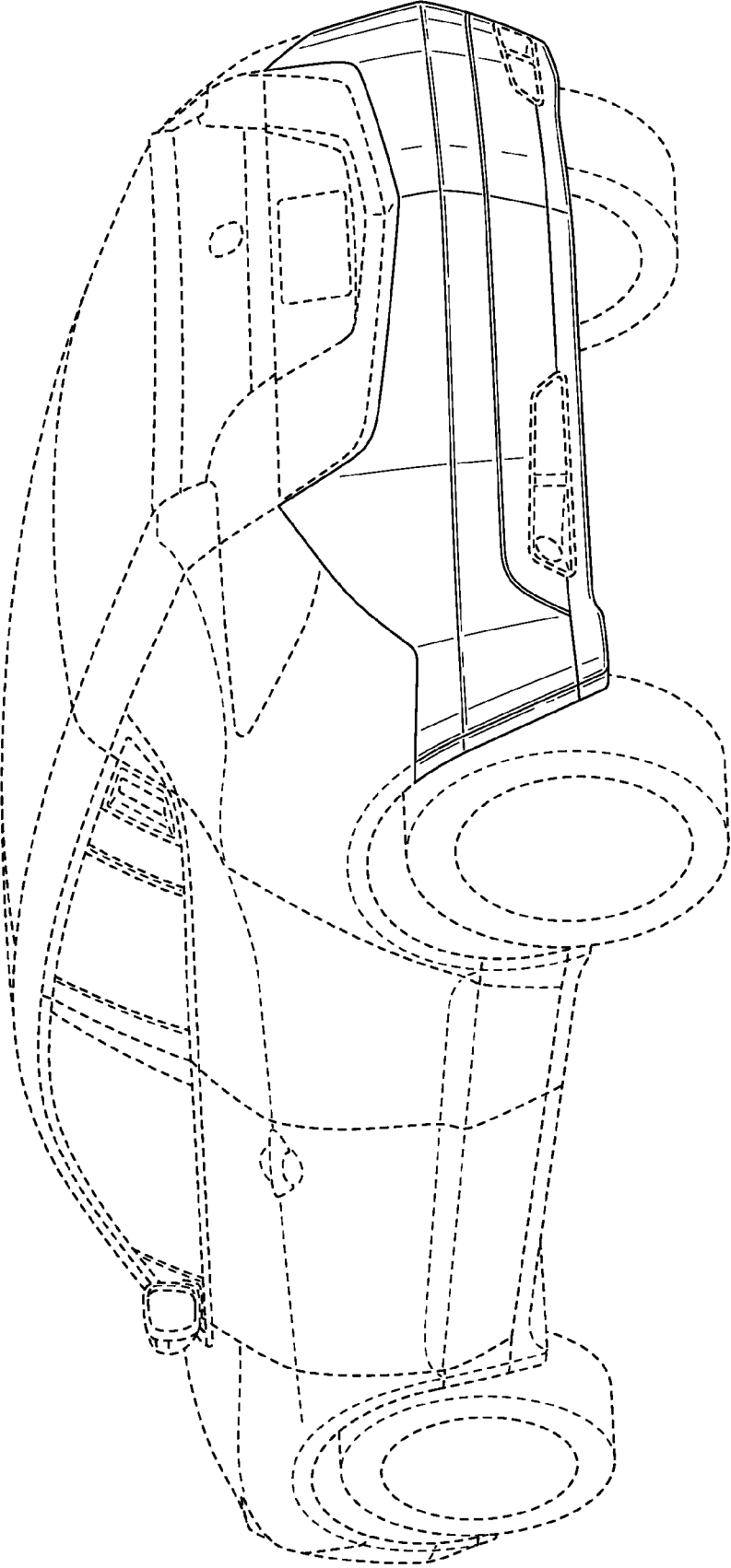


FIG. 1

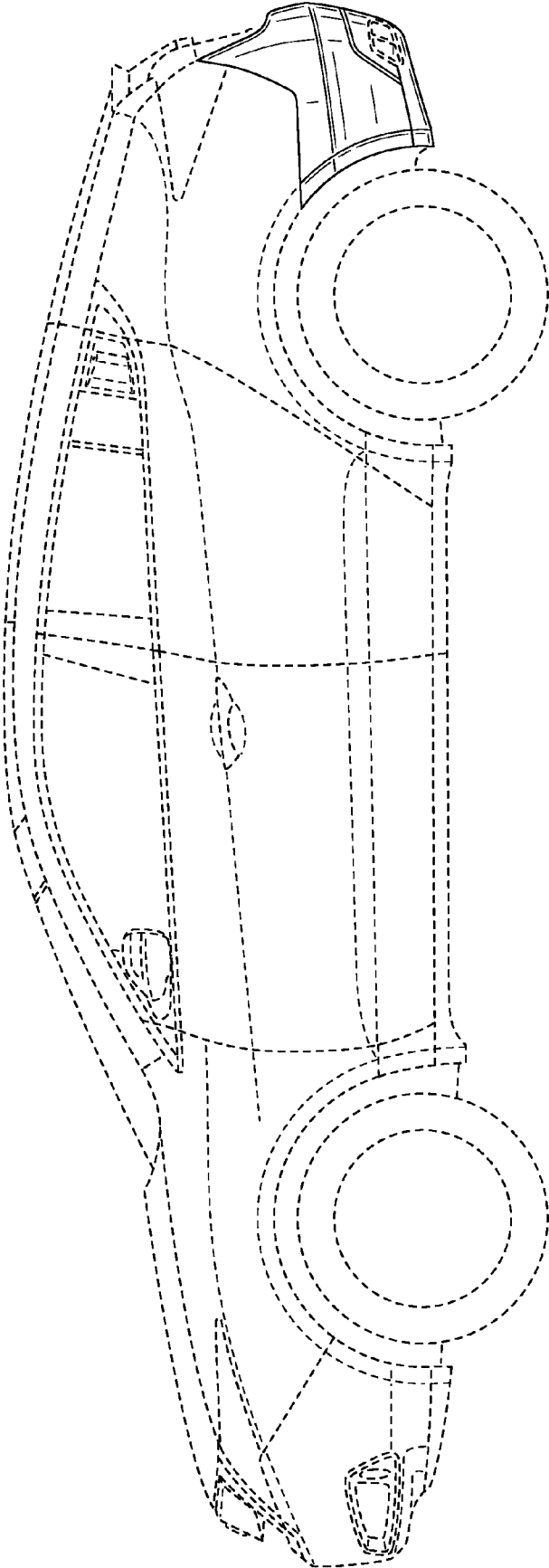


FIG. 2

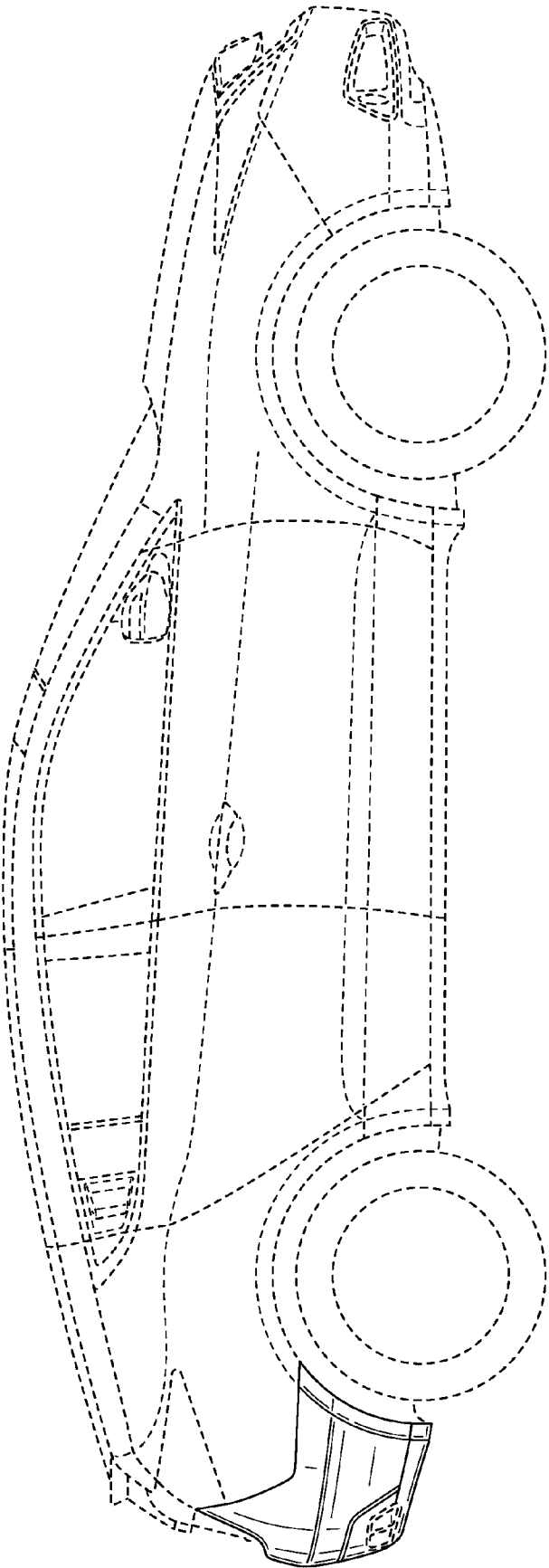


FIG. 3

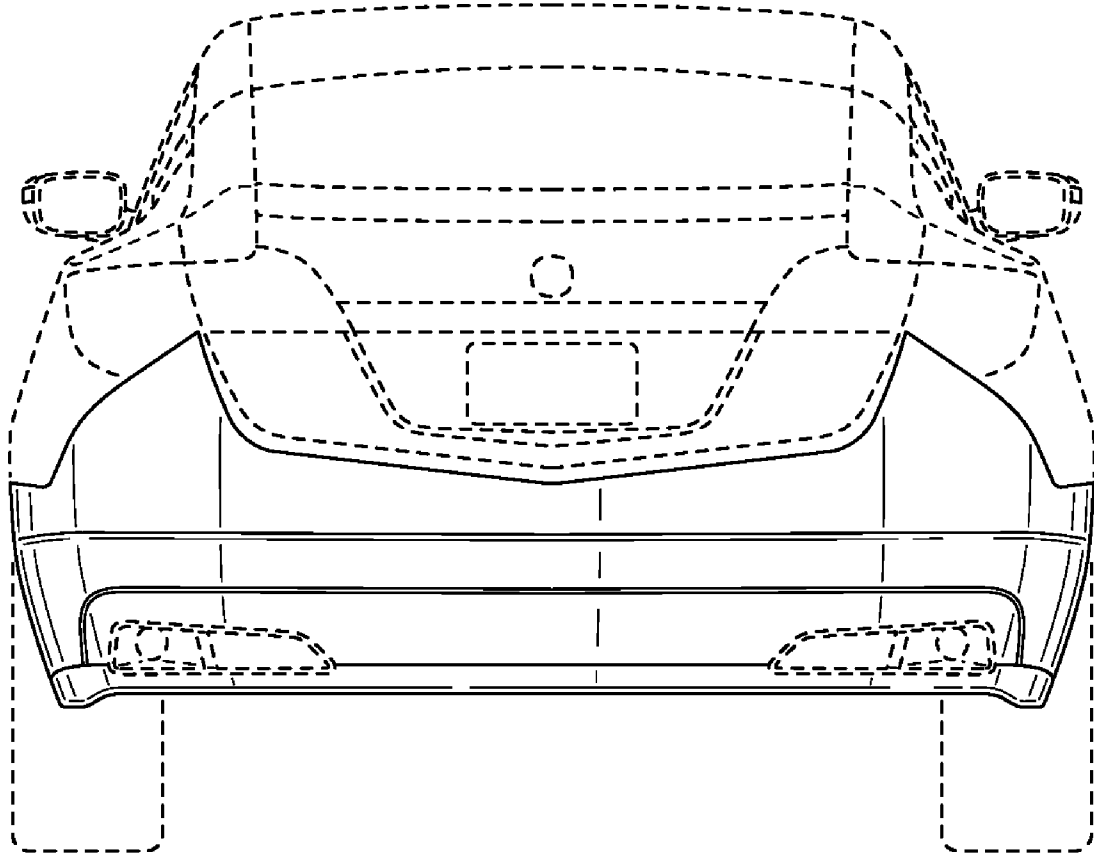


FIG. 4