

(12) **United States Design Patent** (10) **Patent No.:** **US D765,846 S**
Lins (45) **Date of Patent:** **** Sep. 6, 2016**

(54) **BONE PLUG**

(71) Applicant: **minSURG International, Inc.**,
Clearwater, FL (US)

(72) Inventor: **Robert E. Lins**, Boca Raton, FL (US)

(73) Assignee: **minSURG International, Inc.**,
Clearwater, FL (US)

(**) Term: **14 Years**

(21) Appl. No.: **29/510,605**

(22) Filed: **Dec. 1, 2014**

(51) **LOC (10) Cl.** **24-02**

(52) **U.S. Cl.**
USPC **D24/155**

(58) **Field of Classification Search**

USPC D24/155–157
CPC A61B 17/8061; A61B 17/7059; A61B
17/8052; A61B 17/8605; A61B 17/8085;
A61B 17/809; A61B 17/8014; A61B
17/8033; A61B 17/8004; A61B 17/888;
A61B 17/842; A61B 17/8023; A61B
17/8009; A61B 17/86; A61B 17/1739;
A61B 17/8066; A61B 17/1671; A61B
17/1757; A61B 17/8071; A61B 17/176;
A61B 2017/1782; A61B 2017/1775

See application file for complete search history.

(56) **References Cited**

U.S. PATENT DOCUMENTS

D249,705 S * 9/1978 London 606/102
4,697,584 A * 10/1987 Haynes A61F 2/30723
606/95
D574,957 S * 8/2008 Petersen D15/139

D589,626 S * 3/2009 Petersen D24/230
D590,943 S * 4/2009 Petersen D24/141
D595,855 S * 7/2009 Petersen D24/155
D629,106 S * 12/2010 Horton D24/155

* cited by examiner

Primary Examiner — Charles Hanson

(74) *Attorney, Agent, or Firm* — Clements Bernard PLLC;
Christopher L. Bernard; Lawrence A. Baratta, Jr.

(57) **CLAIM**

The ornamental design for a bone plug, as shown and
described.

DESCRIPTION

FIG. 1 is a perspective view of the bone plug of the present
invention, showing the new, original, and ornamental
design;

FIG. 2 is a top view of the bone plug of the present
invention, showing the new, original, and ornamental
design;

FIG. 3 is a bottom view of the bone plug of the present
invention, showing the new, original, and ornamental
design;

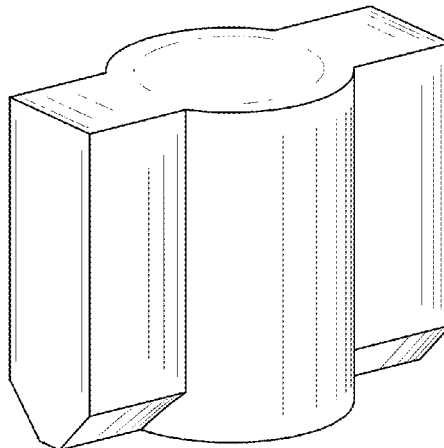
FIG. 4 is a left side view of the bone plug of the present
invention, showing the new, original, and ornamental
design;

FIG. 5 is a right side view of the bone plug of the present
invention, showing the new, original, and ornamental
design;

FIG. 6 is a front view of the bone plug of the present
invention, showing the new, original, and ornamental
design; and,

FIG. 7 is a back view of the bone plug of the present
invention, showing the new, original, and ornamental
design.

1 Claim, 7 Drawing Sheets



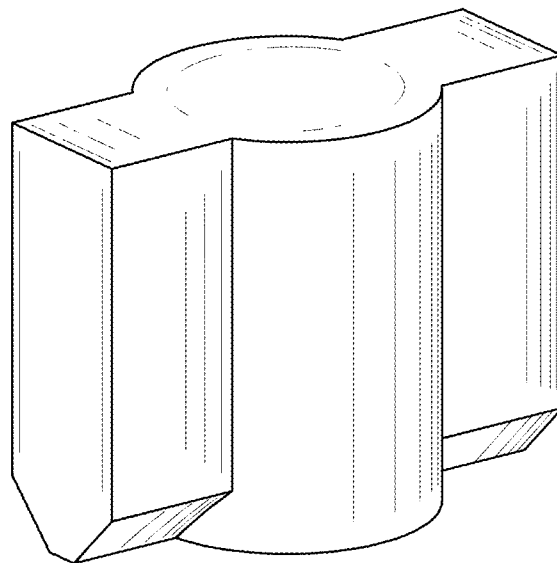


FIG. 1

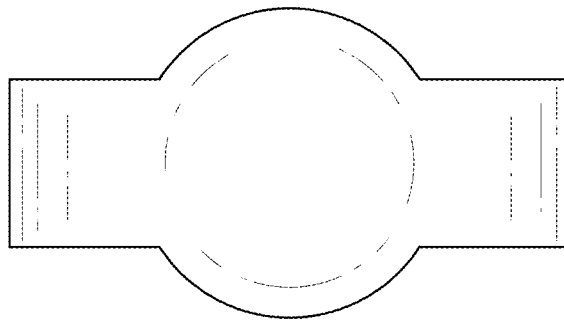


FIG. 2

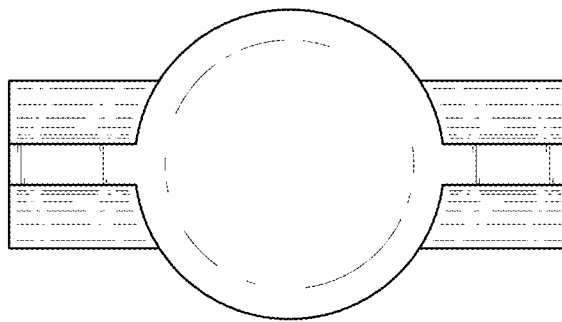


FIG. 3




FIG. 4




FIG. 5

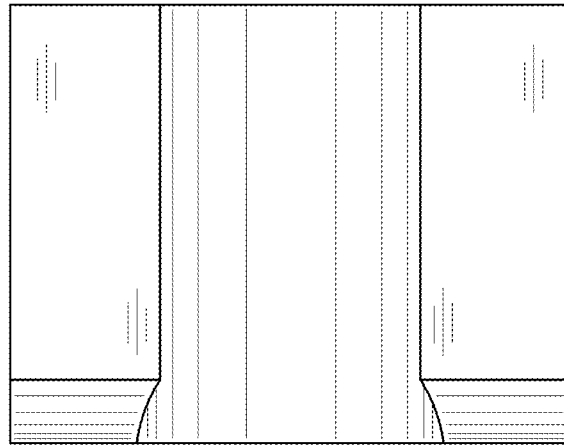


FIG. 6

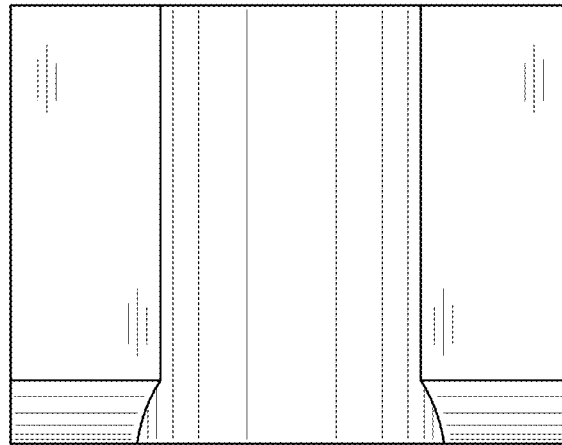


FIG. 7