# United States Patent [19]

**Sloan**

[11] **Patent Number: Des. 288,337**

[45] **Date of Patent: ** Feb. 17, 1987**


[54] **ELECTRONIC DETECTION UNIT FOR AN EDUCATIONAL INSTRUMENT**


[75] Inventor: **L. Lawrence Sloan,** Los Angeles, Calif.

[73] Assignee: **Price/Stern/Sloan/Publishers, Inc.,** Los Angeles, Calif.



[**] Term: **14 Years**

[21] Appl. No.: **594,725**

[22] Filed: **Mar. 29, 1984**

[52] **U.S. Cl.** ..... **D19/59;** D14/116

[58] **Field of Search** ..... D19/59, 60, 62, 63, D19/64; D10/75, 78, 103; D14/116; 235/472



[56] **References Cited**

U.S. PATENT DOCUMENTS

| | | | |
|---|---|---|---|
| D. 197,178 | 12/1963 | Meuche | D10/75 X |
| D. 240,606 | 7/1976 | Koenig | D14/116 |
| D. 275,956 | 10/1984 | Culp | D14/116 X |
| 4,467,196 | 8/1984 | Balliet et al. | 235/472 X |



*Primary Examiner*—Louis S. Zarfas

*Attorney, Agent, or Firm*—Abelman Frayne Rezac & Schwab


[57] **CLAIM**

The ornamental design for an electronic detection unit for an educational instrument, substantially as shown.

**DESCRIPTION**

FIG. **1** is a top plan view of an electronic detection unit for an educational instrument illustrating my new design;

FIG. **2** is a right side elevational view thereof;

FIG. **3** is a left side elevational view thereof;

FIG. **4** is a bottom plan view thereof;

FIG. **5** is a front elevational view thereof; and

FIG. **6** is a back elevational view thereof.

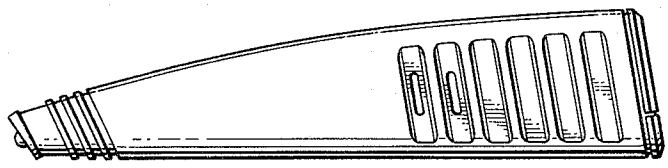

Fig. 1



Fig. 3

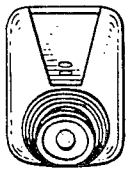

Fig. 2



Fig. 4



Fig. 5

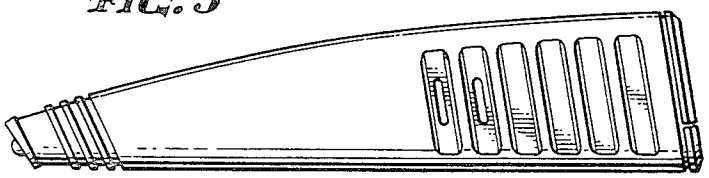

Fig. 6

