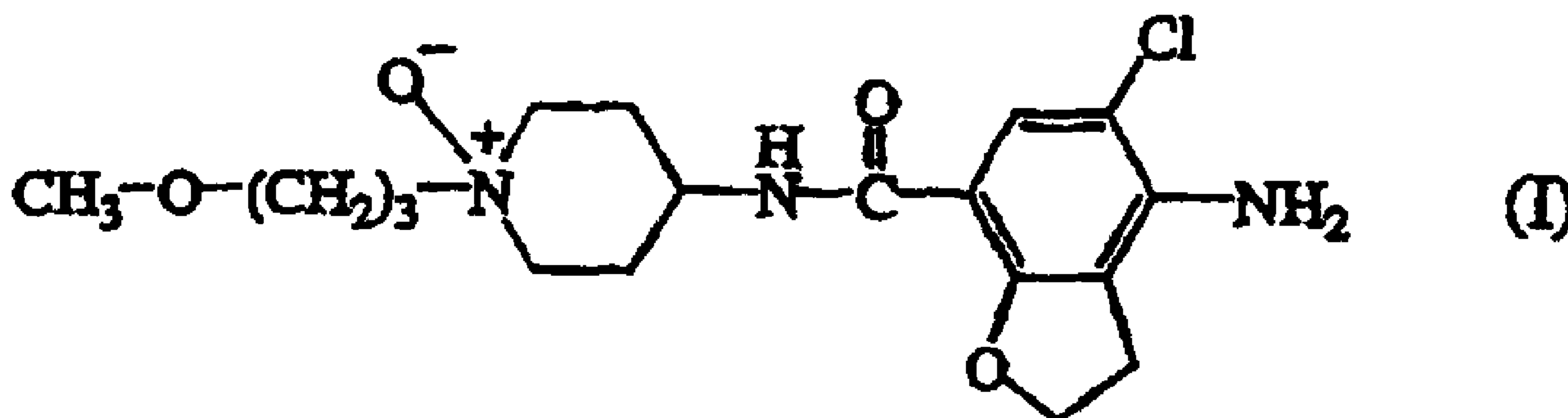




(86) Date de dépôt PCT/PCT Filing Date: 2003/01/13
(87) Date publication PCT/PCT Publication Date: 2003/07/24
(45) Date de délivrance/Issue Date: 2010/03/23
(85) Entrée phase nationale/National Entry: 2004/06/25
(86) N° demande PCT/PCT Application No.: EP 2003/000276
(87) N° publication PCT/PCT Publication No.: 2003/059906
(30) Priorité/Priority: 2002/01/16 (EP02075157.4)

(51) Cl.Int./Int.Cl. *C07D 405/12* (2006.01),
A61K 31/445 (2006.01), *A61P 1/00* (2006.01)
(72) Inventeurs/Inventors:
SCHUURKES, JOANNES ADRIANUS JACOBUS, BE;
VAN LAERHOVEN, WILLY JOANNES CAROLUS, BE
(73) Propriétaire/Owner:
JANSSEN PHARMACEUTICA N.V., BE
(74) Agent: GOWLING LAFLEUR HENDERSON LLP

(54) Titre : PRUCALOPRIDE-N-OXYDE
(54) Title: PRUCALOPRIDE-N-OXIDE



(57) **Abrégé/Abstract:**

The present invention is concerned with a novel benzamide derivative and the pharmaceutically acceptable acid addition salts thereof, pharmaceutical compositions comprising said novel compound, processes for preparing said compounds and compositions, and the use thereof as a medicine in the treatment of gastrointestinal motility disorders.

(12) INTERNATIONAL APPLICATION PUBLISHED UNDER THE PATENT COOPERATION TREATY (PCT)

(19) World Intellectual Property Organization
International Bureau



(43) International Publication Date
24 July 2003 (24.07.2003)

PCT

(10) International Publication Number
WO 03/059906 A1

(51) International Patent Classification⁷: **C07D 405/12**,
A61K 31/445, A61P 1/00

SG, SK, SL, TJ, TM, TN, TR, TT, TZ, UA, UG, US, UZ,
VC, VN, YU, ZA, ZM, ZW.

(21) International Application Number: PCT/EP03/00276

(22) International Filing Date: 13 January 2003 (13.01.2003)

(25) Filing Language: English

(26) Publication Language: English

(30) Priority Data:
02075157.4 16 January 2002 (16.01.2002) EP

(71) Applicant (for all designated States except US):
JANSSEN PHARMACEUTICA N.V. [BE/BE]; Patent
Department, Turnhoutseweg 30, B-2340 Beerse (BE).

(72) Inventors; and

(75) Inventors/Applicants (for US only): **SCHUURKES**,
Joannes, Adrianus, Jacobus [NL/BE]; Janssen Pharma-
ceutica N.V., Turnhoutseweg 30, B-2340 Beerse (BE).
VAN LAERHOVEN, Willy, Joannes, Carolus [BE/BE];
Janssen Pharmaceutica N.V., Turnhoutseweg 30, B-2340
Beerse (BE).

(74) Common Representative: **JANSSEN PHARMACEU-
TICA N.V.**; Filip Verberckmoes, Patent Department, Turn-
houtseweg 30, B-2340 Beerse (BE).

(81) Designated States (national): AE, AG, AL, AM, AT, AU,
AZ, BA, BB, BG, BR, BY, BZ, CA, CH, CN, CO, CR, CU,
CZ, DE, DK, DM, DZ, EC, EE, ES, FI, GB, GD, GE, GH,
GM, HR, HU, ID, IL, IN, IS, JP, KE, KG, KP, KR, KZ, LC,
LK, LR, LS, LT, LU, LV, MA, MD, MG, MK, MN, MW,
MX, MZ, NO, NZ, OM, PH, PL, PT, RO, RU, SC, SD, SE,

(84) Designated States (regional): ARIPO patent (GH, GM,
KE, LS, MW, MZ, SD, SL, SZ, TZ, UG, ZM, ZW),
Eurasian patent (AM, AZ, BY, KG, KZ, MD, RU, TJ, TM),
European patent (AT, BE, BG, CH, CY, CZ, DE, DK, EE,
ES, FI, FR, GB, GR, HU, IE, IT, LU, MC, NL, PT, SE, SI,
SK, TR), OAPI patent (BF, BJ, CF, CG, CI, CM, GA, GN,
GQ, GW, ML, MR, NE, SN, TD, TG).

Declarations under Rule 4.17:

- as to applicant's entitlement to apply for and be granted
a patent (Rule 4.17(ii)) for the following designations AE,
AG, AL, AM, AT, AU, AZ, BA, BB, BG, BR, BY, BZ, CA, CH,
CN, CO, CR, CU, CZ, DE, DK, DM, DZ, EC, EE, ES, FI,
GB, GD, GE, GH, GM, HR, HU, ID, IL, IN, IS, JP, KE, KG,
KP, KR, KZ, LC, LK, LR, LS, LT, LU, LV, MA, MD, MG, MK,
MN, MW, MX, MZ, NO, NZ, OM, PH, PL, PT, RO, RU, SC,
SD, SE, SG, SK, SL, TJ, TM, TN, TR, TT, TZ, UA, UG, UZ,
VC, VN, YU, ZA, ZM, ZW, ARIPO patent (GH, GM, KE, LS,
MW, MZ, SD, SL, SZ, TZ, UG, ZM, ZW), Eurasian patent
(AM, AZ, BY, KG, KZ, MD, RU, TJ, TM), European patent
(AT, BE, BG, CH, CY, CZ, DE, DK, EE, ES, FI, FR, GB,
GR, HU, IE, IT, LU, MC, NL, PT, SE, SI, SK, TR), OAPI
patent (BF, BJ, CF, CG, CI, CM, GA, GN, GQ, GW, ML,
MR, NE, SN, TD, TG)
- as to the applicant's entitlement to claim the priority of the
earlier application (Rule 4.17(iii)) for all designations
- of inventorship (Rule 4.17(iv)) for US only

Published:

- with international search report

For two-letter codes and other abbreviations, refer to the "Guid-
ance Notes on Codes and Abbreviations" appearing at the begin-
ning of each regular issue of the PCT Gazette.

(54) Title: PRUCALOPRIDE-N-OXIDE

(57) Abstract: The present invention is concerned with a novel benzamide derivative and the pharmaceutically acceptable acid addition salts thereof, pharmaceutical compositions comprising said novel compound, processes for preparing said compounds and compositions, and the use thereof as a medicine in the treatment of gastrointestinal motility disorders.



WO 03/059906 A1

-1-

PRUCALOPRIDE-N-OXIDE

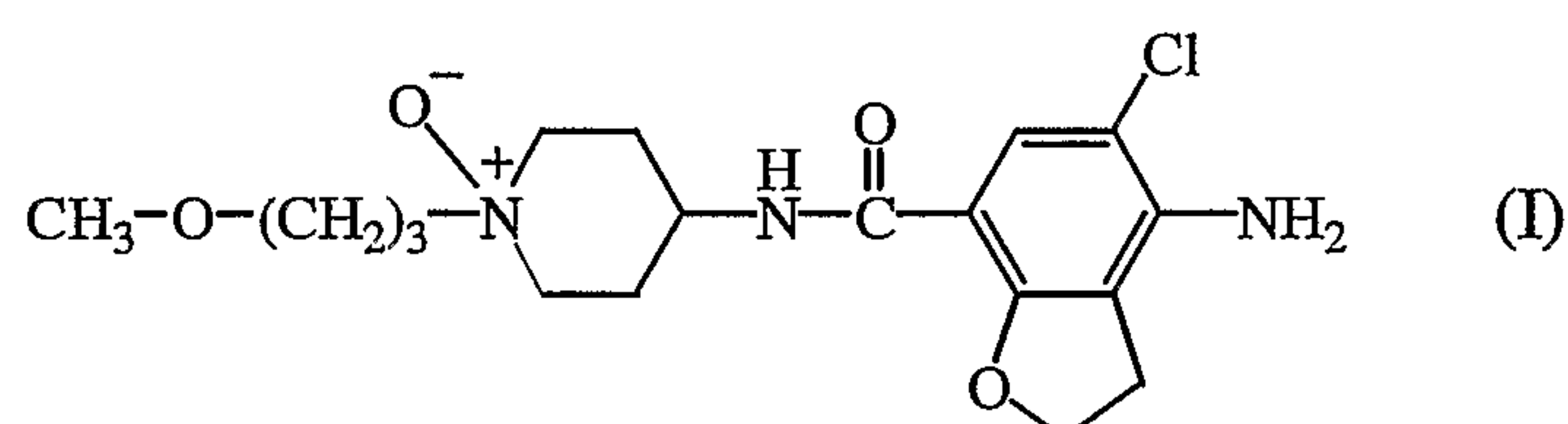
The present invention is concerned with a novel benzamide derivative and the pharmaceutically acceptable acid addition salts thereof, pharmaceutical compositions comprising said novel compound, processes for preparing said compounds and compositions, and the use thereof as a medicine in the treatment of gastrointestinal motility disorders.

EP-0,445,862-A, published on September 11, 1991, N-(4-piperidiny) (dihydrobenzofuran or dihydro-2H-benzopyran)carboxamide derivatives are disclosed having gastrointestinal motility stimulating properties.

WO-96/16060, published on 30 May 1996, specifically discloses the compound 4-amino-5-chloro-2,3-dihydro-N-[1-(3-methoxypropyl)-4-piperidiny]-7-benzofuran-carboxamide which is generically known as "prucalopride".

The compounds of the present invention differ therefrom by the fact that they invariably contain a 1-piperidine oxide moiety and by their improved pharmacological properties.

The present invention concerns a compound of formula (I)



and stereochemically isomeric forms and pharmaceutically acceptable acid addition salts thereof.

The term "stereochemically isomeric forms" as used hereinbefore defines all the possible isomeric forms which the compounds of formula (I) may possess. Unless otherwise mentioned or indicated, the chemical designation of compounds denotes the mixture of all possible stereochemically isomeric forms, said mixtures containing all diastereomers and enantiomers of the basic molecular structure. More in particular, the substituents on the piperidine moiety have either the cis- or trans-configuration. Stereochemically isomeric forms of the compounds of formula (I) are obviously intended to be embraced within the scope of this invention.

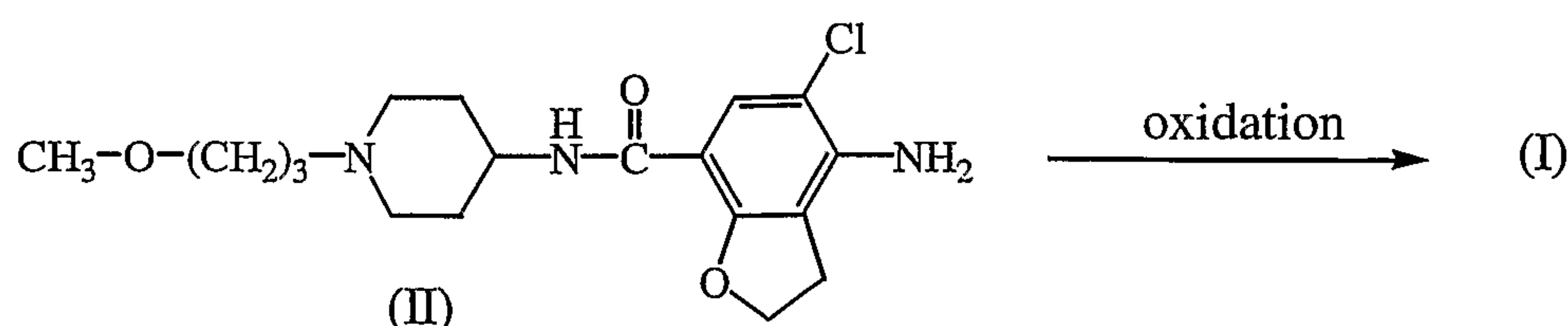
-2-

The pharmaceutically acceptable acid addition salts as mentioned hereinabove are meant to comprise the therapeutically active non-toxic acid addition salt forms which the compounds of formula (I) are able to form. The pharmaceutically acceptable acid addition salts can conveniently be obtained by treating the base form with such appropriate acid. Appropriate acids comprise, for example, inorganic acids such as hydrohalic acids, e.g. hydrochloric or hydrobromic acid, sulfuric, nitric, phosphoric and the like acids; or organic acids such as, for example, acetic, propanoic, hydroxyacetic, lactic, pyruvic, oxalic (*i.e.* ethanedioic), malonic, succinic (*i.e.* butanedioic acid), maleic, fumaric, malic, tartaric, citric, methanesulfonic, ethanesulfonic, benzenesulfonic, *p*-toluenesulfonic, cyclamic, salicylic, *p*-aminosalicylic, pamoic and the like acids.

Conversely said salt forms can be converted by treatment with an appropriate base into the free base form.

The term addition salt as used hereinabove also comprises the solvates which the compounds of formula (I) as well as the salts thereof, are able to form. Such solvates are for example hydrates, alcoholates and the like.

The compounds of formula (I) can be prepared following art-known procedures for converting a trivalent nitrogen into its *N*-oxide form. Said *N*-oxidation reaction may generally be carried out by reacting a compound of formula (II) with an appropriate organic or inorganic peroxide. Appropriate inorganic peroxides comprise, for example, hydrogen peroxide, alkali metal or earth alkaline metal peroxides, e.g. sodium peroxide, potassium peroxide; appropriate organic peroxides may comprise peroxy acids such as, for example, benzenecarboperoxoic acid or halo substituted benzenecarboperoxoic acid, e.g. 3-chlorobenzene-carboperoxoic acid, peroxyalkanoic acids, e.g. peroxyacetic acid, alkylhydroperoxides, e.g. *tert*-butyl hydroperoxide. Suitable solvents are, for example, water, lower alkanols, e.g. ethanol and the like, hydrocarbons, e.g. toluene, ketones, e.g. 2-butanone, halogenated hydrocarbons, e.g. dichloromethane, and mixtures of such solvents.



-3-

The compounds of formula (I) as prepared in the hereinabove described process may be synthesized in the form of mixture of cis- and trans-stereoisomers which can be separated from one another following art-known resolution procedures. Alternatively, depending upon the reaction conditions of the oxidation reaction, said oxidation
5 reaction may yield either the cis-stereoisomer or the trans-stereoisomer.

The compounds of formula (II) are known compounds and can be prepared according to the procedures described in WO-96/16060.

10 Upon oral administration the N-oxide compounds of formula (I) of the present invention are converted into compounds of formula (II) by bacterial or enzymatic reduction. Furthermore it was found that unexpectedly systemic exposure to compounds of formula (II) was lower upon oral administration of a N-oxide compound of formula (I) compared to oral administration of an equimolar amount of compound of
15 formula (II) while the motility enhancing effect remains. A lower systemic exposure may be beneficial in reducing potential adverse effects.

The compound of formula (II), generically known as prucalopride, facilitates both cholinergic and non-cholinergic non-adrenergic (NANC) excitatory neurotransmission
20 and stimulates colonic motility and defecation in animals. It has no affinity for 5-HT_{2A} and 5-HT_{3A} receptors but is a potent and selective agonist of 5-HT₄ receptors. Prucalopride induces giant contractions in the colon that are propagated over the length of the colon as a peristaltic wave and therefore has significant motility enhancing effects on the large intestine. Furthermore, it is believed that prucalopride is also useful
25 for the treatment of upper GI tract motility disorders such as gastro-oesophageal reflux.

In view of its enterokinetic properties, prucalopride is useful in the treatment of motility disorders of the intestinal system, such as, e.g. gastroparesis, dyspepsia, constipation, pseudo-obstruction, intestinal atony, post-operative intestinal atony, irritable bowel
30 syndrome (IBS), and drug-induced delayed transit. The subject compounds may also be used to facilitate large bowel cleaning or to facilitate intubation and/or endoscopy. Said method comprises the systemic administration of an effective motility stimulating amount of prucalopride to warm-blooded animals, including humans.

35 In view of the utility of the compounds of formula (I), it follows that the present invention also provides a method of treating warm-blooded animals, including humans, (generally called herein patients) suffering from motility disorders of the intestinal

-4-

system. Consequently a method of treatment is provided for relieving patients suffering from conditions, such as, for example, constipation, pseudo-obstruction, intestinal atony, post-operative intestinal atony, irritable bowel syndrome (IBS), drug-induced delayed transit, large bowel cleaning.

5

Hence, the use of a compound of formula (I) as medicine is provided, and in particular the use of a compound of formula (I) for the manufacture of a medicine for treating conditions involving a disordered motility or transit of the upper and lower gastrointestinal tract.

10

To prepare the pharmaceutical compositions of this invention, an effective amount of the particular compound, in base or acid addition salt form, as the active ingredient is combined in intimate admixture with a pharmaceutically acceptable carrier, which carrier may take a wide variety of forms depending on the form of preparation desired for administration. These pharmaceutical compositions are desirably in unitary dosage form suitable, preferably, for administration orally, rectally or by parenteral injection.

15

For example, in preparing the compositions in oral dosage form, any of the usual pharmaceutical media may be employed, such as, for example, water, glycols, oils, alcohols and the like in the case of oral liquid preparations such as suspensions, syrups,

20

elixirs and solutions; or solid carriers such as starches, sugars, kaolin, lubricants, binders, disintegrating agents and the like in the case of powders, pills, capsules and tablets. Because of their ease in administration, tablets and capsules represent the most advantageous oral dosage unit form, in which case solid pharmaceutical carriers are obviously employed. For parenteral compositions, the carrier will usually comprise

25

sterile water, at least in large part, though other ingredients, for example, to aid solubility, may be included. Injectable solutions, for example, may be prepared in which the carrier comprises saline solution, glucose solution or a mixture of saline and glucose solution. Injectable suspensions may also be prepared in which case appropriate liquid carriers, suspending agents and the like may be employed. In the compositions

30

suitable for percutaneous administration, the carrier optionally comprises a penetration enhancing agent and/or a suitable wetting agent, optionally combined with suitable additives of any nature in minor proportions, which additives do not cause a significant deleterious effect to the skin. Said additives may facilitate the administration to the skin and/or may be helpful for preparing the desired compositions. These compositions may

35

be administered in various ways, e.g., as a transdermal patch, as a spot-on, as an ointment. Acid addition salts of (I) due to their increased water solubility over the

-5-

corresponding base form, are obviously more suitable in the preparation of aqueous compositions.

It is especially advantageous to formulate the aforementioned pharmaceutical compositions in dosage unit form for ease of administration and uniformity of dosage.

- 5 Dosage unit form as used in the specification and claims herein refers to physically discrete units suitable as unitary dosages, each unit containing a predetermined quantity of active ingredient calculated to produce the desired therapeutic effect in association with the required pharmaceutical carrier. Examples of such dosage unit forms are tablets (including scored or coated tablets), capsules, pills, powder packets, wafers, 10 injectable solutions or suspensions, teaspoonfuls, tablespoonfuls and the like, and segregated multiples thereof.

- For oral administration, the pharmaceutical compositions may take the form of solid dose forms, for example, tablets (both swallowable-only and chewable forms), capsules 15 or gelcaps, prepared by conventional means with pharmaceutically acceptable excipients such as binding agents (e.g. pregelatinised maize starch, polyvinylpyrrolidone or hydroxypropyl methylcellulose); fillers (e.g. lactose, microcrystalline cellulose or calcium phosphate); lubricants e.g. magnesium stearate, talc or silica); disintegrants (e.g. potato starch or sodium starch glycollate); or wetting 20 agents (e.g. sodium lauryl sulphate). The tablets may be coated by methods well known in the art.

- Liquid preparations for oral administration may take the form of, for example, solutions, syrups or suspensions, or they may be presented as a dry product for 25 constitution with water or other suitable vehicle before use. Such liquid preparations may be prepared by conventional means, optionally with pharmaceutically acceptable additives such as suspending agents (e.g. sorbitol syrup, methylcellulose, hydroxypropyl methylcellulose or hydrogenated edible fats); emulsifying agents (e.g. lecithin or acacia); non-aqueous vehicles (e.g. almond oil, oily esters or ethyl alcohol); and 30 preservatives (e.g. methyl or propyl p-hydroxybenzoates or sorbic acid).

- Pharmaceutically acceptable sweeteners comprise preferably at least one intense sweetener such as saccharin, sodium or calcium saccharin, aspartame, acesulfame potassium, sodium cyclamate, alitame, a dihydrochalcone sweetener, monellin, 35 stevioside or sucralose (4,1',6'-trichloro-4,1',6'-trideoxygalactosucrose), preferably saccharin, sodium or calcium saccharin, and optionally a bulk sweetener such as

sorbitol, mannitol, fructose, sucrose, maltose, isomalt, glucose, hydrogenated glucose syrup, xylitol, caramel or honey.

Intense sweeteners are conveniently employed in low concentrations. For example, in the case of sodium saccharin, the concentration may range from 0.04% to 0.1% (w/v) based on the total volume of the final formulation, and preferably is about 0.06% in the low-dosage formulations and about 0.08% in the high-dosage ones. The bulk sweetener can effectively be used in larger quantities ranging from about 10% to about 35%, preferably from about 10% to 15% (w/v).

10

The pharmaceutically acceptable flavours which can mask the bitter tasting ingredients in the low-dosage formulations are preferably fruit flavours such as cherry, raspberry, black currant or strawberry flavour. A combination of two flavours may yield very good results. In the high-dosage formulations stronger flavours may be required such as Caramel Chocolate flavour, Mint Cool flavour, Fantasy flavour and the like pharmaceutically acceptable strong flavours. Each flavour may be present in the final composition in a concentration ranging from 0.05% to 1% (w/v). Combinations of said strong flavours are advantageously used. Preferably a flavour is used that does not undergo any change or loss of taste and colour under the acidic conditions of the formulation.

20

The compounds of the invention may also be formulated as depot preparations. Such long acting formulations may be administered by implantation (for example subcutaneously or intramuscularly) or by intramuscular injection. Thus, for example, the compounds may be formulated with suitable polymeric or hydrophobic materials (for example as an emulsion in an acceptable oil) or ion exchange resins, or as sparingly soluble derivatives, for example as a sparingly soluble salt.

25

The compounds of the invention may be formulated for parenteral administration by injection, conveniently intravenous, intramuscular or subcutaneous injection, for example by bolus injection or continuous intravenous infusion. Formulations for injection may be presented in unit dosage form e.g. in ampoules or in multidose containers, with an added preservative. The compositions may take such forms as suspensions, solutions or emulsions in oily or aqueous vehicles, and may contain formulatory agents such as isotonicizing, suspending, stabilising and/or dispersing agents. Alternatively, the active ingredient may be in powder form for constitution with a suitable vehicle, e.g. sterile pyrogen-free water before use.

35

The compounds of the invention may also be formulated in rectal compositions such as suppositories or retention enemas, e.g. containing conventional suppository bases such as cocoa butter or other glycerides.

5

The formulations of the present invention may optionally include an anti-flatulent, such as simethicone, alpha-D-galactosidase and the like. Furthermore, the formulations may optionally comprise other active ingredients e.g. δ -opiate antagonists such as naltrindole and the like.

10

In general it is contemplated that a therapeutically effective amount would be from about 0.001 mg/kg to about 2 mg/kg body weight, preferably from about 0.02 mg/kg to about 0.5 mg/kg body weight. A method of treatment may also include administering the active ingredient on a regimen of between two or four intakes per day, or on

15

The amount of prucalopride-N-oxide, or a pharmaceutically acceptable acid addition salt thereof, required as daily dose in treatment will vary not only with the route of administration, the nature of the condition being treated and the age, weight and condition of the patient and will ultimately be at the discretion of the attendant physician. In general, however, a suitable daily dose will be in the range of from about 0.05 to about 200 mg per day, in particular from about 0.1 to 20 mg per day, more particular from about 0.5 to 10 mg per day. A suitable daily dose for use in prophylaxis will generally be in the same range. It may be appropriate to administer the required dose as two, three, four or more sub-doses at appropriate intervals throughout the day. Administration can be before or after the intake of food (*i.e.* preprandial or postprandial).

20

25

Experimental part

30

A. Preparation

For some chemicals the chemical formula was used, e.g. CH₃CN for acetonitril, CH₂Cl₂ for dichloromethane, NH₄OAc for ammonium acetate and CH₃OH for methanol.

35

Example A.1

4-Amino-5-chloro-2,3-dihydro-*N*-[1-(3-methoxypropyl)-4-piperidiny]-7-benzofuran-carboxamide (0.012 mol) was dissolved in dichloromethane (200 ml) and 3-chloro-

-8-

benzenecarboxoperoxoic acid (0.015 mol) was added. This mixture was stirred for 3 hours at room temperature. The mixture was diluted with aqueous ammonia and the resulting precipitate was filtered off and recrystallized from CH₃CN/2-propanol. The precipitate was filtered off and dried, yielding 2.15 g of cis-4-amino-5-chloro-2,3-dihydro-N-[1-(3-methoxypropyl)-4-piperidinyl]-7-benzofurancarboxamide, N-oxide monohydrate (compound (1), mp. 179.8°C).

Example A.2

4-Amino-5-chloro-2,3-dihydro-N-[1-(3-methoxypropyl)-4-piperidinyl]-7-benzofurancarboxamide (0.05 mol) was dissolved in dichloromethane (500 ml) and 3-phenyl-2-(phenylsulfonyl)-oxaziridine (Davis' reagent) (0.055 mol) was added. This mixture was stirred for 4 hours at room temperature. The mixture was concentrated to a volume of about 200 ml and the resulting precipitate was filtered off, dried and was purified by column chromatography over silica gel (eluent : CH₂Cl₂/CH₃OH 95/5). The pure fractions were collected and the solvent was evaporated. The residue was triturated in DIPE, filtered off and dried and purified by high-performance liquid chromatography over RP-18 (eluent: (0.5% NH₄OAc in H₂O)/CH₃CN 85/15 v/v). The pure fractions were collected and the solvent was evaporated. The residue was triturated in DIPE, filtered off and dried, yielding 1.26 g trans-4-amino-5-chloro-2,3-dihydro-N-[1-(3-methoxypropyl)-4-piperidinyl]-7-benzofurancarboxamide, N-oxide monohydrate (compound (2), mp. 230°C).

B. Pharmacological Examples

Example B.1

Two male beagle dogs were dosed orally with 1 ml of a test formulation comprising 2.5 mg/kg of 4-amino-5-chloro-2,3-dihydro-N-[1-(3-methoxypropyl)-4-piperidinyl]-7-benzofuran-carboxamide ("prucalopride").

After a wash-out period of four weeks, the same two dogs were dosed orally with 1 ml of a test formulation comprising 2.61 mg/kg of compound (1).

Blood samples were taken via the jugular vein immediately before dosing (blank sample) and at 0.25 h, 0.5 h, 1 h, 1.5 h, 2 h, 4 h, 6 h, 8 h, and 24 h after dosing. Aliquots of 10 ml were collected in EDTA tubes. Immediately after collection of the blood samples, plasma samples were prepared by centrifugation at approximately 1700 x g for approximately 10 minutes.

Concentrations of prucalopride in the plasma samples were determined by LC/MS/MS. The quantification limit for prucalopride was 5.0 ng/ml.

Based on the individual plasma concentration-time data, using the actual sampling times, the following pharmacokinetic parameters were determined for prucalopride after oral administration of prucalopride and compound (1) and summarized in Table 1.

- 5 C_{\max} peak plasma concentration, determined by visual inspection of the data
- T_{\max} time to reach the peak plasma concentration, determined by visual inspection of the data.
- $AUC_{0-\infty}$ area under the plasma concentration-time extrapolated to infinity

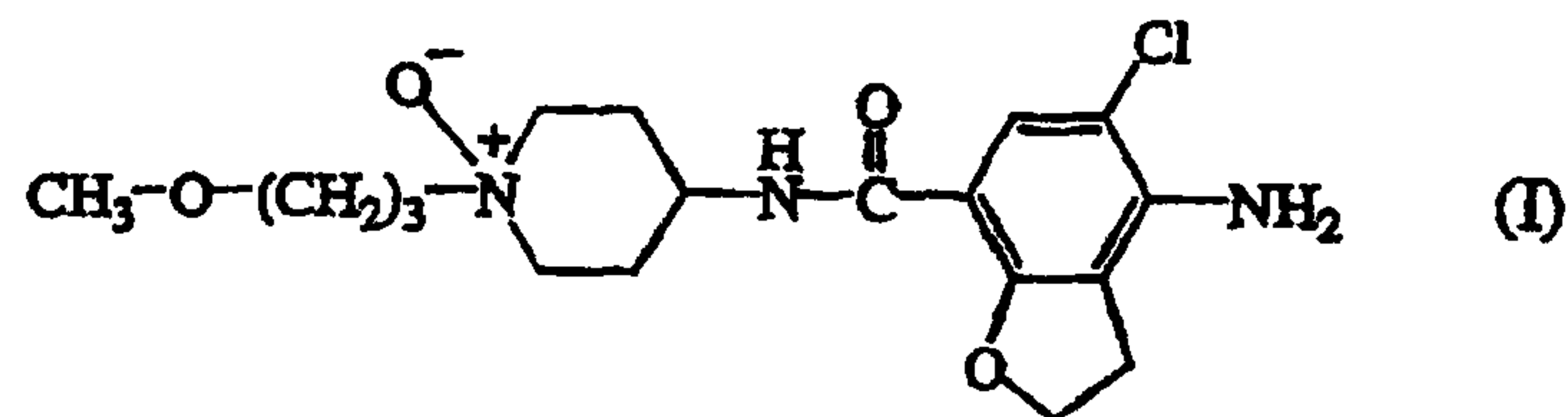
10 Table 1 : pharmacokinetic parameters for prucalopride after single oral administration of prucalopride and compound (1)

	oral administration of prucalopride		oral administration of compound (1)	
	Dog 1	Dog 2	Dog 1	Dog 2
C_{\max}	556 ng/ml	660 ng/ml	222 ng/ml	488 ng/ml
T_{\max}	1.0 h	0.5 h	2.0 h	2.0 h
$AUC_{0-\infty}$	4226 ng.h/ml	4372 ng.h/ml	2265 ng.h/ml	4093 ng.h/ml

15 As can be seen in Table 1, oral administration of compound (1) gives a lower peak plasma concentration C_{\max} of prucalopride and the time T_{\max} to reach said C_{\max} is later. Hence systemic exposure to prucalopride after oral administration of compound (1) is substantially lower than after oral administration of prucalopride itself.

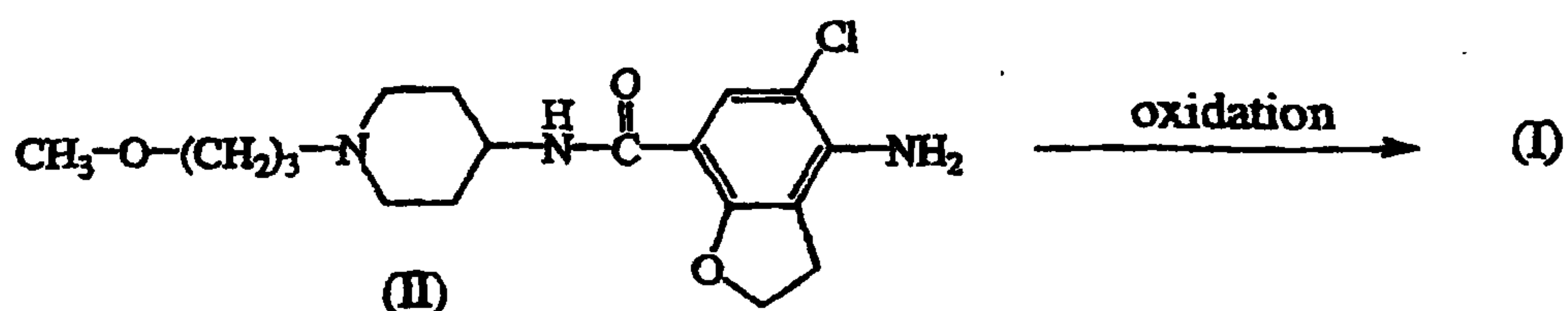
CLAIMS:

1. A compound of formula (I)



and stereochemically isomeric forms and pharmaceutically acceptable acid addition salts thereof.

2. A compound as claimed in claim 1 having the cis configuration.
3. A compound as claimed in claim 1 having the trans configuration.
4. A compound as claimed in any one of claims 1 to 3 wherein the compound of formula (I) is the (1:1) hydrate.
5. A pharmaceutical composition comprising a pharmaceutically acceptable carrier and a compound as claimed in any one of claims 1 to 4.
6. A process for preparing a pharmaceutical composition as claimed in claim 5 wherein a compound as claimed in any one of claims 1 to 4 is intimately mixed with a pharmaceutically acceptable carrier.
7. A compound as claimed in any one of claims 1 to 4 for use as a medicine in the treatment of gastrointestinal motility disorders.
8. A process for preparing a compound of formula (I) by oxidizing a compound of formula (II)



with a suitable oxidant in a reaction-inert solvent.

9. Use of the compound as claimed in any one of claims 1 to 4 for treating gastrointestinal motility disorders.

10. The use of the compound as claimed in any one of claims 1 to 4 for the production of a medicament for treating gastrointestinal motility disorders.

