



US0D1034286S

(12) **United States Design Patent**  
**Abdourahim**

(10) **Patent No.:** **US D1,034,286 S**

(45) **Date of Patent:** **\*\* Jul. 9, 2024**

(54) **PAIR OF EARRINGS**

(71) Applicant: **Harry Winston SA**, Plan-les-Ouates (CH)

(72) Inventor: **Delphine Abdourahim**, New York, NY (US)

(73) Assignee: **Harry Winston SA**, Plan-les-Ouates (CH)

(\*\*) Term: **15 Years**

(21) Appl. No.: **29/845,934**

(22) Filed: **Jul. 12, 2022**

(30) **Foreign Application Priority Data**

Jan. 14, 2022 (WO) ..... WIPO112505

(51) **LOC (14) Cl.** ..... **11-01**

(52) **U.S. Cl.**  
USPC ..... **D11/42**

(58) **Field of Classification Search**  
USPC ..... D11/1-8, 40-42  
CPC ..... A44C 7/006  
See application file for complete search history.

(56) **References Cited**

**U.S. PATENT DOCUMENTS**

D972,436 S	*	12/2022	Abdourahim	.....	D11/34
D992,444 S	*	7/2023	Riviere	.....	D11/42
D992,445 S	*	7/2023	Riviere	.....	D11/42
D992,446 S	*	7/2023	Wuest	.....	D11/42
D992,447 S	*	7/2023	Wuest	.....	D11/42
D992,451 S	*	7/2023	Yatsugi-Kang	.....	D11/42
D992,452 S	*	7/2023	Wuest	.....	D11/42
D1,004,472 S	*	11/2023	Yatsugi-Kang	.....	D11/42

D1,005,157 S	*	11/2023	Abdourahim	.....	D11/42
D1,005,159 S	*	11/2023	Abdourahim	.....	D11/42
D1,005,161 S	*	11/2023	Abdourahim	.....	D11/42
D1,005,162 S	*	11/2023	Abdourahim	.....	D11/42

**FOREIGN PATENT DOCUMENTS**

RU	00130524	*	4/2022
WO	D216596-004	*	3/2022

**OTHER PUBLICATIONS**

14K White Gold Round Halo Cluster Stud Earrings james allen pp. 1-4 2018 <https://www.jamesallen.com/earrings/diamond-earrings/14k-white-gold-round-halo-cluster-stud-earrings-item-64253?cur=USD> (Year: 2018).\*  
Étoile Earrings—WG Belmont pp. 1-5 2023 <https://belmontsparkle.com/products/etoile-earrings-18k-wg?> (Year: 2023).\*

\* cited by examiner

*Primary Examiner* — Kevin K Rudzinski  
*Assistant Examiner* — Evans David Delesline  
(74) *Attorney, Agent, or Firm* — Blank Rome LLP



(57) **CLAIM**



The ornamental design for a pair of earrings, as shown and described.

**DESCRIPTION**



FIG. 1 is a front view of a pair of earrings of my new design;  
FIG. 2 is a rear view thereof;  
FIG. 3 is a right side view thereof;  
FIG. 4 is a left side view thereof;  
FIG. 5 is a bottom view thereof;  
FIG. 6 is a top view thereof;  
FIG. 7 is a front right perspective view thereof; and,  
FIG. 8 is a rear left perspective view thereof.

**1 Claim, 8 Drawing Sheets**





**FIG. 1**



**FIG. 2**



FIG. 3




FIG. 4






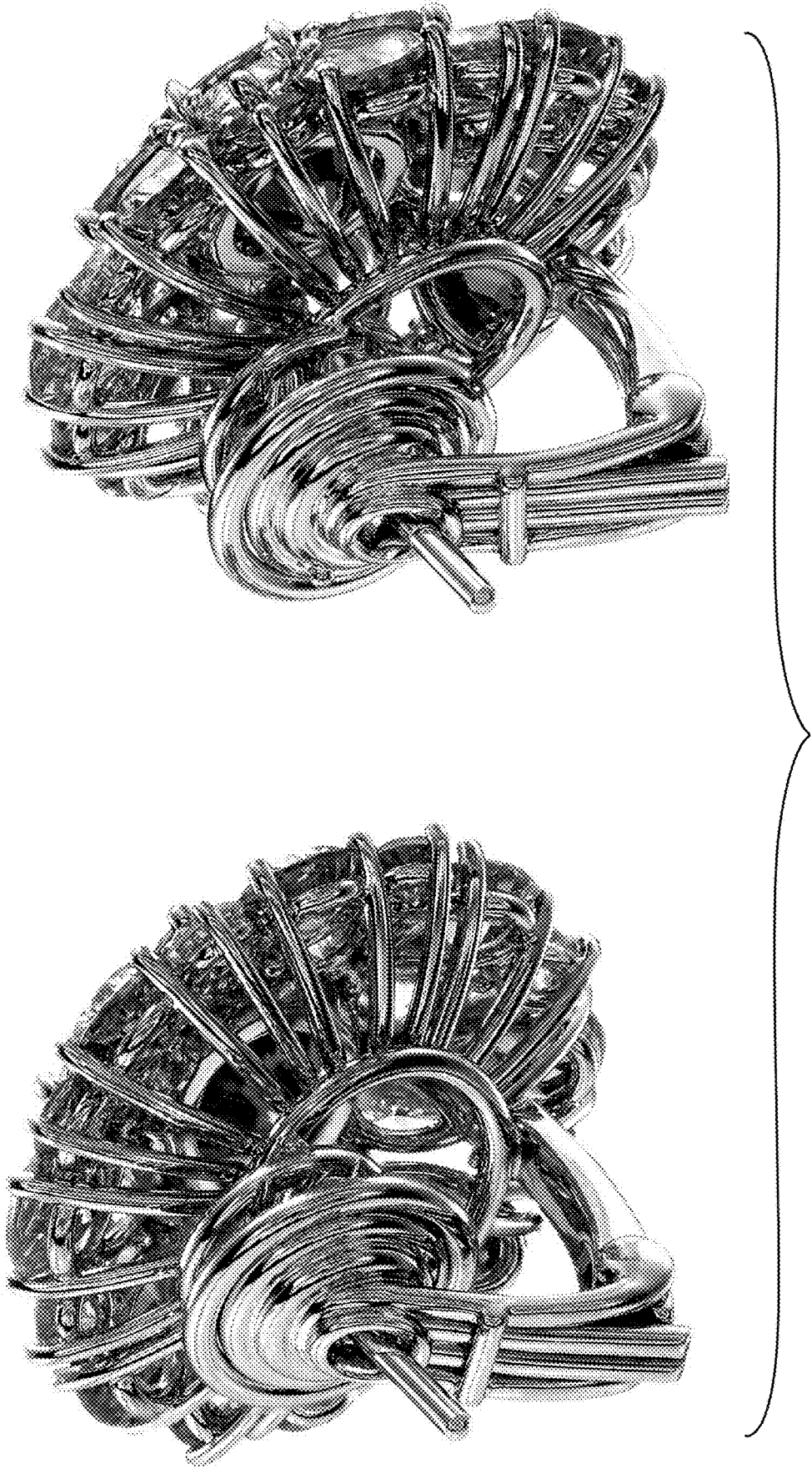
FIG. 5



**FIG. 6**



**FIG. 7**



**FIG. 8**