



US00D779354S

(12) **United States Design Patent**
Deyaf et al.

(10) **Patent No.:** **US D779,354 S**

(45) **Date of Patent:** **** Feb. 21, 2017**

- (54) **STICK BAR LIGHT**
- (71) Applicant: **SpeedTech Lights Inc.**, Buda, TX (US)
- (72) Inventors: **Malik Deyaf**, Buda, TX (US); **Mostafa Abdallah**, Buda, TX (US)
- (73) Assignee: **SpeedTech Lights, Inc.**, Buda, TX (US)
- (**) Term: **15 Years**
- (21) Appl. No.: **29/551,357**

D585,318 S *	1/2009	Jalala	D10/114.4
D598,800 S *	8/2009	Shin	D10/114.4
D605,540 S *	12/2009	Shin	D10/114.4
D614,986 S *	5/2010	Shin	D10/114.4
D614,987 S *	5/2010	Kaffash	D10/114.4
D617,226 S *	6/2010	Cai	D10/114.4
D617,229 S *	6/2010	Shin	D10/114.4
D626,023 S *	10/2010	Shin	D10/114.4
D637,509 S *	5/2011	Shin	D10/114.4
D652,335 S *	1/2012	Deyaf	D10/114.4
D682,722 S *	5/2013	Yu	D10/114.2
D751,443 S *	3/2016	Deyaf	D10/114.4
D752,466 S *	3/2016	Deyaf	D10/114.4
D753,006 S *	4/2016	Deyaf	D10/114.4

* cited by examiner

Primary Examiner — George D Kirschbaum
Assistant Examiner — Joseph Kukella

- (22) Filed: **Jan. 13, 2016**
- (51) **LOC (10) Cl.** **10-05**
- (52) **U.S. Cl.**
USPC **D10/114.4**
- (58) **Field of Classification Search**
USPC D10/104.1, 109.1, 109.2, 110, 111,
D10/114.1–114.8; D26/28, 35, 36
CPC F21W 2101/02; F21W 2101/10; F21W
2101/14
See application file for complete search history.

(57) **CLAIM**

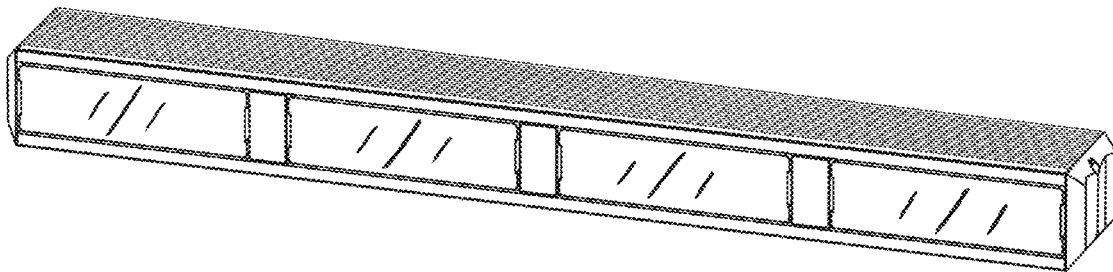
The ornamental design for a stick bar light, as shown.

DESCRIPTION

FIG. 1 is a perspective view of a stick bar light showing our new design;
FIG. 2 is a front view thereof;
FIG. 3 is a back view thereof;
FIG. 4 is a right side view thereof;
FIG. 5 is a left side view thereof;
FIG. 6 is a top plan view thereof; and,
FIG. 7 is a bottom plan view thereof.

1 Claim, 4 Drawing Sheets

- (56) **References Cited**
U.S. PATENT DOCUMENTS
D284,557 S * 7/1986 Ferenc D10/114.4
D320,363 S * 10/1991 Lyons D10/114.3
D442,106 S * 5/2001 Stein D10/114.4
D491,482 S * 6/2004 Chiang D10/114.4
D578,425 S * 10/2008 Shin D10/114.4
D584,981 S * 1/2009 Shin D10/114.4



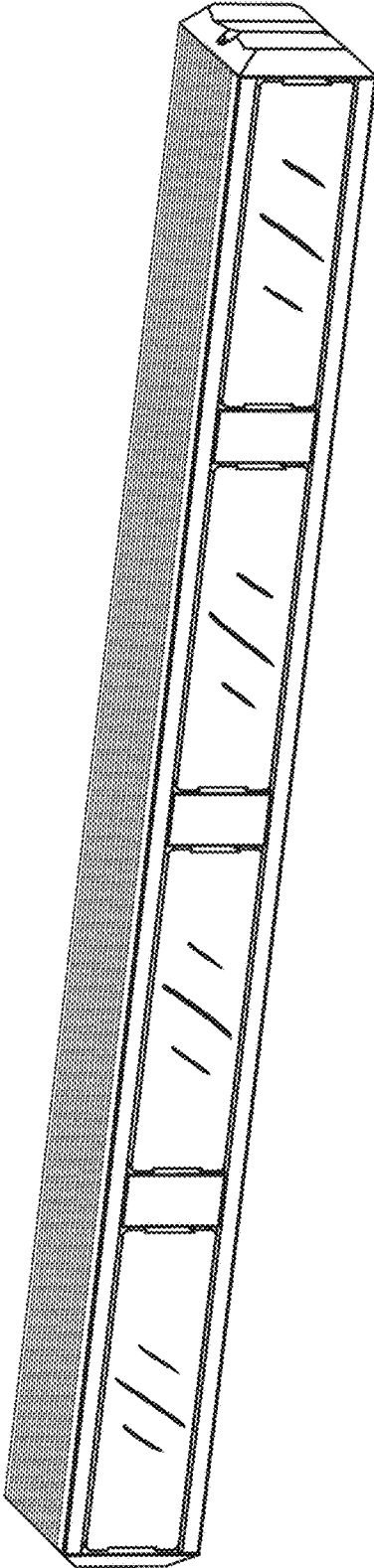


FIG. 1




FIG. 2




FIG. 3

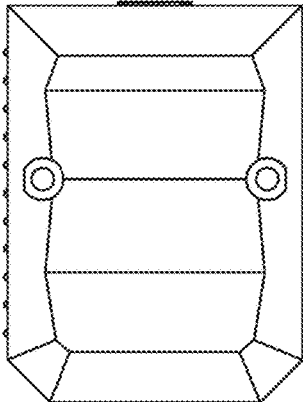


FIG. 4

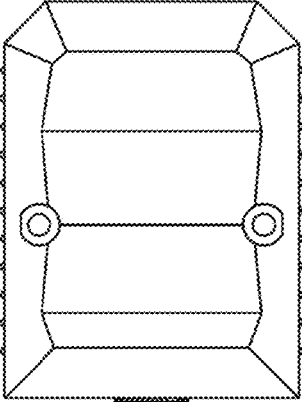


FIG. 5




FIG. 6




FIG. 7