



US00D760414S

(12) **United States Design Patent**
Brown et al.

(10) **Patent No.:** **US D760,414 S**

(45) **Date of Patent:** **** Jun. 28, 2016**

(54) **LIGHTING UNIT**

(71) Applicant: **Energizer Brands, LLC**

(72) Inventors: **John R. Brown**, Mosman (AU); **Philip Filip Tejszerski**, Mosman (AU); **Norman Micheal Berry**, Cherrybrook (AU)

(73) Assignee: **Energizer Brands, LLC**, St. Louis, MO (US)

(**) Term: **14 Years**

(21) Appl. No.: **29/511,373**

(22) Filed: **Dec. 10, 2014**

(51) **LOC (10) Cl.** **26-02**

(52) **U.S. Cl.**
USPC **D26/37**

(58) **Field of Classification Search**
USPC D26/37-50; 362/171-174, 183-208
CPC F21V 33/00; F21V 14/025; F21V 21/406;
F21Y 2101/02; F21L 2003/00; F21L 2005/00;
F21L 2/00; F21L 4/00; F21L 4/005; F21L
17/00; F21L 13/08
See application file for complete search history.

(56) **References Cited**

U.S. PATENT DOCUMENTS

D226,022 S 1/1973 Holzman
D296,012 S 5/1988 Petterson
D311,067 S 10/1990 Chabria
D315,029 S 2/1991 Kwan

D324,430 S 3/1992 Sharrah et al.
D436,195 S * 1/2001 Au-Yeung D26/37
D453,580 S 2/2002 Lynch et al.
D477,432 S * 7/2003 Parsons D26/37
D507,370 S 7/2005 Marshall et al.
D516,234 S 2/2006 Holsinger et al.
D539,456 S * 3/2007 Sassoon D26/37
D543,650 S 5/2007 Rothman
D544,976 S 6/2007 Lui
D580,077 S * 11/2008 Sham D26/37
D587,830 S * 3/2009 Ma D26/37
D619,283 S 7/2010 Galli
D631,586 S 1/2011 Li
D639,469 S * 6/2011 Zhuang D26/37
D676,993 S 2/2013 Kotsis et al.

* cited by examiner

Primary Examiner — Marcus Jackson

(74) *Attorney, Agent, or Firm* — McDonald Hopkins LLC

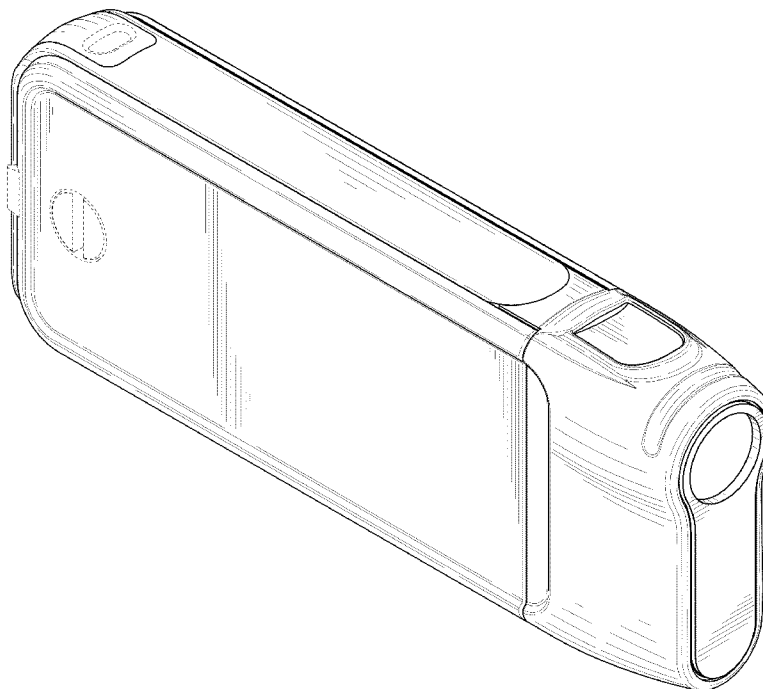
(57) **CLAIM**

We claim the ornamental design for a lighting unit, as shown and described.

DESCRIPTION

FIG. 1 is a front perspective view of the design;
FIG. 2 is a rear perspective view of the design;
FIG. 3 is a left side view of the design;
FIG. 4 is a right side view of the design;
FIG. 5 is a bottom view of the design;
FIG. 6 is a top view of the design;
FIG. 7 is a front view of the design; and,
FIG. 8 is a rear view of the design.
Any broken lines shown are for illustrative purposes only and form no part of the claimed design.

1 Claim, 6 Drawing Sheets



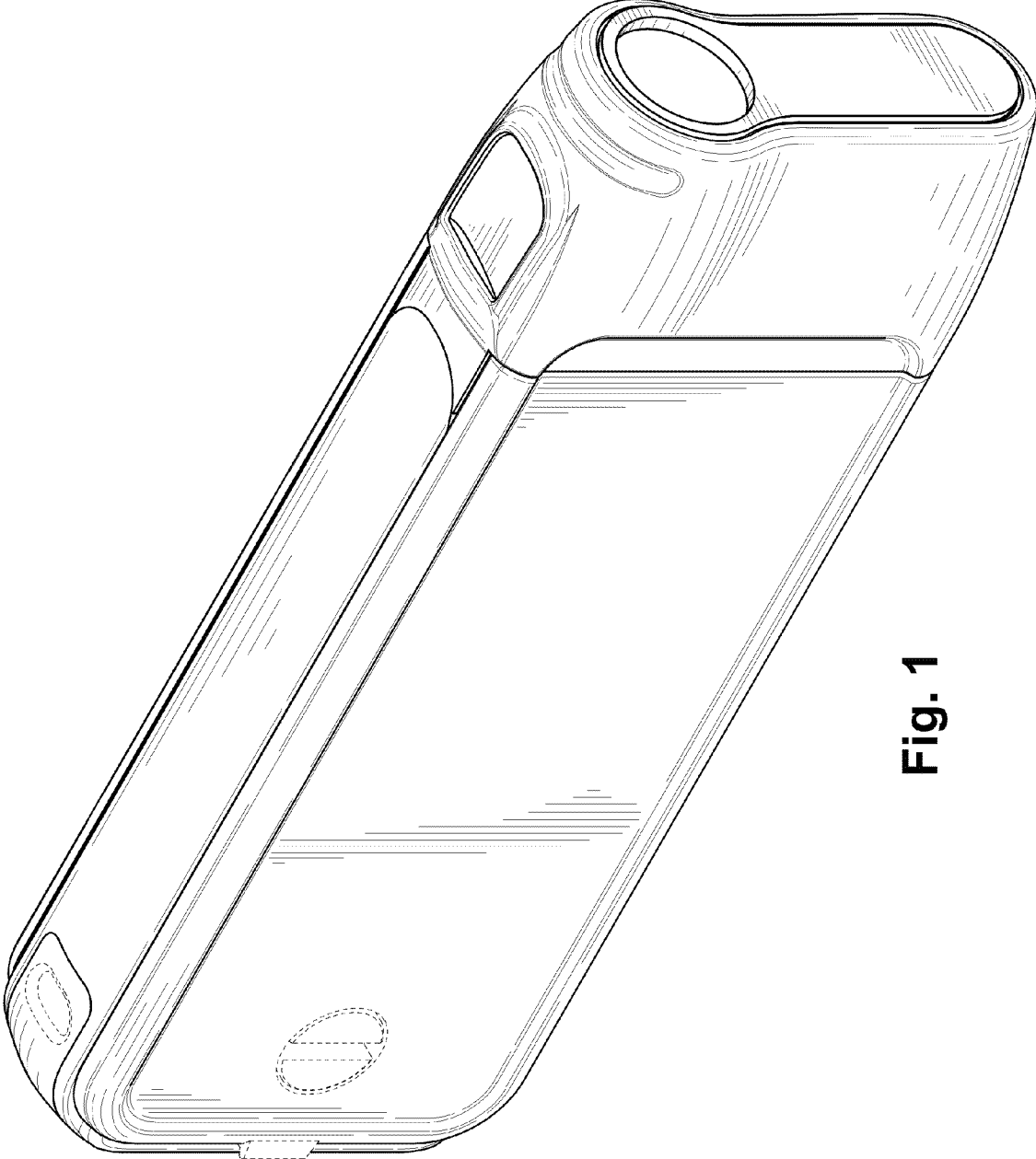


Fig. 1

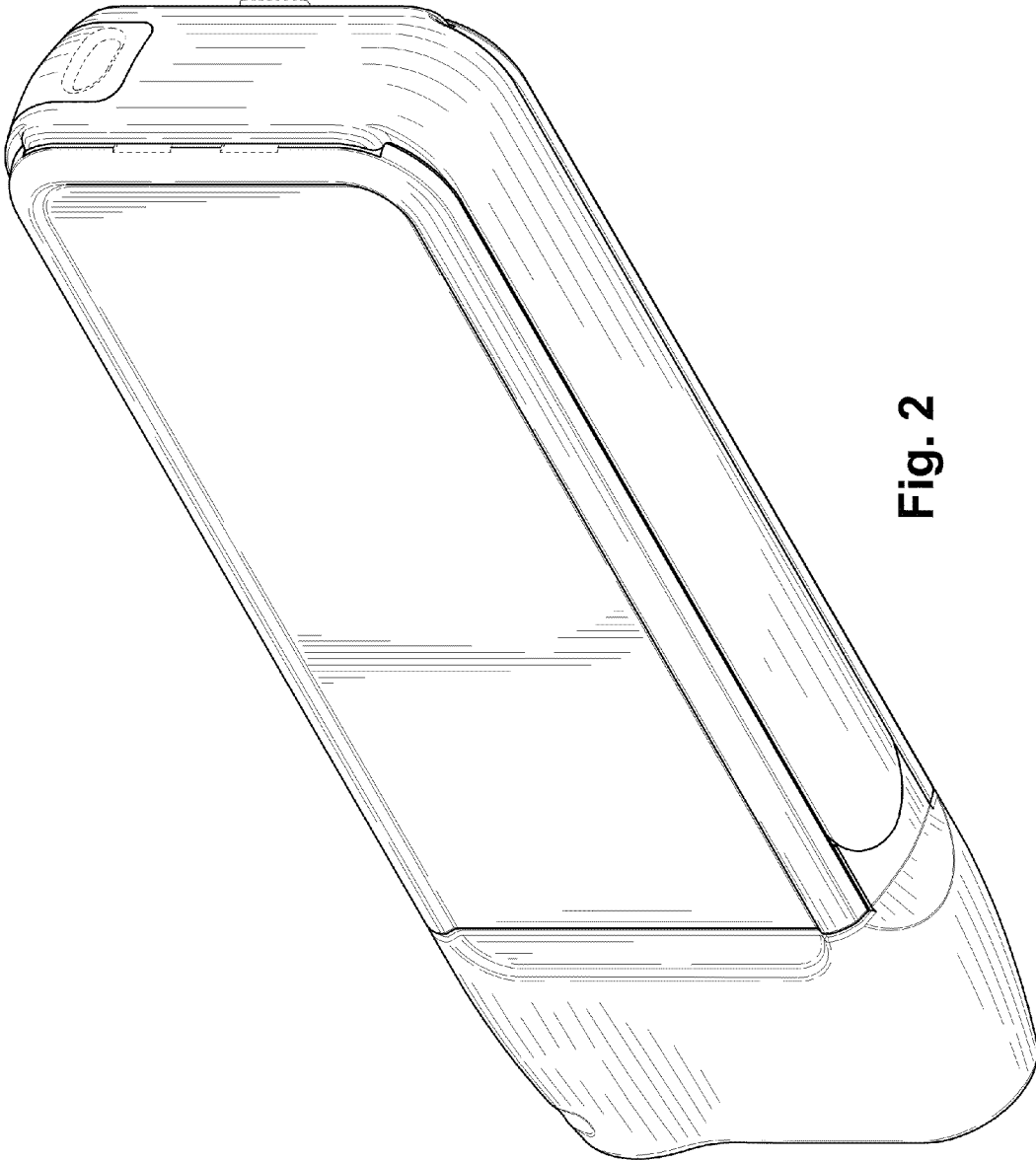


Fig. 2

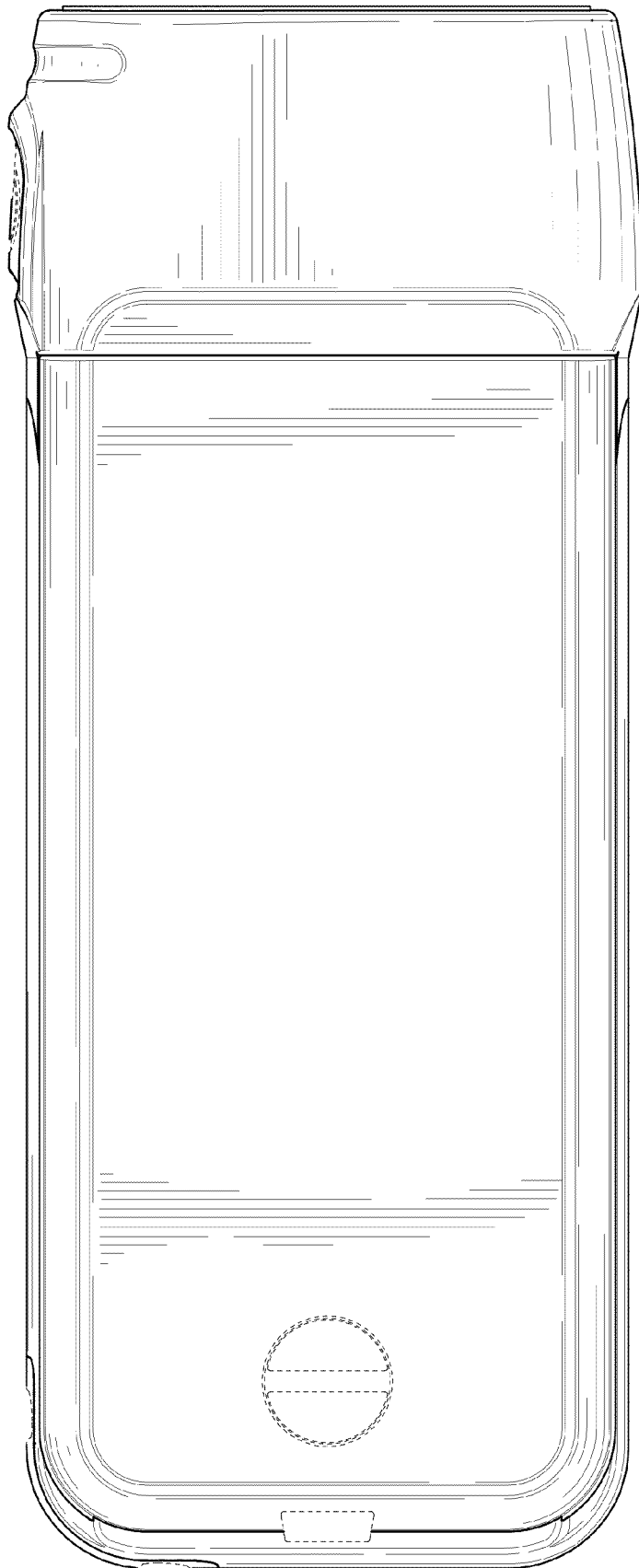


Fig. 3




Fig. 4




Fig. 5




Fig. 6

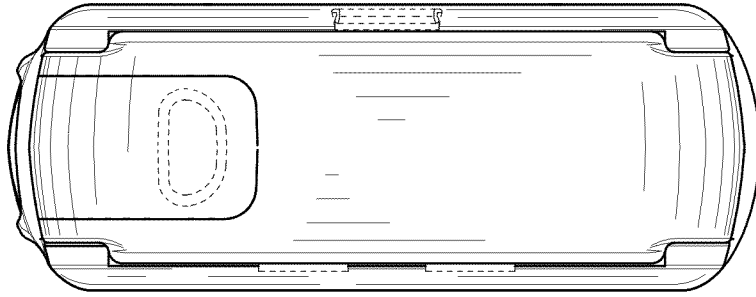


Fig. 8

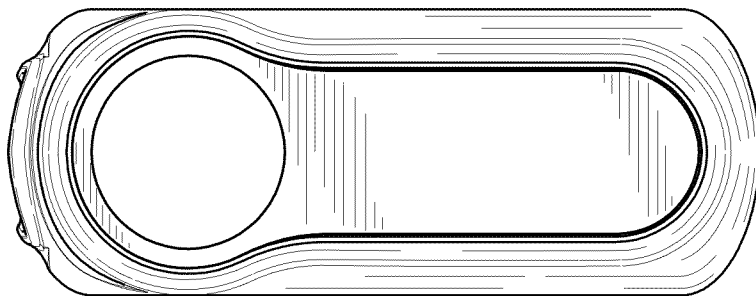


Fig. 7