



US00D397461S

United States Patent [19]
Tingley

[11] **Patent Number:** Des. 397,461
[45] **Date of Patent:** **Aug. 25, 1998

[54] **FIREPLACE CANDLE HOLDER**
[76] **Inventor:** Craig M. Tingley, 10414 St. Tropez Pl., Tampa, Fla. 33615
[**] **Term:** 14 Years
[21] **Appl. No.:** 74,144
[22] **Filed:** Jul. 28, 1997
[51] **LOC (6) Cl.** 26-01
[52] **U.S. Cl.** D26/15; D23/410; D26/13
[58] **Field of Search** D26/9, 10, 13-15, D26/20-22; 431/295-297; D23/410

D. 372,810 8/1996 Hardy D26/9
Primary Examiner—Alan P. Douglas
Assistant Examiner—Robin V. Taylor
Attorney, Agent, or Firm—Larson & Larson, P.A.; Herbert W. Larson

[57] **CLAIM**

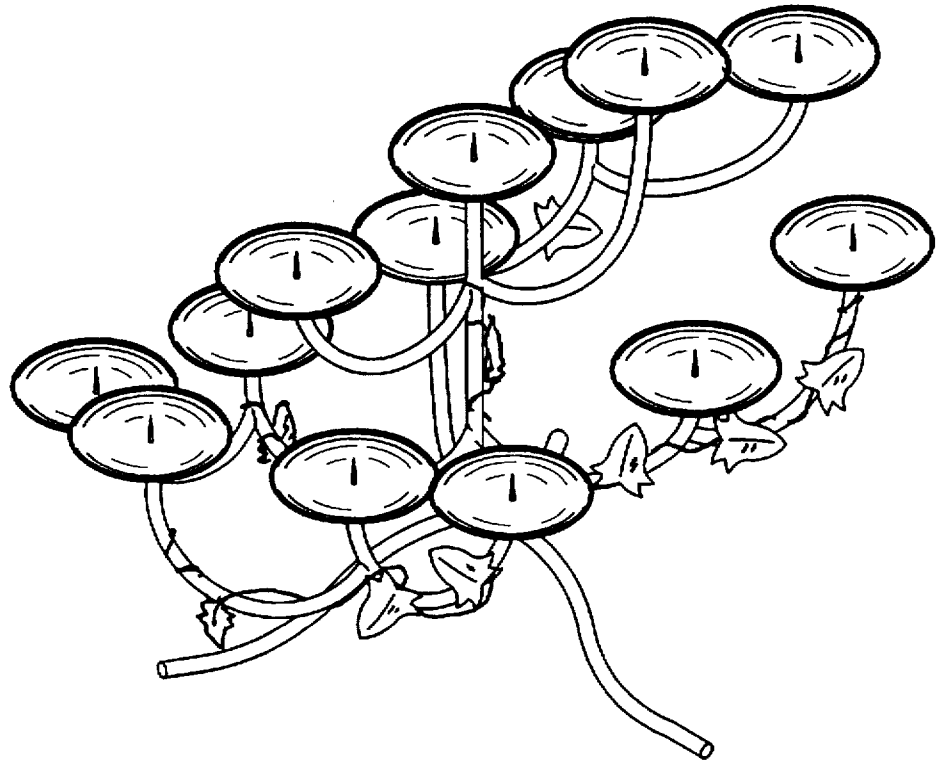
The ornamental design for a fireplace candle holder, as shown and described.

DESCRIPTION

FIG. 1 is a perspective view of my fireplace candle holder showing my new design;
FIG. 2 is a front view thereof;
FIG. 3 is a rear view thereof;
FIG. 4 is a right side elevational view thereof;
FIG. 5 is a left side elevational view thereof;
FIG. 6 is a top plan view thereof; and;
FIG. 7 is a bottom plan view thereof.

[56] **References Cited**
U.S. PATENT DOCUMENTS
D. 96,099 7/1935 Farber D26/15
D. 190,434 5/1961 Leydig D26/15
D. 228,200 8/1973 Anderson D26/15
D. 236,532 8/1975 Holmgren-exner et al. D26/12
D. 262,913 2/1982 Glass D26/13

1 Claim, 3 Drawing Sheets



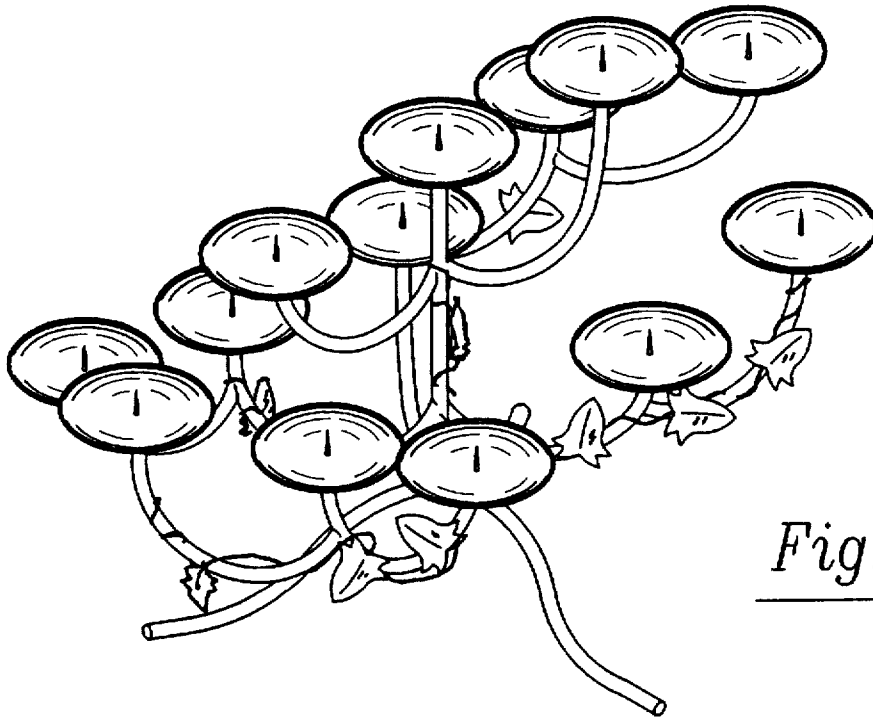


Fig. 1

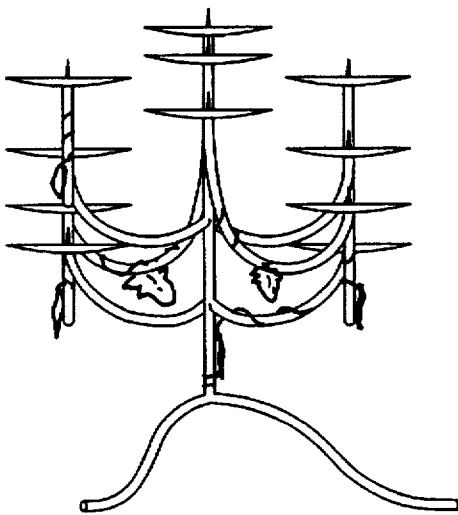


Fig. 2

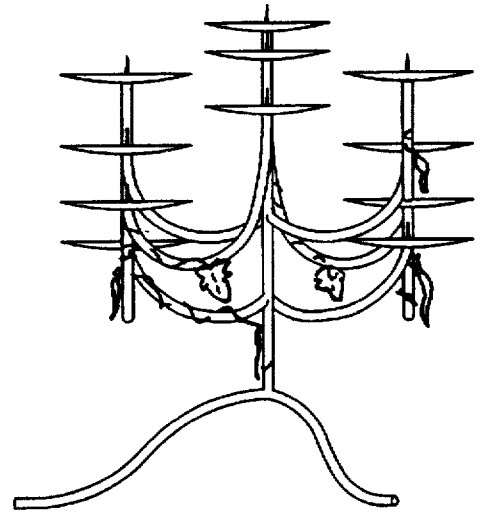


Fig. 3

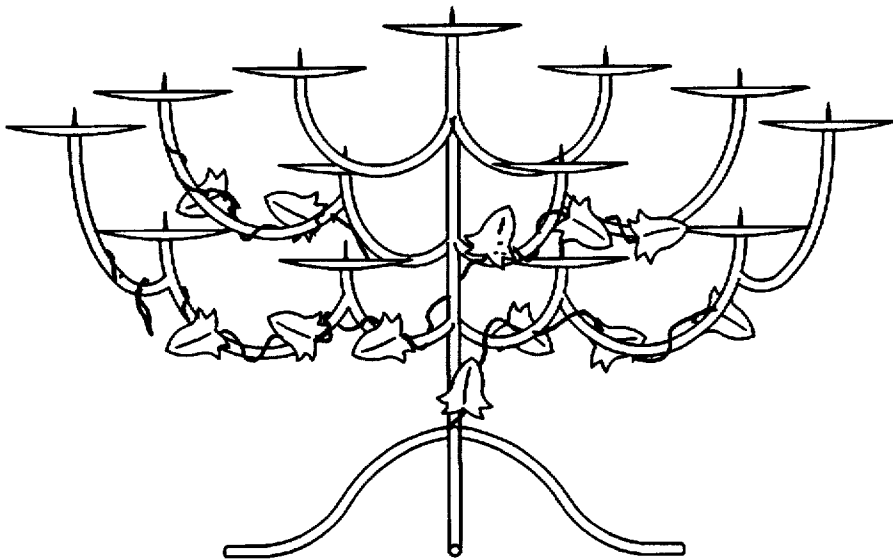


Fig. 4

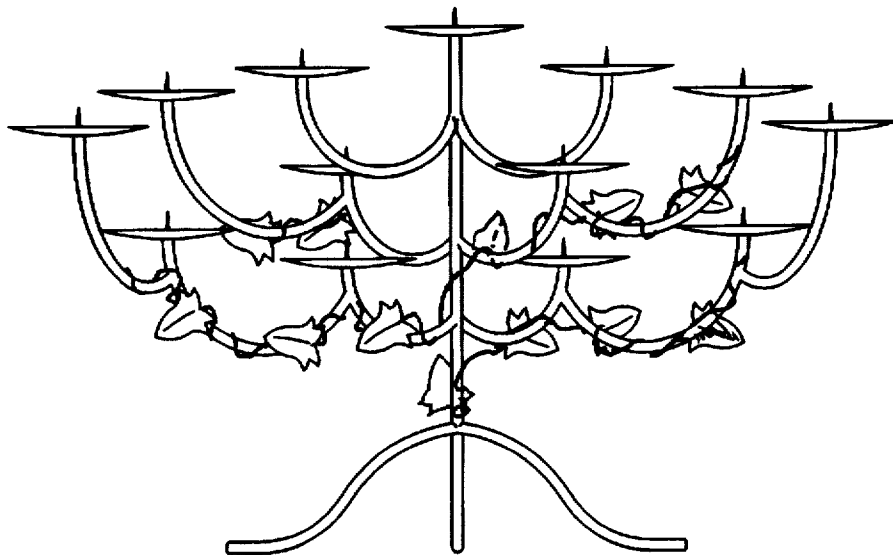


Fig. 5

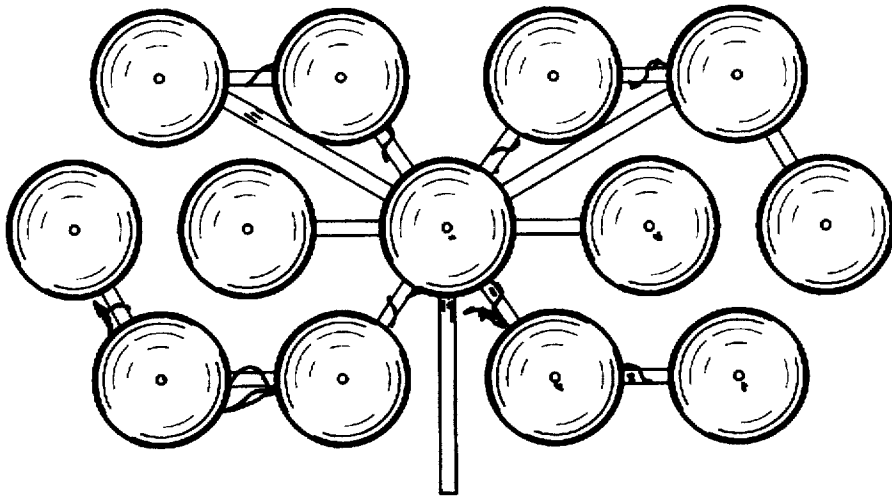


Fig. 6

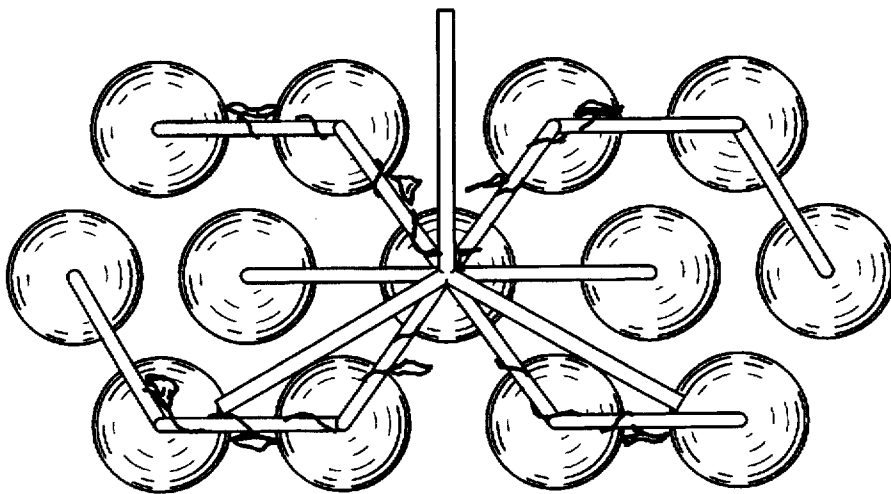


Fig. 7