US00D358970S

United States Patent [19]

Mayoue

[11] Patent Number: Des. 358,970

[45] Date of Patent: ** Jun. 6, 1995

[54] **GRABBING IMPLEMENT**

[76] Inventor: **Robert M. Mayoue,** 2112 71st Ave. SE., Everett, Wash. 98205

[**] Term: **14 Years**

[21] Appl. No.: **20,747**

[22] Filed: **Mar. 31, 1994**

[52] **U.S. Cl.** **D8/51**

[58] **Field of Search** D8/14, 51, 52; 294/3, 294/11, 19.1; 81/367

[56] **References Cited**

U.S. PATENT DOCUMENTS

D. 222,227	10/1971	Rusztowicz	D8/51
D. 235,130	5/1975	Helm	D8/51
D. 298,728	11/1988	Bergkvist et al.	D8/51
2,279,809	4/1942	Apfel	294/11
2,759,758	8/1956	Yancey	294/19.1
3,667,798	6/1972	Rusztowicz	294/19.1
3,937,512	2/1976	Baughman	294/19.1
4,037,868	7/1977	Baker	294/19.1
4,039,216	8/1977	Soos	294/19.1
4,160,563	7/1979	Whitney	294/19.1
4,930,825	6/1990	Dearman	81/367

Primary Examiner—Prabhakar G. Deshmukh
Assistant Examiner—Philip Hyder
Attorney, Agent, or Firm—Hugh E. Smith

[57] **CLAIM**

The ornamental design for a grabbing implement, as shown and described.

DESCRIPTION

FIG. **1** is a front elevational view of the grabbing implement showing my new design;
FIG. **2** is a rear elevational view thereof;
FIG. **3** is an enlarged left side elevational view thereof;
FIG. **4** is an enlarged right side elevational view thereof;
FIG. **5** is a top plan view thereof; and,
FIG. **6** is a bottom plan view thereof.

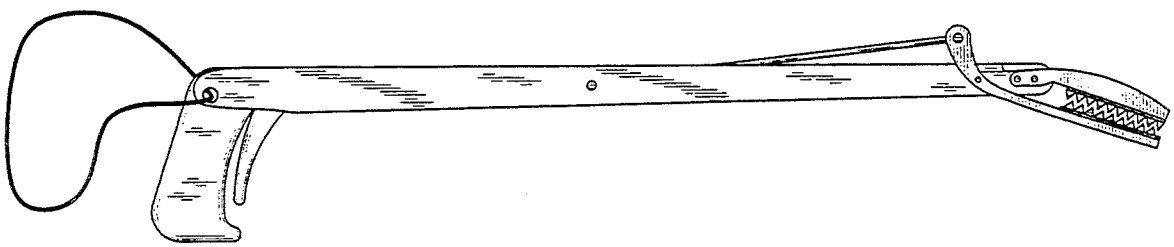

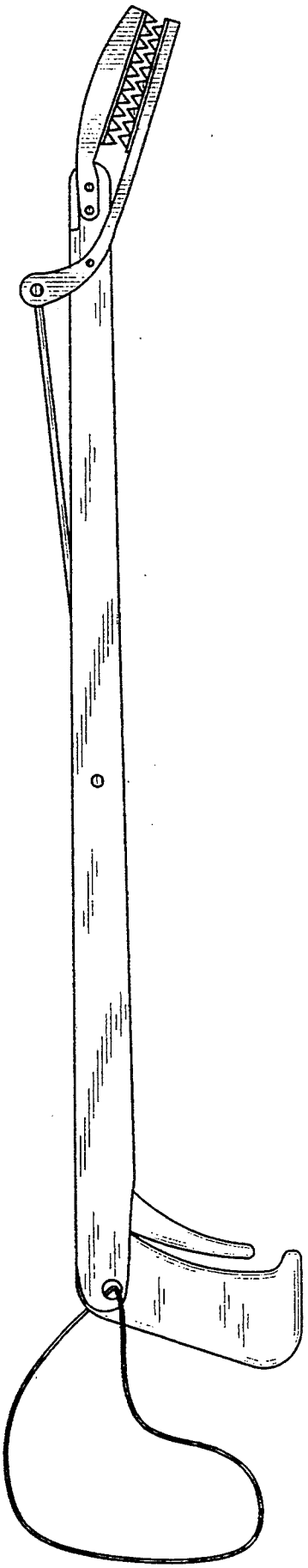

FIG. 1

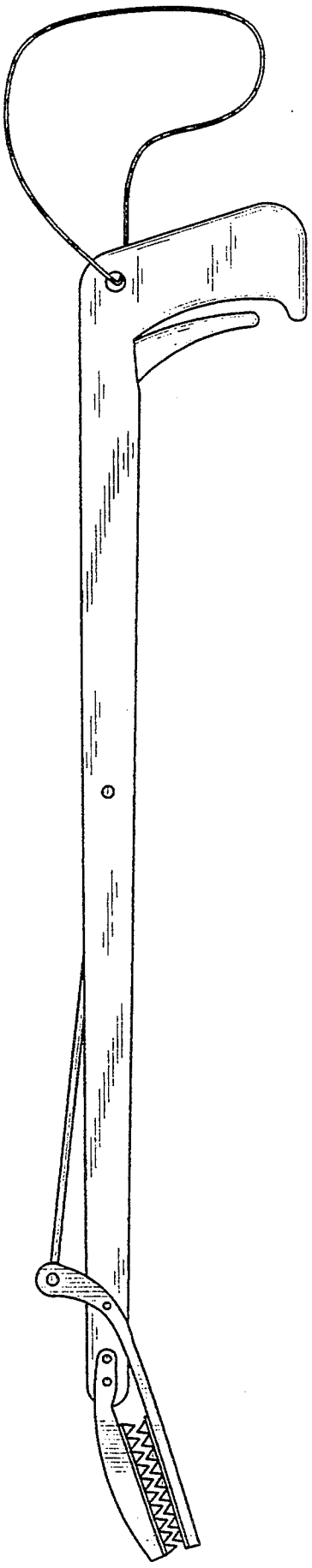

FIG. 2

FIG. 3

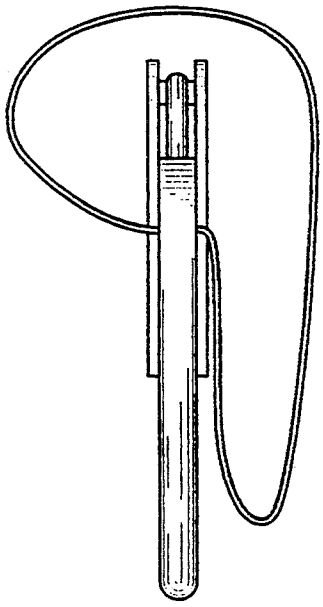

FIG. 4

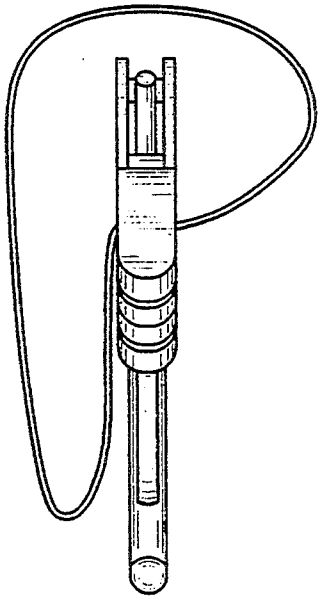

FIG. 5

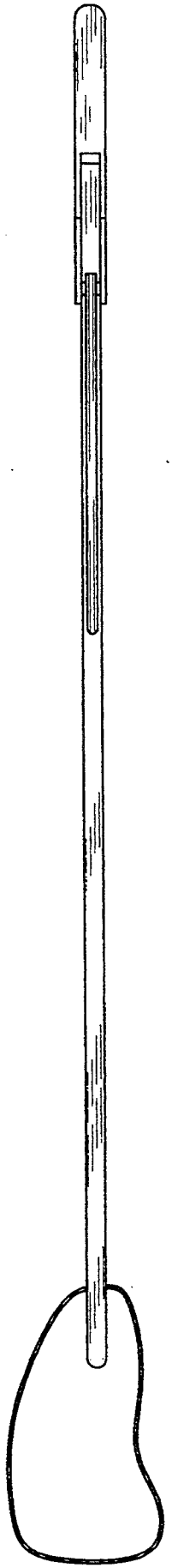

FIG. 6

