

(19) World Intellectual Property Organization
International Bureau(43) International Publication Date
11 October 2001 (11.10.2001)

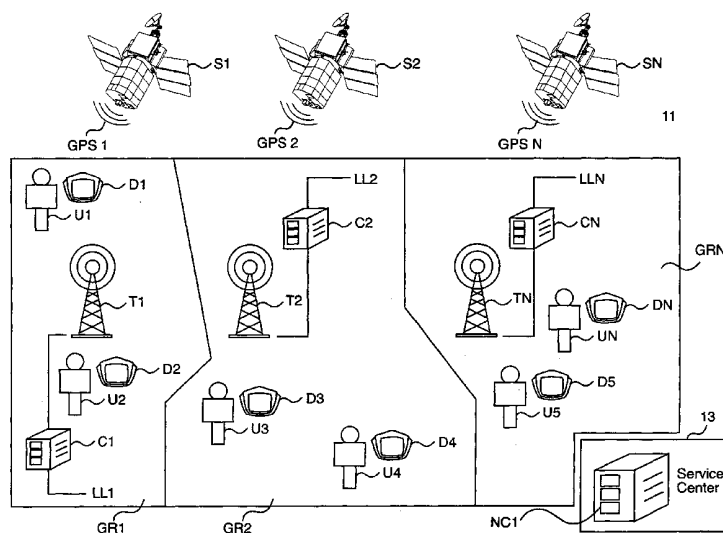
PCT

(10) International Publication Number
WO 01/76120 A2

- (51) International Patent Classification⁷: **H04L**
- (21) International Application Number: PCT/US01/11055
- (22) International Filing Date: 4 April 2001 (04.04.2001)
- (25) Filing Language: English
- (26) Publication Language: English
- (30) Priority Data:
- | | | |
|------------|--------------------------------|----|
| 60/194,644 | 4 April 2000 (04.04.2000) | US |
| 60/229,235 | 31 August 2000 (31.08.2000) | US |
| 60/232,063 | 12 September 2000 (12.09.2000) | US |
| 09/745,617 | 20 December 2000 (20.12.2000) | US |
- (63) Related by continuation (CON) or continuation-in-part (CIP) to earlier application:
- | | |
|----------|-------------------------------|
| US | 09/745,617 (CIP) |
| Filed on | 20 December 2000 (20.12.2000) |
- (71) Applicant (for all designated States except US): **STICK NETWORKS, INC.** [US/US]; 3800 Commerce Street, No 212, Dallas, TX 75226 (US).
- (72) Inventors; and
- (75) Inventors/Applicants (for US only): **BRANDENBERG, Carl, Brock** [—/US]; 5800 Monroe Highway, Cresson, TX 76035 (US). **KAY, Robert, L.** [—/US]; 4601 Boulder Run, Fort Worth, TX 76109 (US). **MAXWELL, Kenneth, J.** [—/US]; 3816 Driskell Boulevard, Fort Worth, TX 76107 (US). **COTTER, R., Brandon** [—/US]; 5627 Morningside Avenue, Dallas, TX 75206 (US).
- (74) Agents: **WALTON, James, E.** et al.; Hill & Hunn, LLP, Suite 1440, 201 Main Street, Fort Worth, TX 76102 (US).
- (81) Designated States (national): AE, AG, AL, AM, AT, AU, AZ, BA, BB, BG, BR, BY, BZ, CA, CH, CN, CR, CU, CZ, DE, DK, DM, DZ, EE, ES, FI, GB, GD, GE, GH, GM, HR, HU, ID, IL, IN, IS, JP, KE, KG, KP, KR, KZ, LC, LK, LR, LS, LT, LU, LV, MA, MD, MG, MK, MN, MW, MX, MZ,

[Continued on next page]

(54) Title: METHOD AND APPARATUS FOR SCHEDULING PRESENTATION OF DIGITAL CONTENT ON A PERSONAL COMMUNICATION DEVICE



(57) Abstract: A method and apparatus wherein a software scheduling agent resides on a communication network and/or client device, such as location-aware wireless communication appliances, television set top boxes, or other end user client devices is disclosed. The software scheduling agent is part of a probabilistic modelling system in which the scheduler operates to perform constrained random variation with selection. Digital content is generated, organized, and stored on the communication network and/or the client devices. An electronic digital content wrapper, which holds information in the form of data and metadata related to the digital content is associated with each item of digital content. Contextual profiles for each user and each item of digital content are established by the users and the network and maintained by a service provider on the communication

network. The software scheduling agent compares the contextual digital content profile for each item of digital content to the contextual user profile for each user to determine which digital content should be offered for presentation to each user. The comparison and determination of which items of digital content should be offered for presentation to which users is performed by a process of constrained random variation. After the software scheduling agent determines which items of digital content would most likely be relevant or interesting to the user, the digital content is transmitted, either in whole or in part, at predetermined times over the communication network to the appropriate client devices. The digital content is then stored, either in whole or in part, in cache memory on the client device until an appropriate time when the digital content is digitally packaged and presented to particular users over those user's client devices.



NO, NZ, PL, PT, RO, RU, SD, SE, SG, SI, SK, SL, TJ, TM,
TR, TT, TZ, UA, UG, US, UZ, VN, YU, ZA, ZW.

(84) Designated States (regional): ARIPO patent (GH, GM, KE, LS, MW, MZ, SD, SL, SZ, TZ, UG, ZW), Eurasian patent (AM, AZ, BY, KG, KZ, MD, RU, TJ, TM), European patent (AT, BE, CH, CY, DE, DK, ES, FI, FR, GB, GR, IE, IT, LU, MC, NL, PT, SE, TR), OAPI patent (BF, BJ, CF, CG, CI, CM, GA, GN, GW, ML, MR, NE, SN, TD, TG).

Declarations under Rule 4.17:

— *of inventorship (Rule 4.17(iv)) for US only*

— *of inventorship (Rule 4.17(iv)) for US only*
— *of inventorship (Rule 4.17(iv)) for US only*
— *of inventorship (Rule 4.17(iv)) for US only*

Published:

— *without international search report and to be republished upon receipt of that report*

For two-letter codes and other abbreviations, refer to the "Guidance Notes on Codes and Abbreviations" appearing at the beginning of each regular issue of the PCT Gazette.

DECLARATION FOR PATENT APPLICATION

As a below named inventor, I hereby declare that:

My residence, post office address and citizenship are as stated below next to my name.

I believe that I am the original, first, and sole inventor of the subject matter which is claimed and for which a patent is sought on the invention entitled:

METHOD AND APPARATUS FOR SCHEDULING PRESENTATION OF DIGITAL CONTENT ON A PERSONAL COMMUNICATION DEVICE

filed herewith and being further identified by Attorney Docket No. **0590MH-40404-US**.

I hereby state that I have reviewed and understand the contents of the above-identified specification, including the claims, as amended by any amendment referred to above.

I acknowledge the duty to disclose to the Office all information known to my person to be material to the patentability of this application in accordance with Title 37, Code of Federal Regulations, Sec. 1.56(a).

I hereby declare that this application claims the benefit of U.S. Provisional Application No. 60/194,644, filed 4 April 2000, titled "Location-Aware Wireless Communication Appliance and Network;" U.S. Provisional Application No. 60/229,235, filed 31 August 2000, titled "Location-Aware Wireless Communication Appliance and Network;" and U.S. Provisional Application No. 60/232,063, filed 12 September 2000, titled "Thumb Optimized Keyboard for Personal Computing Device." This application is a continuation-in-part of U.S. Application No. 09/745,617, filed 20 December 2000, titled "Physical Configuration of a Handheld Electronic Communication Device," and incorporates that application by reference herein as if set forth in full.

I hereby declare that all statements made herein of my own knowledge are true and that all statements made on information and belief are believed to be true; and further that these statements were made with the knowledge that willful false statements and the like so made are punishable by fine or imprisonment, or both, under Section 1001 of Title 18 of the United States Code and that such willful false statements may jeopardize the validity of the application or any patent issued thereon.

I hereby appoint Melvin A. Hunn, Reg. No. 32,574, Kenneth C. Hill, Reg. No. 29,650, and James E. Walton, Reg. No. 47,245 to prosecute this application and to transact all business in the U.S. Patent and Trademark Office in connection therewith.

CLAIM OF PRIOR FILING DATES

This application claims the benefit of U.S. Provisional Application No. 60/194,644, filed April 4, 2000, titled "Location-Aware Wireless Communication Appliance and Network;" U.S. Provisional Application No. 60/229,235, filed August 31, 2000, titled "Location-Aware Wireless Communication Appliance and Network;" and U.S. Provisional Application No. 60/232,063, filed September 12, 2000, titled "Thumb Optimized Keyboard for Personal Computing Device." This application is a continuation-in-part of U.S. Application No. 09/745,617, filed 20 December 2000, titled "Physical Configuration of a Handheld Electronic Communication Device," and incorporates that application by reference herein as if set forth in full.

BACKGROUND OF THE INVENTION

1. Field of the Invention:

The present invention relates to the presentation of digital content on personal communication devices. In particular, the present invention relates to systematic scheduling of the presentation of digital content on personal communication devices.

2. Background Information:

Over the last decade, there has been a tremendous increase in demand for new and better means of communicating and transferring data among consumers over communication networks. The Internet has played an important role in satisfying this demand, in that its development has spawned many new modes of communicating and sharing data, such as e-mail, chat, instant messaging, and video messaging. During its early development, consumers could only access the Internet and these new forms of digital content from a computer that was hard-wired to the Internet, either over a local area network, or via a modem. Recently, there has been a shift in consumer demand toward wireless communication and data sharing. People want access to all of these forms of communication and data transfer not only while they are at their desks, but also when they are on the move.

Many companies have tried to meet this demand by providing cellular phones and other wireless communicating devices which can transmit and receive Internet-type communications in addition to voice communications. However, because such phones have small display screens and limited data input devices, they typically rely on scaled down data transmission protocols, such as the Wireless Application Protocol (WAP). Although WAP devices can transmit textual and graphical data, they are extremely limited in bandwidth. As such, these devices and the digital content available with them do not provide a very interesting user experience.

Aside from the problem of providing a wireless device with which consumers can communicate using these Internet-type modes of communication, there is also the problem of determining what information to provide. The Internet has quickly become one of the world's largest sources of knowledge and information. The enormous size and scope of the Internet and other information networks often makes it impossible to find relevant information in a reasonable amount of time. The difficulty of obtaining relevant information from the Internet and other information networks in a timely fashion has given rise to the development of a wide variety of products and services which locate and sift through large volumes of data in an effort to disseminate particular information which is relevant to particular consumers. For example, consumers can subscribe to certain services which locate and periodically broadcast specified information to their subscribers. This technology is often referred to as "push" technology, in that the information, or digital content, is pushed from the information provider to the subscriber.

It is not uncommon for push-technology service providers to have each subscriber fill out an initial questionnaire at the beginning of the subscription in order to obtain certain information about the subscriber. Such questionnaires typically include questions directed to the subscriber's biographic, demographic, and economic background. The digital content that is broadcast by these service providers to their subscribers is typically controlled solely by the service provider, with no input from the subscriber, other than the subscriber's initial questionnaire or when the subscriber updates his profile. These systems are not designed for ongoing interaction between the subscriber and the service provider. Although such systems can provide periodic broadcast of digital content or

SUMMARY OF THE INVENTION

There is a need for a method and apparatus with which digital content may be systematically scheduled and presented on personal communication devices.

Therefore, it is an object of the present invention to provide a method and apparatus for systematically scheduling and selectively presenting digital content on personal communication devices.

It is another object of the present invention to provide a method and apparatus for systematically scheduling and selectively offering digital content for presentation to users, wherein the digital content is generated, organized, stored, and rated by the users over a communication network.

It is another object of the present invention to provide a method and apparatus for systematically scheduling and selectively offering digital content for presentation to users, wherein the digital content is generated, organized, stored, transmitted over a communication network to a client device, and rated by the users.

It is another object of the present invention to provide a method and apparatus for systematically scheduling and selectively offering digital content for presentation on a client device, wherein the digital content is generated, organized, stored, profiled, compared to a contextual user profile, transmitted to the client devices over a communication network, and rated by the users.

These objects are achieved by providing a method and apparatus wherein a software scheduling agent resides on a communication network and/or client device, such as location-aware wireless communication appliances, television set top boxes, or other end user client devices. The software scheduling agent is part of a probabilistic modeling system in which the scheduler operates to perform constrained random variation with selection. Digital content is generated, organized, and stored on the communication network and/or the client devices. An electronic digital content wrapper, which holds information in the form of data and metadata related to the digital content is associated with each item of digital content. Contextual profiles for each user and each item of digital

content are established by the users and the network and maintained by a service provider on the communication network. The software scheduling agent compares the contextual digital content profile for each item of digital content to the contextual user profile for each user to determine which digital content should be offered for presentation to each user. The comparison and determination of which items of digital content should be offered for presentation to which users is performed by a process of constrained random variation. After the software scheduling agent determines which items of digital content would most likely be relevant or interesting to the user, the digital content is transmitted, either in whole or in part, at predetermined times over the communication network to the appropriate client devices. The digital content is then stored, either in whole or in part, in cache memory on the client device until an appropriate time when the digital content is digitally packaged and presented to particular users over the users' client devices.

The present invention has many advantages over conventional methods and apparatuses for transmitting digital content to personal communication devices. First and foremost, the present invention is not merely a method of broadcasting digital content to an indiscriminant collection of subscribers. The present invention is a tool with which the user can play an active role in the dissemination and presentation of digital content. The present invention uses a scheduling agent that is based upon a probabilistic modeling system. The contextual digital content profiles and the contextual user profiles are continuously updated to ensure that there is a high probability that the user will be presented with digital content that he finds relevant and interesting. The user plays an ongoing active role in the systematic scheduling of digital content by rating the digital content as it is presented. Although the scheduling system is very sophisticated, the rating procedure is very intuitive and non-intrusive. The system is designed to obtain valuable opinion information from the user without intruding into the user's experience. Through the rating system of the present invention, the user has a certain level of control over which digital content is offered to himself and others on the system. This ensures that the user will not only continue to participate in the experience, but take an active role in the dissemination of digital content, thereby building community.

BRIEF DESCRIPTION OF THE DRAWINGS

Figure 1A is a simplified pictorial representation of the preferred embodiment of a location-aware wireless communication appliance and related network according to the present invention.

Figure 1B is a high-level block diagram of the bi-directional communication of the appliance and network of Figure 1A.

Figure 1C is a graphical depiction of longitude and latitude correlation as implemented by the appliance and network of Figure 1A.

Figure 1D is a simplified representation of the location awareness function of the appliance and network of Figure 1A for a portion of a exemplary day for a member.

Figure 1E is a simplified tabular representation of some basic information types that can be aggregated or assembled for particular users by the appliance and network of Figure 1A.

Figure 1F is a simplified pictorial representation of a "fuzzy" management function for managing location data for the appliance and network of Figure 1A.

Figure 1G (1 of 5) is a simplified tabular representation of a data array of location data for tower 203 of Figure 1F.

Figure 1G (2 of 5) is a simplified tabular representation of a data array of location data for tower 205 of Figure 1F.

Figure 1G (3 of 5) is a simplified tabular representation of a data array of location data for tower 207 of Figure 1F.

Figure 1G (4 of 5) is a simplified tabular representation of a data array of location data for tower 209 of Figure 1F.

Figure 1G (5 of 5) is a simplified tabular representation of a data array of location data for tower 211 of Figure 1F.

portion to reveal a keyboard or other data input devices that are integrated into the body portion.

Figure 2E is a perspective view of the appliance of Figure 2D depicting how the constantly visible display pivots relative to the body portion to reveal the keyboard or other data input devices.

Figure 2F is a perspective view of the appliance of Figure 2D depicting how the constantly visible display further pivots relative to the body portion to reveal the keyboard or other data input devices.

Figure 2G is a perspective view of the appliance of Figure 2D with the constantly visible display pivoted to fully reveal the keyboard or other input devices.

Figure 2H is a perspective view of an alternate simplified representation of the appliance of Figure 1A having a constantly visible display integrated into a body portion and a keyboard or other data input devices that extend outward from the interior of the body portion.

Figure 2I is a perspective view of the appliance of Figure 2H depicting how the keyboard or other data input devices extend outward from the interior of the body portion.

Figure 2J is a perspective view of the appliance of Figure 2H with the keyboard or other data input devices in a fully extended position.

Figure 2K is a front view of the preferred embodiment of the appliance of Figure 1A having a constantly visible display that translates relative to a body portion to reveal a thumbboard or other data input devices that are integrated into the body portion, and having an analog electronic data input device using slider movement according to the present invention.

Figure 2L is a rear view of the appliance of Figure 2K.

Figure 2M is a right side view of the appliance of Figure 2K.

Figure 2N is a bottom view of the appliance of Figure 2K.

Figure 2O is a front view of the appliance of Figure 2K with the constantly visible display translated relative to the body portion to fully reveal the keyboard or other input devices.

Figure 2P is a rear view of the appliance of Figure 2K awhile in the open state of Figure 2O.

Figure 2Q is a front view of an alternate embodiment of the appliance of Figure 1A having a constantly visible display that translates relative to a body portion to reveal a thumbboard or other data input devices that are integrated into the body portion, and having an analog electronic data input device using slider movement according to the present invention.

Figure 2R is a rear view of the appliance of Figure 2Q.

Figure 2S is a right side view of the appliance of Figure 2Q.

Figure 2T is a front view of another alternate embodiment of the appliance of Figure 1A having a constantly visible display that hingedly moves relative to a body portion to reveal a keyboard or other data input devices that are integrated into the body portion, and having an analog electronic data input device using slider movement according to the present invention.

Figure 2U is a right side view of the appliance of Figure 2T.

Figure 2V is a front view of the appliance of Figure 2T with the constantly visible display hingedly moved relative to the body portion to fully reveal the keyboard or other input devices.

Figure 2W is a front view of another alternate embodiment of the appliance of Figure 1A having a constantly visible display and thumbboards or other data input devices that extend out from the interior of a body portion, and having an analog electronic data input device using slider movement according to the present invention.

Figure 2X is a rear view of the appliance of Figure 2W.

Figure 2Y is a right side view of the appliance of Figure 2W.

Figure 2Z is a front view of the appliance of Figure 2W with the keyboards extended outward from the interior of the body portion.

Figure 3A is a block diagram representation of a low-cost version the appliance of Figure 1A.

Figure 3B is a block diagram representation of a preferred operating system of the appliance of Figure 1A.

Figure 4A is a high-level block diagram representation of the commercial operation of the appliance and network of Figure 1A.

Figure 4B is a high-level block diagram representation of a scenario in which a plurality of members distribute and contribute content to an electronic bulletin board on the network of Figure 1A.

Figure 4C is a high-level block diagram representation of a scenario in which a plurality of members interact with a plurality of merchants via the network and appliances of Figure 1A.

Figure 4D is a high-level block diagram representation of a scenario in which members recruit new members to the network of Figure 1A.

Figure 5A is a tabular representation of the preferred embodiment of an electronic data input apparatus according to the present invention and alternate embodiments thereof.

Figures 6A-6E are schematics representing the function and operation of the electronic data input apparatus and system according to the present invention.

Figures 6F and 6G are schematics representing a graphical scaling element having graphical scaling messages which correspond with the electronic data input system and apparatus according to the present invention.

DETAILED DESCRIPTION OF THE INVENTION

The following is a table of contents for this specification. Topics will be grouped under these headings and discussed in detail below.

1. Introduction and Overview

1.A. Contextually aware client

1.B. Network

1.B.1. Wireless

1.B.2. Wired

1.C. Delivery of content

1.C.1. Delivery in Response to User Request

1.C.2. Deliver Based on Context

1.C.3. Subscription

2. Creating Value

2.A. Creating value for users

2.A.1. Feeling connected

2.A.2. Keeping up with what is important

2.A.3. Reminders (in time and space)

2.A.4. Communicating

a. IM

b. E-mail

c. Voice

2.A.5. Finding what they need

a) Contextual searches (e.g., driving direction from here)

2.A.6. Rich media experience

2.B. Creating value for developers

2.B.1. Higher level development environment (through scripting of MM

Flash)

2.B.2. "Mobile Flash" extensions

2.B.3. Best environment to create low-bandwidth, rich media, high

interaction

2.C. Creating value for wireless operators

2.C.1. 3G experience on a 2.5G packet network

2.C.2. Lets operators be more than a data pipe

2.C.3. First platform that can be monetized

2.D. Creating value for device manufacturers

2.D.1. Wireless, rich media reference design

2.D.2. Hooks to recurring revenue

2.E. Creating value for merchants

2.E.1. Rich media

2.E.2. Contextual

2.E.3. Aggregated user data

2.E.4. Transactional capability

- 3. Basic concepts
 - 3.A. Content
 - 3.A.1. Elements
 - a. Meta-data (wrapper)
 - 1. Purposes
 - 2. Components
 - a. Header
 - b. Sensitivities
 - c. Associations
 - b. Data
 - 3.A.2. Routing
 - a. Specifically routed
 - b. Self routed
 - 3.A.3. Auto-updateable
 - 3.B. Context
 - 3.B.1. Device context
 - 3.B.2. Objective context
 - 3.B.3. Objective context - Altered (Virtual locations)
 - 3.B.4. Subjective context
 - 3.B.5. Preference context
 - 3.C. Rating of content
 - 3.D. Content selection
 - 3.D.1. Gross
 - 3.D.2. Fine
 - 3.E. Awareness
 - 3.F. Arrangements
 - 3.F.1. Organizational tool
 - 3.F.2. Content Item Membership is Non-exclusive
 - 3.F.3. Types of Arrangements
 - a. Arbitrary
 - b. Rules-based
 - 3.F.4. Representation in Other Arrangements
 - 3.F.5. Contextually triggered
 - 3.G. Communications
 - 3.G.1. E-Mail
 - 3.G.2. Instant messaging
 - 3.G.3. Chat
 - 3.G.4. Voice
 - 3.G.5. Video
 - 3.G.6. Escalation
 - 3.G.7. De-escalation
 - 3.H. Searches
 - 3.I. Relationship network
 - 3.J. Economy of content delivery
 - 3.K. Abstraction of location
 - 3.K.1. Named places

- 3.K.2. Named times
 - 3.K.3. Named events (place/times)
 - 3.L. Authorization
- 4. Create
 - 4.A. Macromedia Flash
 - 4.A.1. File format
 - 4.A.2. Rendering engine
 - 4.A.3. Authoring Tools
 - 4.A.4. Scripting language
- 5. Wrapping content
 - 5.A. Prototypical wrappers
 - 5.A.1. Inheritance from prototypical wrappers
 - 5.A.2. Tagging
 - 5.B. Wrapper Tool
 - 5.C. Automatic wrapping
 - 5.D. Registration
- 6. Routing Mechanisms
 - 6.A. Destination-specific Routing
 - 6.A.1. Awareness updates
 - 6.A.2. Messages
 - 6.A.3. Payload fills
 - 6.A.4. Search results
 - 6.A.5. Browsing
 - 6.B. Self-routed
 - 6.B.1. Simultaneous distribution of unique experiences
 - 6.B.2. Content selection engine
 - a. Content similarity calculation
 - 6.B.3. Relationship influence
- 7. Deliver
 - 7.A. Intelligent pre-caching
 - 7.A.1. Transfer costs
 - a. Minimal (connected to fat pipe)
 - b. Cheap (wireless off-peak)
 - c. Expensive (capacity limited times)
 - 7.A.2. Delivery times
 - a. Available to send
 - b. Must be sent by
 - 7.B. Separation of data and presentation layers
- 8. Present
 - 8.A. Content's context sensitivities interacting with current context
 - 8.A.1. Client presentation scheduler

- a. Probabilistic selection
 - b. Neediness
 - 1. Context driven
 - 8.B. User Interface
 - 8.B.1. Awareness items
 - 8.B.2. Arrangement layer
 - a. Minimized content state
 - b. Viewing a few characteristics
 - c. Content item associations
 - 8.B.3. Work layer
 - a. Maximized (opened) content state
 - b. Manipulation
 - 8.B.4. Stream
 - a. "trailer" (animated content preview) content state
 - b. Contextual alerts
 - 8.B.5. Switcher
 - a. Scaled-Minimized content state
 - b. Rapid navigational tool
 - c. Arrangement to arrangement
 - 8.B.6. Menus and alerts
 - a. Contextual actions
 - b. User error alerts
 - 8.C. User Interface (Alternate)
 - 8.D. User Interface - Audio
 - 8.E. User Interface Themes
 - 8.E.1. Demographically configured
 - 8.E.2. Personality configured
 - 8.F. Rating Mechanisms
 - 8.F.1. Explicit methods
 - 8.F.2. Implicit Methods
 - 8.F.3. Forgetfulness
 - 8.F.4. Contextually situated ratings
 - 8.F.5. Ratings of people
 - 8.F.6. Rating Summary Points
 - 8.G. Inquisitiveness
 - 8.H. Prioritized Interrupts
 - 8.I. Suspend/resume of awareness subscriptions
9. Refresh
- 9.A. Awareness hidden subscription model
 - 9.B. Things grabbed from stream are auto-subscribed
10. Network
- 10.A. Packet data
 - 10.B. Gateways

1. Introduction and Overview

1.A. Contextually aware client

1.B. Network

1.B.1. Wireless: Figure 1A is a simplified pictorial representation of the present invention in broad overview. The present invention is directed to a novel location-aware wireless communication appliance and related network as well as novel functions and novel commercial activity enabled by the system.

As is shown in Figure 1A, a plurality of global position satellites S1, S2, SN are provided in orbit around planet earth. Each of the global position satellites transmits global position signals such as GPS1, GPS2, and GPSN. The details of the preferred global position system (GPS) will be discussed below.

Additionally, details of alternative position determination systems will also be discussed. As is shown in Figure 1A, a plurality of users are distributed in diverse geographic locations, such as locations L1, L2, LN. More particularly, in the view of Figure 1A, user U1 is located in geographic location L1. User U2 is also located in geographic region L1. User U3 is located in geographic region L2. Additionally, user U4 is located in geographic region L2. As is shown, user U5 is located in geographic region LN. Additionally, user UN is located in geographic region LN.

A plurality of wireless transmission towers T1, T2, and TN are provided and distributed about the diverse geographic regions in order to provide wireless, bi-directional communication capabilities. As is shown in the view of Figure 1A, tower T1 is located in geographic region L1 and serves the users located in that geographic region. Tower T2 is located in geographic region L2 and is utilized to serve the users located in that geographic region. Tower TN is located in region LN and is utilized to serve users in that particular geographic region.

In accordance with the preferred embodiment of the present invention, each of users U1, U2, U3, U4, U5, and UN is equipped with his or her own personal location-

U3, U4, U5 and UN utilize the location-aware wireless communication appliances D1, D2, D3, D4, D5, DN in order to perform bi-directional communication operations through towers T1, T2, and TN. Preferably, each of the towers T1, T2, TN is communicatively coupled to a regional computing and traffic management system such as computing systems C1, C2, CN utilizing land line communication pathways LL1, LL2, LLN. Additionally, each of the regional computing and traffic management data processing systems C1, C2, CN are communicatively coupled utilizing land lines preferably to a network computer NC1 which is preferably located at a service center.

It should be appreciated that Figure 1A is a highly symbolic and simplified view of the location-aware communication appliances and related network system. In practice, there may be hundreds of thousands of users broadly distributed over a wide range of geographic regions. For example, there may be several hundred thousand users located in North America. Most users will reside in areas which are serviced by preexisting communication towers which are capable of communication through packet data transfer. More particularly, in the preferred embodiment, the present invention utilizes GSM / GPRS in order to communicate digital content bi-directionally throughout the network.

For example, systems running on network computer NC1 at the service center may be utilized to broadcast or narrowcast particular information in the form of digital content to one or more particular users. For example, an advertisement may be transmitted from the network computer NC1 of the service center to users U1 and U2 in geographic location L1. Alternatively, the location-aware wireless communication appliances D1, D2, D3, D4, D5 and DN may be utilized to allow particular users or groups of users to communicate with one another utilizing the GSM / GPRS as a communication protocol. For example, user U1 may utilize location-aware wireless communication appliance D1 to engage in a text-based "chat" with user UN who is located at a distant geographic location LN. In order to engage in the text-based chatting, user U1 will enter textual messages on his location-aware wireless communication appliance D1. The location-aware wireless communication appliance D1 will perform a wireless communication operation through tower T1. Tower T1 will utilize regional computer C1 and the local land lines LL1 in order to communicate with the network computer NC1 at the service center. Network computer

NC1 at the service center will then communicate utilizing land lines LLN and regional computer CN in order to energize tower T1 in a predetermined manner in order to communicate the GSM / GPRS from tower TN to the location-aware wireless communication appliance DN which is under the control of user UN.

In accordance with the preferred embodiment of the present invention, the network computer NC1 "knows" that user UN is in geographic locale LN which is within the transmission range of tower TN because location-aware wireless communication appliance DN has previously announced its availability to network computer NC1 through wireless communication or interaction with tower TN. In accordance with the preferred embodiment of the present invention, and as will be discussed in greater detail below, each of the location-aware wireless communication appliances D1, D2, D3, D4, D5, and DN include a global positioning system integrated into the device. Each of the users U1, U2, U3, U4, U5, and UN may determine if and when the device will announce its location and availability to a particular one of towers T1, T2, and TN. It can be appreciated that, with a great number of users or with heavy communication traffic, a plurality of service centers may be provided, each equipped with a network computer, such as network computer NC1.

While the preferred embodiment of the present invention relies upon GSM / GPRS in order to enable bi-directional communication, alternative and/or additional modes of communication or communication protocols may be utilized in order to allow communication over the network, including communication between particular users or groups of users and communication between the network and particular users or groups of users. This is illustrated in a high level block diagram format in Figure 1B. As is shown, the handheld devices 101 may communicate with tower systems 103 utilizing wireless, bi-directional CDPD communications 105; however, other wireless protocols 107 may be utilized to allow communication between tower systems 103 and handheld devices 101. The tower systems 103 communicate with the network server 109 over electrical or optical bi-directional channel 111 utilizing an IP protocol. Other protocols 113 may be utilized to communicate bi-directionally between network server 109 and tower systems 103. Preferably, network server 109 includes dedicated systems, such as tower traffic manager

115 which is utilized to manage the communication traffic between network server 109 and tower system 103. Additionally, network servers should include a customer database 119 and a merchant database 121. If a plurality of communication protocols are utilized, the traffic manager 117 may also be provided. As is shown in the view of Figure 1B, a plurality of input/output systems are provided to handle alternative, additional, and supplemental communication modes. For example, a telecom input/output server 123 is provided in order to manage communication with network server 109 which is conducted over landlines 133. Alternatively, receiver server 125 is provided to manage cellular communications 131. Additionally, or alternatively, an HTML or XML server 127 may be provided to handle bi-directional input 129.

It should be understood that the location-aware clients could be location-aware clients that are wireless connected to a local area wireless network such as that possible using 802.11 ethernet technology and that that remain relatively stationary with respect to global position.

1.B.2. Wired: It should also be understood that the location-aware clients could be connected using a hard-wired network, such as a cable television communication network or a fiber optic communication network. Of course, in such hard-wired applications, the location aware client appliances remain relatively stationary.

1.C. Delivery of content: In accordance with the preferred embodiment, transmission of information in the form of digital content can be broadcast or narrowcast in direct response to a user request or may be broadcast or narrowcast due to the relevancy of the information to the user's current contexts.

1.C.1. Delivery in Response to User Request: User requested information is information that the user wishes to have, but must actively search for and retrieve. By this, it is meant that the information will not be presented to the user without some action taken by the user. An example of user requested content is obtaining a telephone number from directory assistance. Unless the user initiates a phone call to directory assistance and specifies the name of the individual or business for which he or she needs the phone number, the desired phone number will not seek out and deliver itself to the user.

1.C.2. Delivery Based on Context: Contextually relevant content is content that is relevant to the client's current contexts, such as time, place and preferences. Examples of contextually relevant information: Pizza coupon delivered to a household that is in the recent vicinity of a pizza restaurant is contextually relevant information; and a traffic information display above a highway or interstate that displays traffic conditions on the road ahead.

1.C.3. Subscription: Prior request or permission for information to be delivered later either in context or not.

2. Creating Value

By delivering information in context, the client device creates a great deal of value for the user by reducing the amount of time that the user spends actively seeking the information that he or she wants.

2.A. Creating value for users: Delivering information in context creates a great deal of value for users by reducing the amount of time that users spends actively seeking the information that they wish to have. Rather than the individual being required to take the time to locate and acquire information, contextual delivery allows the information to be sent to the user without the user's attention so that the user may view the information at his or her convenience.

2.A.1. Feeling connected: The social nature of humans typically makes them want to feel connected to their friends and to the communities around them with which they interact. The information that provides this connected feeling includes, but is not limited to, is the location and availability of other individuals, news that publicizes the current situations of celebrity individuals, events and activities involving church and community organizations, and events and activities involving friends and relatives.

2.A.2. Keeping up with what is important, such as news.

2.A.3. Reminders (in time and space) After setting and naming a geographic region and/or time range, a user can set a reminding alert to be triggered upon entry or exit of this named space.

2.A.4. Communicating

2.A.4.a. Instant Messaging (IM): Instant messages are transferred with minimal latency between the sender and recipient. The recipient can set a notification of the incoming message. Instant messaging also allows the sender to know if the recipient is available to receive a message. Within the context of the present invention, instant messages are carried through the network as with any other routed digital content. The current status of the recipient is presented through the generalized awareness model which operates through a hidden subscription model. User status information is published and this information is pushed to users who have the proper level of authorization.

2.A.4.b. E-mail

2.A.4.c. Voice

2.A.5. Finding what they need, such as news articles, driving directions, addresses, phone numbers, contact information, merchandise, food, clothing, and entertainment.

2.A.5.a. Contextual searches (e.g., driving direction from current location).

2.A.6. Rich media experience: Dynamic, animated full-color graphics.

2.B. Creating value for developers: The following features of the present invention create value for developers:

2.B.1. Higher level development environment (through scripting of MM Flash);

2.B.2. "Mobile Flash" extensions; and

2.B.3. Best environment to create low-bandwidth, rich media, high interaction.

2.C. Creating value for wireless operators: The following features of the present invention create value for wireless operator:

2.C.1. 3G experience on a 2.5G packet network

2.C.2. Lets operators be more than a data pipe

2.C.3. First platform that can be monetized: Each and every piece of digital content is accompanied by a plurality of revenue/expense data representing things like revenue/expense of acquisition of the digital content, revenue/expense to deliver the digital content over various channels, revenue/expense for user to view the digital content, and revenue/expense to interact with the digital content. Bookkeeping operations are performed at every stage of the transport of the digital content and balances are kept. These account balances are used influence the delivery probabilities of this digital content.

2.D. Creating value for device manufacturers: The following features of the present invention create value for device manufactures:

2.D.1. Wireless, rich media reference design.

2.D.2. Hooks to recurring revenue: Since the originator and transport agents of digital content on this network are specifically identified for each piece of digital content, ongoing revenues (if any) can be apportioned to each as they are due.

2.E. Creating value for merchants: The following features of the present invention create value for merchants:

2.E.1. Rich media.

2.E.2. Contextual analysis of data.

2.E.3. Aggregated user data.

2.E.4. Transactional capability: Because the plurality of revenue/expense data associated with each piece of digital content can represent revenue for the user, merchants can set up campaigns that reward or debit users for certain behaviors, interactions, or transactions. For example, a piece of digital content which has a certain location contextual sensitivity could reward a user if they approach a physical storefront. Also, another piece of digital content representing a digital coupon upon interaction could debit a users account.

The types of information described above can be represented in a digital format that can be generated, stored, manipulated and transmitted by computers. The digital format of this information is what is termed "digital content" or simply "content."

3.A. Content: Content is the primary digital construct on which the network platform operates. The network platform establishes an environment, in which content is created, wrapped (i.e., defined in terms of meta-data), routed, delivered, presented, and refreshed. The network platform constitutes an infrastructure to satisfy the content-related objectives of both content providers and consumers.

Because of the digital nature of the network, there exists a need to represent real-world information, such as that described above in section 2, as digital content that a computer can store, manipulate and transmit. Information can be represented as digital content in many different textual and graphical forms. For example, a restaurant establishment may publish its address and times during which the establishment is open to patrons in a simple textual format or by generating graphical advertisements for potential patrons to see. People may wish to make their context information available in a textual format and even a picture accessible in a graphical format. Communications such as instant messages and email are typically represented in a textual format. Events such as concerts and movies are typically represented in audio or video formats.

The network platform is content-centric, in that it provides a context-based vehicle for routing, packaging, presenting, and interacting with content. The network platform utilizes an expanded definition of content that treats (1) everything that is displayed on, or potentially displayed on, the screen; and (2) user requests as items of content. This content-centric perspective enables a wide variety of things, all considered content items by the platform to be treated by the system in the same uniform, but flexible, way. In essence this approach creates an organic system populated by content items that are treated and behave as living organisms. In this system content items can self-route and self-organize. This approach provides a unique and elegant layering between content presentation mechanisms and content delivery, packaging, and scheduling mechanisms.

3.A.1. Elements: Content exists in the network platform in three parts: (1) a data form that contains the information, (2) the presentation which is visually and audibly shown to users, and (3) a meta-data form that is a descriptive profile of the data and that can exist separate from the data.

The meta-data form, hereafter referred to as the "wrapper", is used by the computational mechanisms in the network platform to route, deliver, present and refresh the data form, hereafter referred to as the "content item" or "content items". Thus, the wrapper provides all the information needed for the content items to behave appropriately and effectively in the network platform. That is, the wrapper, by interacting with the network platform's computational environment, controls the behavior of the content items throughout the system. In this way, each content item acts in ways that are congruent with its intended objectives.

Hereafter, the wrapper and associated data and presentation elements are together referred to as "content."

3.A.1.a. Meta-data (wrapper): Additionally, the content of messages A through G may be analyzed and "coded" as corresponding to particular types of content. For example, the communication of message B relates to content subjects X, Y. Additionally, the advertisement of message E from merchant 2 relates to content L, M. In practice, the network may manage hundreds or thousands of categories of subject matter. The network may require that members, including users and merchants, enter or select category designations or key words in order to allow sorting and analysis of the message. Alternatively, a software agent could be established which parses the content of the message and infers its content. This would lessen the burden on the merchant and the users but may result in some misidentification or miscategorization of the digital content. In accordance with the present invention, privacy, preference, and content information is utilized in order to filter, accelerate, prioritize, or block particular types of content.

Additionally, as has been discussed previously, location information may also be an important basis for transmitting, sorting, or prioritizing communications.

Wrappers point to one or more content items and can exist in the system independent of the content items to which the wrappers point. This independence provides the ability for wrappers carrying information-rich meta-data to move around the network without the overhead of moving all of the data in the content items themselves. This is beneficial because wrappers contain data in binary and/or textual format and tend to be much smaller in size than the content items which typically contain data in a graphical and/or audio format and tend to be much larger in size. Thus, content is often treated referentially. A data structure contained in the wrapper, called a header, contains zero or more links to associated content item(s) and provides the basis for the reference between a given content item(s) and the wrapper(s) that point to it. A content item can be pointed to by more than one wrapper. This permits the reuse of content items across different presentation packages or the categorization of contents at multiple cognitive levels. Presentation packages refer to complete sets of one or more content items that together form a screen-ready presentation. Each presentation package is defined by a wrapper and is unique in the system. Empty wrappers (those pointing to zero content items) are used to probe and gather intelligence about probable content needs and to make content distribution more effective and efficient.

3.A.1.a.1. Purposes:

All content items have wrappers. The wrappers provide information for the following purposes.

1. Separates meta-data about the content from the content itself, thus enabling efficient routing and delivery. This enables routing to devices by proactive probing (need to elaborate).
2. Uniquely identifies a complete content presentation package.
3. Integrates content items into complete presentation packages.
4. Controls both specified routing and self-routing of content.
5. Specifying several parameters that control the presentation of content (e.g., maximum number of elements, lineages interval)

a. Prerequisites: These control the sequencing of multiple presentation packages.

b. Time/space contextual sensitivities that impact the neediness of content in context.

c. Maximum number of plays.

d. Loneliness constant.

e. Preliminary specific preference rating (similarity rating through relationship network).

6. Specifies the life span of content.

7. Includes an inferred preference rating.

3.A.1.a.2. Components: Wrappers consist of tagged data elements that are organized into three major structures: a header, sensitivities, and content-association key(s). The structures are for organizational purposes only and should not be considered a limiting construct of the wrapper. The wrapper may include the data elements listed, but is not limited to these elements and optional data elements may be present in some cases. In addition, some data elements are optional and are not required for every content item. Each of the major structures is described in more detail in the following sections.

3.A.1.a.2.a. Header: Header information is the first major part of the wrapper meta-data about content packages.

i. Content ID: The content ID is a unique identifier that is used to identify a content item. It prevents collisions with content items with identical IDs, preventing multiple instances of the same content item. An example of a unique identifier would be a CRC (checksum calculated using a polynomial algorithm) generated from the content item's digital data.

ii. Content type: An identifier that identifies the broad category of the content item. For example, game, music, message, etc.

iii. Node destination: Lists one or more node ID's to which the wrapper will be routed. Node ID's refer to the nodes in the relationship network, to be discussed later. This may exist in different formats. These should not be confused with content ID's. If no destination nodes are listed, then the wrapper is self-routing and uses location sensitivities specified elsewhere in the wrapper for routing.

iv. Node origin: The node ID from which the content originates.

v. Delivery latency: A time latency specified by the content creator. This latency is used to schedule the delivery of content efficiently on the basis its presentation needs. For example, a content item that will not be presented for a week need not be delivered until it is available for presentation. This is similar to a just-in-time delivery strategy. It permits the memory on the device to be used for the neediest content.

vi. Creation time: A time stamp indicating the time and date at which the wrapper was created.

vii. Expiration time: A time stamp indicating the time and date at which the content item will expire, and no longer be available to be selected for presentation.

viii. Linkage count: The number of content items that need to put together to form a complete content presentation package. This may be zero for probing wrappers.

ix. Linkages list: The list of content ID's for the content items that form the complete content presentation package that is defined by the wrapper. The number of ID's must equal the value of the Linkage count variable.

x. Package status: A binary value that indicates whether or not all of the content items listed in the linkages list are ready and available for presentation. When this value is "no," the presentation is blocked.

3.A.1.a.2.b. Sensitivities: Sensitivities are the second major structure of the wrapper. Sensitivities are expressed as context variable value conditions that are important to the content package. Matches between these value conditions and the current context trigger changes in content-related behaviors and computations.

- i. Prerequisite Count: The number of prerequisite presentation packages.
- ii. Prerequisite List: A list of content ID's that specify the prerequisite presentation packages for the package defined by the wrapper. A prerequisite refers to a presentation package that must be played before the package that lists it as a prerequisite. Thus, a prerequisite will block presentation of a package listing it until the prerequisite is presented. If more than one prerequisite is listed, any one of them can satisfy the prerequisite, similar to an exclusive OR operator. Each prerequisite is specified in terms of the following variables:
 - a. Content ID.
 - b. Acceptance variable.
- iii. Space/Time Dimple Count: The number of space/time sensitivity areas.
- iv. Space/Time Dimple List: The specification of times and/or places in which the neediness value of the presentation package is impacted. The impact can be either positive or negative.
 1. Space/time Cylinder: Specifies the expansiveness of the sensitivity area.
 2. Sensitivity Value: Specifies the degree and direction of impact on neediness.
- v. Max Views: The maximum number of times the presentation package can be presented on a single device.
- vi. Habit Model Category Flags: The list of habit model categories that will impact the neediness of the presentation package when they are triggered.
- vii. Presentation Characteristics:
- viii. PG-Rating Flags: These provide a means to enable parental control over the types of content that a minor device-holder can have access to. These flags provide a blocking mechanism for content.

ix. Initial Specific Rating: The relationship network enables device-holders to create valued links to other device-holders. One type of value associated with a link is a directed similarity rating. In creating a link and applying a similarity rating the originating device-holder is indicating that the terminating device-holder has similar content preferences, at least to the degree of the rating. When the terminating device-holder rates content these ratings are communicated through the network so as to set the preference rating for the same presentation package on the originating device-holder's device, if that same package has not yet been rated by the originating device-holder.

x. Earn or burn: Values indicating the degree to which the presentation of the package will burn or earn the currency of network energy. The value can be a fixed amount or a rate.

xi. Is Earn or Burn a Rate Flag: A binary value (yes/no) indicating whether or not the value of the earn or burn field is a rate and accumulates with interaction.

xii. Additional Rating Earn (for rating content):

xiii. Loneliness Time Constant: A time value that specifies the interval over which a presentation package's neediness will return to a nominal value and beyond following its presentation.

xiv. Is Interruptive Flag: A binary value, i.e., "yes" or "no," indicating whether or not the presentation package can interrupt the normal flow of content on the device screen. Interruptive content may have the effect of replacing currently playing content on the screen before that content is finished.

xv. Can Be Mentor: A binary value, i.e., "yes" or "no," indicating whether or not the presentation package, when it is explicitly rated, can be used as a mentor for other content.

xvi. Is It a Question. Flag which converts rating actions to survey input.

3.A.1.a.2.c. Associations: Content associations are the third major part of the wrapper. Associations are used to compute the degree of similarity among content items.

In the content selection engine (server-side, to be discussed later), content item similarity is used for content selection. On the client scheduler, it can be used for automatic assignment of content items to arrangements.

The set of associations constitutes a model of the abstracted semantic structure of content items. Each association is modeled as a dimension for a given characteristic of content. Dimension can model either a unipolar association (e.g., movies), or a bipolar association (e.g., sedentary - active). There are two main types of associations: categories and properties. Neither categories nor properties alone provide a satisfactory model of the content relationships (as content is defined herein) that are needed to produce robust inductive inferences about user preferences. What is needed is a model that can represent both categories and properties in a way that permits inferences to be made from complex combinations of both.

Collectively, the content associations specify a set of semantic dimensions along which content items can be modeled. The dimensions describe an N-dimensional Euclidean space, where N is the number of dimensions. Each content item is assigned a value along each dimension, thus a given content item is represented by a point in the N-dimensional semantic space.

Values are assigned to dimensions on the basis of a subjective judgment that answers the question "to what degree is the category or feature that is represented by the dimension associated with the content item?" The "associated with" judgment subsumes all of the more specific types of relationships content items can have with each other. That is, the relationships such as: is, is a, is a type of, is a property of, has, has a, contains, and is contained in, among others are all included in the "associated with" assessment. Thus, the model provides a broad reach for computing similarity across complex inter-content relationships.

In the present technique inter-content item similarity is computed as a distance between the points occupied by each content item in the N-dimensional space. That is, the content association model defines a generic and fixed semantic structure that can be used to compute the similarity between any number of content items. This means that in

applying the content association model, the number of judgments to be made is fixed and independent of the number of content items being modeled. Mapping a content item to a point in the space always involves the assigning values to the same number of dimensions. Computing the distance between two content items always involves the same number of comparisons. This is accomplished by uncoupling the association dimensions from the content items themselves.

To sum up, the content association model meets the following needs and provides the following advantages. The content association model:

1. Is not category or feature specific, and provides a unified treatment of categories and properties as dimensions. This enables complex multidimensional relationships that cut across both categories and properties to be identified.
2. Incorporates a pre-defined, finite and stable number of judgments that are independent of the number of content items being modeled.
3. Defines an absolute (rather than a relative) semantic structure that is based on dimensions, rather than on a specific set of content items and their relationships
4. Employs "degree associated with" judgments the include all other specific relationships, thus, creating a greater reach by being able to establish relationships that cut across specific types of relationships.
5. Provides for gradations (fuzziness) in the assignment of the characteristic to content items.
6. Can include both unipolar and bipolar dimensions
7. Can be used to assess similarity in a computationally efficient way.

A set of association dimensions is listed below separated into groups. The content association model is not limited to these specific associations or the specific number of dimensions.

Category Associations include:

Media associations include: movies, TV, music, radio, books, magazines, periodicals, live performances, telecommunications, Internet, and WWW.

Music genre associations include: classic, pop, rock, country/western, jazz, and edge.

Restaurant genre associations include: fast food, seafood, bistro/café, barbeque, and deli.

Other genre associations include: drama, comedy, action, horror, sci-fi, fantasy, documentary.

Recreation and activity associations include: sports, games, food, beverages, cars, motorcycles, boats, shopping, travel, and sightseeing.

Participatory activities associations include: games, general sports, winter sports, water sports, bicycling, roller blading, and skate boarding.

Lifestyle associations include: lifestyle, advice, clothes, fashion, beauty, dating, romance, fitness, and health.

Gender associations include: masculine and feminine.

Education associations include: school, education, government, culture, and religion.

Work associations include: jobs and public service.

Content type associations include: message, game, entertainment item (includes visual and musical), interface skins and other similar types of things, event announcement, offer, advertisement, review, data (e.g., weather, sports scores, stock quotes), question, geo notice, general news, service provider message, and personal account information (from service provider or other e-commerce entity).

Ethnic associations include: American, Cajun, British, French, Italian, Mexican, Spanish, Caribbean, Indian, Greek, German, Chinese, Japanese, African, Middle-Eastern,

Property associations include:

Emotional associations include: violence, sexual, tragedy, romance, serious, and fun.

Spatial associations include: local, urban, and rural.

Temporal associations include: near-term, one-time, repetitive, brief, and time-consuming.

Activity associations include: sedentary and active.

Cognitive associations include: popular and intellectual.

Social associations include: solitary and shared.

Other associations include: classiness, inside, outside, quiet, loud, functional, and artistic.

Interactive associations include: fixed, mobile, and interactiveness.

Physical associations include: physical and virtual.

3.A.1.b. Data (Content item): Content items are the element (or form) of content that contains the information that is visually and/or audibly presented to users. Content items may exist in many digital forms. They may exist as a movie in a presentation format such as a Macromedia Flash or Apple QuickTime, or they may exist as a still JPEG or GIF graphic image. Content items may also exist as textual or graphical information that must be combined with one or more additional content items for presentation, such as an XML file that requires a Macromedia Flash movie to act as a template that parses in the XML data and presents it in a Macromedia Flash player.

As mentioned above, content items may exist in many digital forms. Macromedia Flash is an optimum format with which to deliver maximum value to all of the users of network 11. Macromedia Flash is a complete solution incorporating:

1. A compact, space-efficient file format that is well matched to current wireless data network capacities;
2. An interactive user presentation based on a time-based animation format;
3. A file format that can contain a large number of rich vector and raster image formats like JPEG and GIF, and a number of audio formats like MP3 and WAV;
4. A small and highly efficient graphics rendering engine well matched to current handheld device capabilities;
5. An object-based procedural scripting language; and
6. A complete set of authoring tools.

While Macromedia Flash is a complete solution, other language and data formats may be used. Other language formats include but are not limited to HTML, DHTML, CHTML, WML and Apple QuickTime. Other data formats include, but are not limited to plain text, MP3, WAV, MIDI, JPEG, GIF and PNG.

3.A.2. Routing: Content items can be created and injected into the network from a variety of origins and need to be distributed to various destinations in the network. Routing is the process of efficiently and intelligently directing content items from their point of origin in the network to their appropriate destinations. Content items are routed in two basic ways.

Destination-specific routing is used to direct a content item to one or more specifically identified destinations. This method is used when specific destinations in the networks are known.

Self-routing is used to direct a content item to all destinations (i.e., users) that the system predicts will need or want the content item. No specific destinations are targeted.

These predictions are formed in the process of making probabilistic content selections for individual users using several types of information about the content items, content item interrelationships, and users.

See Section 6 below for a more complete discussion of routing mechanisms.

3.A.2.a. Specifically routed: Messages with a destination, such as content targeting a certain/specific place, but if a broadcast channel exists, it might be done a different way.

3.A.2.b. Self routed: Content Similarity is concerned with what it means for two pieces of content to be similar to each other, and why it is necessary to know this. This refers to how similar the wrapper context sensitivities are, not the actual content. There may be a need to probe more deeply into the actual data part of the content (when it is text) for certain similarity computations (beyond searching).

The present invention uses the content similarity in two applications: finding content "mentors" and self-organizing grouping.

In finding mentors is identifying specifically rated content that the user is likely to have a similar opinion about. Of course, this process can never be exact, but it does not have to be, it need only represent some first order approximation to a level of similarity.

The present invention limits what is compared to four categories:

1. The basic type of wrapper (game, offer, IM, question, etc.) (match or no match).
2. Who the originator of the content is (match or no match).
3. Location / time cylinder proximity (this is a value).
4. Content Associations (this is a Euclidean distance between all 96 dimensions of associations).

The routines should be set up to filter the parameters that participate in the similarity calculation (e.g., "similar in what way?"). For the first three listed above, this is just use/do not use, for the associations, it is a mask for each association.

When selecting mentors, Content Associations are the primary mechanism, with location / time being secondarily used

For grouping calculations, initially all factors are taken into consideration, but user actions can modify which fields are used for similarity testing i.e., adding something to an arrangement identifies what is the differences that don't matter - removing a something from a tree identifies fields where similarity is apparently not significant.

The similarity calculations are straightforward equality checks for the type of wrapper and originator of content. The location/time cylinder comparisons are relatively simple distance calculations returning a distance and an intersection flag. The content association calculations appear more complex, but are really just simple distance calculations done in an efficient way using bit-wise math.

3.A.3. Auto-updateable. This section is explained below.

3.A.3.a. Subscriptions. This topic is explained below.

3.B. Context: Context influences the delivery and presentation of content to a user. A variety of factors, circumstances and conditions describe the current context and affect the probability of content delivery and presentation.

Context is maintained on the client device through various mechanisms that obtain and store context state information including but not limited to time, location, named places (time/space cylinders) and user preferences (ratings). Different aspects of context influence content delivery and presentation in different ways. These aspects include, but are not limited to 1) device context such as battery level and network connection status, 2) objective context such as time, location, user identity and account balance, 3) subjective context such as active user interaction and PG-rating filter, and 4) preference context such as content ratings.

Context may include, but is not limited to:

3.B.1. Device context

- a. Is it connected to network?
- b. Is it connected to computer?

- c. Is it battery powered?
- d. Is location known?
- e. Is pipe fat?
- f. Is screen active?
- g. Is front light on?
- h. Is headphone in?
- i. What is the battery level?
- j. What is the network connection status?
- k. Where GPS status ?
- l. What is the state of the input devices?
- m. Is the expansion slot full?
- n. What is the user currently doing?
- o. Is a phone call in progress?

3.B.2. Objective context

a. Location (GPS):

1. The location-aware feature of the present invention allows the device to determine its geographical location at all times. This location information can be used by the habit modeling software on the device and it may be transmitted by the user to other users on network 11 so that the other users may maintain awareness of the location of the transmitting user. The preferred location-aware system is a conventional GPS that will be adapted such that the user may assign colloquial names, or aliases, to actual locations to maintain privacy and security when the user's location is transmitted to other users on network 11.

2. An alternate location-aware system works in conjunction with the preferred GPS system when signals from the GPS system are weak or masked by geological features. A current alternate system uses the location of towers T1, T2, and TN and signal triangulation to supplement the GPS system. If a user is communicating over a specific tower T1, T2, or TN, and the GPS system loses location awareness, network 11 will monitor which tower T1, T2, or TN is being used. It may be possible to regain the device's approximate location through signal triangulation. Such approximate location information may be used until the GPS system regains location awareness. Recorded changes in the tower being used, made before the GPS system regains location awareness, indicate to network 11 that the user's location has changed. Location changes that are recorded due to tower changes are not assigned as much weight or reliability as location changes recorded by the GPS system. Thus, the confidence placed by network 11 in the device's actual location may be affected by the method in which the location awareness information is obtained.

3. It should be understood that the location-aware system may also work simply with the location information from individual towers T1, T2, or TN.

b. Current space-time cylinder: According to the present invention, the range of GPS positions associated with the particular generalized location identifiers described above are modeled on the following:

1. A two dimensional polygon space;
2. A three dimensional polygon space;
3. A circle;
4. A cylinder;
5. A combinations of shapes;
6. Clustered circle shapes; and/or
7. Clustered cylindrical shapes.

c. Named location category:

1. As regions and/or time ranges are named by the user, they may be categorized into general categories such as home, school, work, etc. In this situation, the generalized location identifiers include at least user-defined general location identifiers. This location category is made available as another element of the current context which, when interacting with a matching contextual sensitivity in a digital content wrapper can influence the probability of the presentation of content in the stream.

As mentioned above, network 11 manages user location information as "fuzzy" data. In other words, network 11 does not identify the user's location in terms of raw GPS data, such as longitude and latitude, but instead manages data based upon colloquial names for the locations. For example, the designators "home," "school," "mall," "work place," "restaurant A," "restaurant B," "game arcade" may be utilized in lieu of precise GPS data. This is necessary in order to preserve the privacy of the user and to minimize safety issues relating to the precise location of users, particularly adolescents. In contrast, however, the non-adolescent entities that are members of network 11 or commercially affiliated with network 11 may, in fact, be unconcerned about the privacy and security issues related to the precise or exact location of their places of operation. For example, a video game arcade and the restaurants which are identified as places frequented by a particular user may have a precisely known location within a database on network 11.

The utilization of fuzzy data to identify user location is one means of diminishing the communication bandwidth requirements of the network 11. Another means of achieving bandwidth efficiency comes from not continuously transmitting the user's geographic location. For the present invention, there is little or no need to constantly transmit the user's GPS location, either in fuzzy form or raw data. The location of the user is only transmitted to network 11 when the user changes location. In the preferred embodiment, each time the user identifies a particular location with an alias or colloquial name, network 11 assigns and associates a selected geographic region around that particular location to the alias or colloquial name. For example, if the user goes to her work place and, while

radius will also be considered by network 11 as "work." In this manner, the user is free to move about at her work place without triggering transmissions her GPS location to network 11.

Also, in order to maximize privacy and security for adolescent users, the timing and manner in which location-aware wireless communication appliances D1, D2, D3, D4, and D5 communicate their location to network 11 is largely under the control of the user. In other words, location-aware wireless communication appliances D1, D2, D3, D4, and D5 will not automatically and periodically announce their location in network 11. Location-aware wireless communication appliances D1, D2, D3, D4, and D5 will announce their location to network 11 when, and if, the individual user desires to establish an "on" status for use by network 11 and receipt of network traffic.

Figure 1F is a simplified pictorial representation of how network 11 of the preferred embodiment of the present invention manages location data in a "fuzzy" management style. Figure 1F depicts a metropolitan region 201 which is serviced in general by a plurality of wireless communication towers, including towers 203, 205, 207, 209 and 211. Each tower 203, 205, 207, 209 and 211 is adapted to serve a particular service region, including service regions 213, 215, 217, 219, and 221. In other words, the communication capabilities of towers 203, 205, 207, 209 and 211 is designed in order to provide good coverage over a pre-determined service region within metropolitan region 201. In the aggregate, towers 203, 205, 207, 209, 211 provide widespread coverage throughout metropolitan region 201. If a user is traveling across the metropolitan region 201, towers 203, 205, 207, 209 and 211 will "hand off" communication tasks as the user approaches the outer boundaries of service regions 213, 215, 217, 219, and 221. Preferably, towers 203, 205, 207, 209 and 211 are located within metropolitan region 201 such that the outer boundaries of service regions 213, 215, 217, 219, and 221 overlap by a small amount, thereby ensuring continuous and complete communication coverage throughout metropolitan region 201.

Within each service region 213, 215, 217, 219, and 221, there may be a plurality of favorite locations which have been so designated by a particular user. Additionally, within

affiliates who advertise particular goods and services over network 11. Such network affiliates may be either non-profit or for-profit entities. The network affiliates may also generate consumable digital content and provide such digital content to network 11 and all or selected users of network 11 for consumption. This digital content may be provided for a fee, at no charge in the manner of "shareware" digital content, or in the manner of conventional broadcast communications, such as radio, television, or satellite.

In the view of Figure 1F, service region 213 includes two favorite locations selectively identified by an exemplary user, namely, favorite locations 225 and 227. Favorite locations 225 and 227 are identified within network 11 by selected colloquial designations provided by the user. A plurality of network affiliates are also located within service region 213, including network affiliates 253, 255, 257, 259, and 261. Service region 213 is serviced by wireless communication tower 203. If the user is within service region 213, and has established an "on" status, network 11 will "know" that the user is located within the coverage range of tower 203, and thus, located within region 213. Accordingly, network 11 will preferentially direct communications, digital content, and other network traffic, particularly from favorite locations 225 and 227, which are specific to service region 213 to the user.

Continuing with the example of Figure 1F, the same applies for service region 215 which is serviced by wireless communication tower 205. In service region 215, the user has marked two favorite locations, namely favorite locations 229 and 231. Favorite locations 229 and 231 are identified within network 11 by selected colloquial designations provided by the user. A plurality of network affiliates are preferably located within region 215, including network affiliates 263, 265, 267, 269, 271, 273, and 278. If the user engages network 11 while within service region 215, the wireless communication will be conducted through tower 205. Accordingly, network 11 will "know" that the user is located within region 215. Network 11 may then preferentially direct communications, digital content, and other network traffic which are relevant to service region 215 to the user.

Continuing with the example, the same is true for service region 217. Service region 217 is serviced by wireless communication tower 207. The user has selectively

235, and 237. Favorite locations 233, 235, and 237 are identified within network 11 by selected colloquial designations provided by the user. Additionally, there is preferably a plurality of network affiliates located within service region 207, including network affiliates 275, 277, 279, 281, 283, 285, 287, 289, and 291, all of which provide various goods, services, or digital content. When the user engages network 11 within service region 217, network 11 will "know" that the user is located within service region 217, and may then preferentially direct digital content, messages, and advertisements that are relevant to service region 217 to the user.

Continuing with the example of Figure 1F, service region 219 is serviced by wireless communication tower 209. The user has selectively identified a plurality of favorite locations within service region 219, including favorite locations 239, 241, 243, and 245. Favorite locations 239, 241, 243, and 245 are identified within network 11 by selected colloquial designations provided by the user. Additionally, there is preferably a plurality of network affiliates located within service region 219, including network affiliates 293, 295, 297, 299, 301, 303, 305, 307, 309, 311, 313, 315, and 317. When the user engages network 11 while located within service region 219, wireless communication will be established via tower 209. Accordingly, network 11 will "know" that the user is located within region 219. With this information, network 11 may preferentially direct communications, messages, and digital content, particularly from favorite locations 239, 241, 243, and 245, and other network affiliates located within region 219 to the user.

Continuing with the example of Figure 1F, service region 221 is serviced by wireless communication tower 211. There is a plurality of favorite locations selectively identified by the user that are located within service region 221, including favorite locations 247, 249, and 251. Favorite locations 247, 249, and 251 are identified within network 11 by selected colloquial designations provided by the user. Additionally, there is preferably a plurality of network affiliates located within service region 221, including network affiliates 319, 321, 325, 327, 329, and 331. If the user is within service region 221, and has established an "on" status, network 11 will "know" the user is within service region 221. Accordingly, network 11 may preferentially direct digital content, messages, and advertisements that are relevant to service region 221 to the user.

In accordance with the preferred embodiment of the present invention, favorite locations 225, 227, 229, 231, 233, 235, 237, 239, 241, 243, 245, 247, 249, and 251 within metropolitan region 201 are identified through user decision and user action by the particular user. Some of favorite locations 225, 227, 229, 231, 233, 235, 237, 239, 241, 243, 245, 247, 249, and 251 represent places which are personal to the user and which have no precisely known location within network 11. For example, a relative's house may be known to network 11 only by a colloquial designation, such as "Aunt Jane's house." Additionally, the user's home may also be known only colloquially within network 11 as "home;" however, the true location, including GPS location and street address, for "home" may be known at some secure level within network 11, in order to guard the privacy and to ensure the safety of the user. For example, the address of "home" may be known by network 11 for billing and other communication purposes only. Some favorite places, such as "Aunt Jane's house," may never have a known precise location, so far as network 11 is concerned. However, network 11 will "know" what region "Aunt Jane's house" is in, merely by knowing the identity of the wireless communication tower 203, 205, 207, 209, or 211 that services the user when he or she is at "Aunt Jane's house."

The example of Figure 1F can be considered more fully in combination with the exemplary data arrays depicted in the tables of Figures 1G (1 of 5) through 1G (5 of 5). Figures 1G (1 of 5) through 1G (5 of 5) are simplified representations of the relationships between towers 203, 205, 207, 209, and 211; service regions 213, 215, 217, 219, and 221; favorite locations 225, 227, 229, 231, 233, 235, 237, 239, 241, 243, 245, 247, 249, and 251; and network affiliates 319, 321, 325, 327, 329, and 331. Figure 1G (1 of 5) represents tower 203 and service region 213. As is shown, service regions 215 and 221 are listed as adjoining service regions. Network 11 knows that adjoining service regions 215 and 221 are adjacent to region 213. As shown in the table, favorite places 225 and 227 have been colloquially identified by the user over time as Riding Stables 225 and Water Park 227, respectively. Some favorite locations may also be network affiliates; therefore, their precise GPS location and street address may be known to network 11. However, if a favorite location 225 or 227 is not yet a network affiliate, its precise GPS location and street address may not be known to network 11. Riding Stables 225 and

locations and/or activities of the user. As shown in the next column of the table, a plurality of network affiliates 253, 255, 257, 259, and 261 are known by network 11 as Game Arcade 253, Video Store 255, Taco Stand 257, Book Store 259, and Riding Supply Store 261, respectively. Because these entities are network affiliates of network 11, their precise GPS location and street address are known to network 11. When the user is within region 213 and communicating with network 11 via tower 203, Game Arcade 253, Video Store 255, Taco Stand 257, Book Store 259, and Riding Supply Store 261, may have their advertisements, communications, and/or digital content preferentially directed or routed to the user's location-aware wireless communication appliance, such as appliance D1.

As will be discussed in much greater detail below, the user determines the types of messages, advertisements, and digital content that are pulled from network 11 and transmitted to the user's appliance D1. These preferences or desires may be determined by appliance D1 and network 11 through analysis of the user's behavior and activities, or through direct questioning or interaction with the user. In the current example, since the user obviously enjoys riding stables and water parks, advertisements, communications, and/or digital content originating by, through, or from Riding Supply Store 261 may be preferentially pulled from network 11 and transmitted to the user's appliance D1. Because network 11 knows, if alerted, that the user is within the communication range of tower 203, network 11 may preferentially direct such communications from Riding Supply Store 261 to the user upon the assumption that communications and advertisements made while the user is within proximity to Riding Supply Store 261 may be more effective than communications and advertisements communicated when the user is located in a region of metropolitan region 201 that is remote from Riding Supply Store 261.

As an additional example, through the extensive profiling of the user, network 11 may "know" that the user has little or no interest in video games. Accordingly, communications and advertisements from Game Arcade 253 may be blocked or barred from communication to that particular user. In the preferred embodiment of the present invention, as will be discussed in much greater detail below, there is always some possibility that communications relating to subject matters outside known interests of the

user will be communicated to the user. However, network 11 includes a probabilistic modeling system for determining which communications or digital content more closely fit the user profile. Based on this probabilistic modeling system, appliance D1 determines which communications to pull from network 11 and transmit to the user. Accordingly, there is a higher probability of relevant communications occurring and a lower probability of less relevant communications occurring.

It is also important to note that if the user has established an "on" status, network 11 is aware of the service region in which the user is located and all adjoining service regions. In this manner, network 11 is capable of monitoring travel across service regions 213, 215, 217, 219, and 221, and may make sophisticated analyses of such travel based upon location, time, and changes in location and time, in order to infer action or purpose. These attributes will be discussed in greater detail below.

Continuing with the example, Figure 1G (2 of 5) represents tower 205 and service region 215. As is shown, service regions 213, 217, and 221 are listed as adjoining service regions. Network 11 "knows" that adjoining service regions 213, 217, and 221 are adjacent to service region 215. As shown in the table, favorite places 229, 231, and 233 have been colloquially identified by the user over time as Aunt Jane's House 229, Linear Park 231, and Pottery Supply Store 227, respectively. Of course, as the user utilizes appliance D1, the user is unaware of which tower covers which service regions. Consequently, the user is unaware of the groupings of favorite places made by network 11, as they correspond to tower identification, tower coverage, and service region identification.

As is shown in this example, a plurality of network affiliates 263, 265, 267, 269, 271, 273, and 278 reside within service region 215 and are known by network 11 as 24-Hour Gym 263, Ice Skating Rink 265, Sporting Goods Superstore 267, Prom Dress Shop 269, Belgian Chocolate Store 271, Pet Store 273, and Model Train Store 278, respectively. Network 11 may be entirely unaware of the actual location of Aunt Jane's House 229, Linear Park 231, or Pottery Supply Store 233; however, network 11 will know that Aunt Jane's House 229, Linear Park 231, and Pottery Supply Store 233 are located

true because appliance D1 will not broadcast raw GPS position data to network 11. Instead, appliance D1 will transmit, if permitted, that the user is located in a favorite place known as Linear Park 231. On the other hand, network 11 may be aware of the precise GPS data and street address location for Pottery Supply Store 233, especially if Pottery Supply Store 233 is a network affiliate. When network 11 is aware that the user is located within service region 215 and communicating with network 11 via tower 205, communications from network affiliates 24-Hour Gym 263, Ice Skating Rink 265, Sporting Goods Superstore 267, Prom Dress Shop 269, Belgian Chocolate Store 271, Pet Store 273, and Model Train Store 278 may have their advertisements, communications, and/or digital content preferentially directed or routed to the user's appliance D1. However, such transmission of digital content will depend upon the user profile and user preferences which have been established through prolonged interaction between the user and network 11. Accordingly, network 11 may attach a low probability of communicating a digital message from Model Train Store 278 based upon what network 11 has determined about the user's preferences. However, if network 11 has determined that the user is an animal lover, network 11 may attach a high probability to messages which originate from Pet Store 273.

Based upon derived or inferred information about user preferences, or upon selections made by the user, the digital content transmitted to the user's appliance D1 via tower 205 may be entirely different from the digital content being simultaneously transmitted to other users located within the same service region 215. For example, a second user who has a high interest in ice skating may receive digital communications from Ice Skating Rink 265; a third user interested in fitness may receive digital content from 24-Hour Gym 263; and a fourth user known to be a female senior in high school may receive communications from Prom Dress Shop 269. Based upon a network assumption that individuals interested in fitness may not be interested in high calorie, luxury foods, such as Belgian chocolate, there may be a high probability that the third user will receive digital content from 24-Hour Gym 263, but a low probability that the third user will receive digital content from Belgian Chocolate Store 271.

Continuing with the example, Figure 1G (3 of 5) represents tower 207 and service region 217. As is shown, service regions 215, 219, and 221 are listed as adjoining service regions. Network 11 "knows" that adjoining service regions 215, 219, and 221 are adjacent to service region 217. As is shown in the table, favorite places 235 and 237 have been colloquially identified by the user over time as Candy's House 235 and Resale Boutique 237. Network 11 may not know the precise GPS and/or address location for Candy's House 235. However, network 11 does know that Candy's House 235 is located within service region 217 which is served by wireless communication tower 207. In fact, there may be no reason for network 11 to ever know the exact location of Candy's House 235. If Resale Boutique 237 is a network affiliate of network 11, the exact GPS and/or address location for Resale Boutique 237 may be known by network 11. However, if Resale Boutique 237 is not a network affiliate, network 11 may never know the precise GPS data or address location for Resale Boutique 237.

In this example, a plurality of network affiliates 275, 277, 279, 281, 283, 285, 287, 289, and 291 reside within located within region 217, and are known by network 11 to be Corn Maze 275, Aquarium 277, Museum 279, I-Max Theatre 281, Movie Theatre 283, Laser Tag Facility 285, Pizza Place 287, Zoo 289 and Public Library 291. When a user is located within service region 217, network 11 may preferentially broadcast digital messages from one or more network affiliates 275, 277, 279, 281, 283, 285, 287, 289, or 291 based upon the known, derived, or inferred preferences of the particular user. As stated before, there is always some probability that any particular message will be broadcast to a particular user; however, the probabilistic modeling system weights digital content for reception or transmission of digital content to a particular user based upon the derived, inferred, or obtained preferences of that particular user. Accordingly, if the user is known to be an animal lover, messages from Zoo 289 have a higher probability of being viewed by that user. Messages from Laser Tag Facility 287 or Museum 279 may have a low probability of either reception or transmission based upon the then-known user profiles and/or preferences.

Continuing with the example, Figure 1G (4 of 5) represents tower 209 and service region 219. As is shown, service regions 217 and 221 are listed as adjoining service

regions. Network 11 "knows" that adjoining service regions 217 and 221 are adjacent to service region 219. Through previous interaction with network 11, the user has identified favorite places 239, 241, 243, and 245 as Home 239, School 241, Work 243, and Suzy's House 245. Network 11 may or may not know the precise GPS data and/or street address for these favorite places. However, network 11 knows that these places are located within region 219 and serviced by tower 209. When the user interacts with network 11 from Home 239, appliance D1 communicates to network 11 that the user is located at Home 239. Network 11 does not know the precise location of Home 239. However, for purposes of billing and perhaps parental contact information, some portions of network 11 may be aware of the location of Home 239. Similarly, when the user is located at School 241 and engages with network 11, appliance D1 communicates to network 11 that the user is located at School 241. If the user is located at Work 243 and an "on" status has been established, appliance D1 will communicate to network 11 that the user is located at Work 243. Network 11 may never know the exact GPS data or address location for Work 243, but network 11 "knows" when the user is interacting with network 11 and is located at the unknown GPS location which corresponds in the database to Work 243. Likewise, when the user is located at Suzy's House 245, and interacts with network 11, appliance D1 communicates to network 11 that the user is located at Suzy's House 245, even though network 11 may not know where Suzy's House 245 is actually located within region 219. When the user is located within region 219, appliance D1 may preferentially direct digital content to be transmitted from network 11 to appliance D1 based upon the derived, inferred, or known user preferences. In the current example, network affiliates 293, 295, 297, 299, 301, 303, 305, 307, 309, 311, 313, 315, and 317 are known by network 11 as Mall #1 293, Mall #2 295, Chinese Food Restaurant 297, K-Mart 299, Target 301, Record Store 303, Batting Cages 305, Golf Driving Range 307, Computer Superstore 309, Boy's Club 311, Church #1 313, Restaurant #14 315, and Bicycle Shop 317. In accordance with the preferred implementation of the present invention, one or more digital messages may be directed to the user when she is within region 219 based upon inferred, derived, or known preferences. However, the means for determining whether a particular digital message is offered for presentation to a particular user at a particular time is a probabilistic modeling system governed by constrained

random variation, whereby the probabilities of offering digital messages for presentation vary on a message-by-message basis. In other words, the probabilistic modeling system does not randomly select from a group of digital messages, each having an equal probability of being offered for presentation. Therefore, it is possible for the user to receive digital content relating to certain subject matter that is entirely outside of, or contrary to, his current user profile. Additionally, certain digital content will be transmitted to appliance D1 based upon location information alone. For example, the fact that the user is within service region 219 may mandate that certain particular digital content be transmitted to and received by appliance D1.

Continuing with the example, Figure 1G (5 of 5) represents tower 211 and service region 221. As is shown, service regions 213, 215, 217, and 219 are listed as adjoining service regions. Network 11 "knows" that adjoining service regions 213, 215, 217, and 219 are adjacent to service region 221. As is shown in the table, favorite places 247, 249, and 251 have been colloquially identified by the user over time as Uncle Clay's House 247, The Gap 249, and Grandmother's House 251. Network 11 may never "know" the exact GPS data and/or street address for Uncle Clay's House 247 and Grandmother's House 251. However, network 11 does know that these favorite places are located within service region 221 and serviced by tower 211. Additionally, network 11 may know the precise GPS data and street address for The Gap 249, especially if The Gap 249 is a network affiliate. As is shown, a plurality of network affiliates 319, 321, 323, 325, 327, and 329 are known by network 11 as Metro Stop 319, Starbucks 321, Bowling Alley 323, Antique Mall 325, Tennis Facility 327, and Car Stereo Superstore 329. In accordance with the preferred implementation of the present invention, digital content or messages from Metro Stop 319, Starbucks 321, Bowling Alley 323, Antique Mall 325, Tennis Facility 327, Car Stereo Superstore 329, and other network affiliates located within service region 221 may be preferentially transmitted to the user when the user is located within region 221, based upon the theory that the user is more likely to act upon an offer of goods or services if she is physically located near the network affiliate that is making the offer. As stated previously, the user has primary control over which digital content is transmitted to appliance D1 by providing network 11 with user profile and preferences information

transmit to appliance D1 through manipulation of the derived, inferred, and known preferences provided by the user. In addition, network 11 may transmit certain digital content to the user or to appliance D1 determined in part by the physical location of the user. Thus, although the user is primarily in control of the digital content that will likely be transmitted to appliance D1, there is some probability that the user will receive digital content for material outside or contrary to the user's known preferences.

2. According to the present invention, the range of GPS locations associated with the generalized location identifiers explained above may be automatically altered over time in response to any one of the following:

- a. additional express input of users in response to queries posed by network 11;
- b. actions of the users, such as renaming a location that is in conflict with a prior designation or alias; or
- c. actions taken by the users in changing any of the status items of their communication appliances.

3. It should be understood that the generalized location identifiers explained above may simply be provided by network 11 as opposed to being provided by the user.

d. User identity

- 1. User ID
- 2. First name
- 3. Last name
- 4. Demographics
 - a. Age
 - b. Gender

e. Current balances: Each and every content item is accompanied by a plurality of revenue/expense data elements representing values such as revenue/expense of acquisition of the content item, revenue/expense to deliver the content item over various channels, revenue/expense for user to view the content item, and revenue/expense to interact with the content item. By keeping this information with the content item, rather than just an identifier like a product code, the system can make decisions asynchronously and under circumstances when access to a database may be available.

Bookkeeping operations are performed at every stage of the transport of the content item and balances are maintained in these stages. These account balances are used influence the delivery probabilities of this content item.

Because the plurality of revenue/expense data associated with each content item can represent revenue for the user, merchants can set up campaigns that reward or debit users for certain behaviors, interactions, or transactions. For example, a content item which has a certain location contextual sensitivity could reward a user if they approach a physical storefront. Also, another content item representing a digital coupon upon interaction could debit a users account.

This topic is also discussed below with regard to Network Energy in Section 13.

3.B.3. Objective context - Altered (Virtual locations)

By altering the objective context of the device, the user can influence the delivery and presentation of content. By changing the location context used by the content delivery and routing mechanisms, the user may enable a form of virtual travel known as "virtual tourism" in which the user may choose to receive digital content as if he or she were actually located in a different geographic location. This change in apparent location will cause a subsequent change in the content presented, showing content with contextual sensitivities appropriate for locations nearer the altered location.

3.B.3.a. Geographic Location: The known geographical position of the device may be altered by intercepting the data from the geographical positioning mechanism and

either altering the position by a known offset or by generating or manually entering a new device position. This enables the rapid relocation or "jumping" between virtual locations.

3.B.3.b. Named locations: By naming a geographical location, a user is able to later manually specify this named location, thereby changing the location context and influencing the delivery and presentation of content relevant to the previously named location. This enables the rapid relocation or "jumping" between virtual locations.

3.B.3.c. Grouped Geographic Locations: In accordance with the present invention, one or more remote geographical locations may be combined into a single "morphed" virtual space. For example, the network space for New Orleans, Louisiana may be combined with the network space for Dallas, Texas. This morphed space creates a "sister" city metaphor, allowing content relevant to more than one location context to be delivered simultaneously. The remote geographical locations may either be specified by geographical position or by named locations.

3.B.3.e. Unique Virtual Locations: In accordance with the present invention, a user or a group of users may adopt a remote virtual space as a common virtual meeting space, and thus engage in community building. The virtual locations may be used as private spaces which are unknown to those not familiar with them. User generated content may be associated with this space so that the content becomes relevant when a user enters this virtual location. See also "STICKY-NOTES COMMUNITY COMMUNICATION" and "DIGITAL GRAFITTI".

3.B.4. Subjective context

3.B.4.a. PG-rating filter: As has been stated above, in the preferred embodiment of the present invention, a high value has been placed upon user privacy. This means that user privacy preferences will predominate over the compilation of other information, including biographic data, cultural data, demographic data, and preferences information, for individual users. Additionally, user privacy settings will predominate over the goals of network 11 of presenting particular digital content to particular users. In other words, a user, or more commonly, a user's parent, may block certain types of digital content from

over the goal of network 11 to offer for presentation particular types of digital content to the users of appliances 351 and 357. Certainly, the user privacy preferences for the identification of his or her current location, in fuzzy terms, predominates over the goals of network 11 to know the location of the user.

It is important to note that a privacy block is different from a user preference. In a privacy block, there is a complete and absolute block on the subject digital content, and appliances 351 and 357 will not display such digital content. In other words, there is a zero percent probability that the communication will be displayed. On the other hand, a user preference, such as food preferences F1, F2, and F3, entertainment preferences E1, E2, and E3, and relationship preferences R1, R2, and R3, are determined primarily from each user's interaction with appliances 351 and 357, which includes the user's responses to inquiries, the user's trust relationship to other users, and/or inferences made by network 11. Such interaction is the primary source of contextual user profiles 411 and 417. Privacy blocks deals with blocking or filtering particular digital content, and user preferences deal with the ability of a user to aggressively seek out certain types of digital content based upon compiled user preferences. The former can be considered a digital filter, and the latter can be considered to be a digital accelerator.

3.B.4.b. Current named Place-time.

3.B.4.c. User absorption rate.

3.B.4.d. User thriftiness.

3.B.4.e. Mood.

3.B.5. Preference: For example, how well the user liked the content before, i.e. ratings.

a) Locally resident ratings

3.C. Rating: In accordance with the present invention, many novel and interesting applications and network functions are made possible through a data processing implemented profiling of individual user's preferences with regard to content items. A

user's preference profile to content is represented by ratings that are assigned to content items with respect to each user. That is, the rating assigned to content items will vary across different users. Ratable content includes, but is not limited to, games, movies, music, images, ads, offers, news, events, user-created messages, and representations of people. Ratings represent the favorableness and utility of content items to each user.

Ratings enable the network platform to tune the selection and scheduling of content to each individual user's likes and needs. The meta-data provided in the wrapper is used to determine the similarity among content items. The tuning involves preferred selection of content items that are similar to other content items that are favorably rated. See Sections 3.D, 6.B.2, and 8.A, for further details on the influence of ratings on content selection and scheduling. See Section 8.F for a more detailed discussion of rating mechanisms and techniques.

3.D. Content Selection: The goal of delivering the right content items to the right people under the right circumstances can be implemented by either a single or dual stage process.

The preferred method provides enhanced user privacy and system scalability by implementation in two asynchronous stages. The first stage occurs on the server at the network operation center and performs gross content item candidate selection, while the final presentation decisions are made on the client. A feedback loop from the client to the server returns content item rating information.

3.D.1. Gross - Big scheduler (content selection engine): The goal of this stage is to select candidate payloads for delivery to the client. As content ages, expires, or is poorly rated, and as new content is introduced into the network as a whole, or the user's home location changes the client must be replenished with new content items. Such payloads are often delivered to the client when the device is cradled or during off-peak communication times.

This stage is running asynchronously, as server capacity allows, always keeping a list of candidate content for a specific client. When the client is able to accept new

prioritized purge-ability, and their content-type blend, are examined and an optimal subset of the candidate list is transferred to the client. The candidate selection process is probabilistic, blending new content varieties with known preferences, and is based on historic ratings of content of this user and those users he selected as having similar tastes. This historic content's wrappers and ratings include information about content categories, features, and time and space relevancies.

3.D.2. Fine - Little scheduler: This stage operates on the payload of candidate content held within the client, refining precisely if or when the content is presented based on the user's context. If the content is presented and explicit or implicit user rating of the content can be acquired, this information is delivered back to the first stage.

The mechanism is again probabilistic, using the interaction of the content's contextual sensitivities with the current context to set probabilities of presentation.

3.E. Awareness: Awareness encompasses a wide range of different types of information, but in general, awareness is defined as these types of information that are delivered and presented based on context, as is defined in section 1. This includes, but is not limited to friends, events, processes, news, and merchant offers and many of the types of information listed in section 2 that provide value to users.

There are four general categories of awareness that the network and user interface are capable of supporting.

1. Awareness of what is close to and happening around a user at the present time. For example, awareness of the nearest automated teller machine or coffee shop, and awareness of a special offer at a favorite nearby restaurant delivered to the user near lunchtime.

2. Awareness of things that will happen or become effective at various times in the future. For example, awareness of an upcoming concert or soon to be released movie, awareness of invitations to parties or meetings, and awareness of new products.

3. Awareness about things that are of interest and that are happening now, but that

baseball game, awareness of stock quotes, awareness of a package delivery, and awareness of the location of friends.

4. Awareness of state and status of user activities and the system. For example, awareness of received messages, awareness of an incoming call, awareness of pending work such as an unfinished instant message, awareness of the status of a sent message, awareness of current location, awareness of remaining battery capacity and awareness of network connection status.

Awareness may be presented at the user's focus, it may reside in the user's peripheral vision, and/or it may be interruptive and require immediate user attention. The user interface provides constructs for presentation of awareness items as appropriate. Examples of awareness presented in the user's focus include, but are not limited to news articles and the reading of an instant message that was recently received. Examples of awareness presented in the user's peripheral vision include, but are not limited to other user locations, the time and the network connection status. Examples of interruptive awareness include, but are not limited to a low battery, a lost network connection, an incoming instant message or an incoming phone call.

1. Specific items

a) In arrangements

b) User chosen

(1) Other user's location

2. Situational awareness - Stream:

a) Focal point of relevant new information

b) Heterogeneous

(1) Messages

(2) Breaking news

- (3) Entertainment
- (4) Commercial opportunities
- (5) Warnings
- (6) Device alerts
- c) System-initiated (scheduler)
- d) Continuous
- e) Sequential
- f) Contextually relevant
- h) Ratable
- i) Scheduled from local and server data stores

3.F. Arrangements

3.F.1. Organizational tool: An arrangement is a user interface construct for organizing content items for presentation to a user. An arrangement is an assemblage of zero or more content items that are collected, then spatially and/or temporally organized for presentation.

3.F.2. Content Item Membership is Non-exclusive: Arrangements offer users great flexibility in constructing an awareness environment that meets their individual needs. Users can define any number of arrangements and individual content items may be included of any number of arrangements.

3.F.3. Types of Arrangements: Users occasionally need to view homogenous collections of content objects formed on the basis of inherent category membership (e.g., an arrangement of all people). Traditional business-related functionality found on PDA's and desktops is designed around access to homogenous sets of information (e.g., contact lists or address books, message lists, to do lists, event lists or calendars). These are very

kinds of information, especially when the set of information itself needs to adapt in response to changes in the present context. At any given time users have the need to bring together collections of content that are diverse. Using arrangements manages to satisfy both with the same interaction model.

a. Arbitrary: Arbitrarily defined arrangements contain heterogeneous collections of content objects and other arrangements that constitute the information the user wants to be aware of or the activities the user wants to engage in at any given time. They are not collected based on context or a rule, but rather by the explicit inclusion of the content items in the arrangement by the user. The user may choose to use content associations to draw in additional content items that have associations with those explicitly included by the user.

b. Rule-based: Rule based arrangements are used to construct homogenous sets or groups of content items such as a calendar, a contact list or a phone list. In the case of a calendar, content items with time sensitivities that match that specified by the chosen calendar day, week, month or year would be gathered into an arrangement. In the case of a contact list, those content items typed as "people" would be gathered into an arrangement. Temporary arrangements may also be formed, such as the results of a search operation, pending items or an inbox. One example is an inbox for incoming messages where unread messages are grouped until the user takes action on them.

3.F.4. Representation in other arrangements: The ability to nest arrangements within other arrangements creates association links between them giving much flexibility to users in setting up their own navigational paths. In this way, the set of arrangements taken together forms a heterarchical organization of content objects. In contrast to hierarchies, heterarchies are able to be reflexive so that they can be reformulated in response to immediate and changing needs. They are also more easily able to accommodate organizations of heterogeneous objects.

3.F.5. Contextually triggered: Arrangements are treated like any other content item, so their presentation may be controlled in a similar fashion. They may be chosen for presentation based on time, location or any specified contexts.

3.G. Communications: In accordance with the preferred implementation of the present invention, a plurality of alternative communication modes are supported within network 11. Some communication modes can be considered to be "cold" forms of communication, while other modes of communication may be considered to be "hot" modes of communication. A cold mode of communication has a high degree of delay or latency associated therewith. Conversely, a hot mode of communication is one which has a low degree of delay or latency associated therewith. Generally, hot modes of communication may be conducted in real time. Preferably, the alternative communication modes include an e-mail mode, an instant messaging (IM) mode, a chat mode, a voice mode, and a video phone mode. The following is a description of the operation of the present invention to enable these various modes of communication as well as the escalation or de-escalation of modes of communication.

3.G.1. E-Mail: The e-mail mode of communication is one in which text messages are keyed in by one user and communicated in a text form over network 11 to a designated recipient. The e-mail mode of communication on network 11 utilizes conventional e-mail formats and protocols. E-mail messages may be accumulated and saved in an electronic in-box, whereby the e-mail messages may be read at the leisure and convenience of the recipient.

3.G.2. Instant messaging: The instant messaging mode of communication is one in which text messages are keyed in by one user and delivered immediately to the recipient user if the recipient user's appliance is in an IM receipt mode. IM messages received while in the IM receipt mode subordinate other content on the recipient's appliance. Thus, IM is considered "hotter" than e-mail. It is desirable that the IM mode of communication on network 11 utilizes conventional IM formats and protocols.

3.G.3. Chat: The chat mode of communication is one in which a plurality of

messages are exchanged substantially concurrently in a dialog fashion. Because the users in a chat session have affirmatively established a desire to communicate with each other, chat is "hotter" than e-mail and IM. It is desired that the chat mode of communication on network 11 utilizes conventional chat formats and protocols.

3.G.4. Voice: The voice mode of communication is similar to a telephone conversation. The voice mode of communication is possible when a mobile phone is embedded in appliance 351, 353, 355, 357, 359, or 361. Because the voice mode of communication is performed concurrently between users in real time, it is "hotter" than e-mail, IM or chat. It is desired that the voice mode of communication on network 11 utilizes conventional cellular or digital phone formats and protocols.

3.G.5. Video: The video-voice mode of communication is similar to a video phone conversation. The video-voice mode of communication is possible when a mobile video phone is embedded in appliance 351, 353, 355, 357, 359, or 361. Because the video-voice mode of communication is performed concurrently between users in real time, and involves current video, it is "hotter" than e-mail, IM, chat, or voice. It is desired that the video-voice mode of communication on network 11 utilizes conventional cellular or digital video phone formats and protocols.

3.G.6. Escalation of Communication Modes: In accordance with the preferred embodiment of the present invention, it is possible for communicants to move between modes of communication from a relatively "cold" mode of communication, such as IM, to a relatively "hot" mode of communication, such as a voice. If during an IM session, the communicants decide to "switch up" to the voice communication mode, they can simply input an appropriate command to their respective appliances 351, 353, 355, 357, 359, or 361, and network 11 will establish the voice connection between the users.

3.G.7. De-escalation of Communication Modes: Conversely, it is possible for communicants to de-escalate modes of communication from a relatively "hot" to a relatively "cold" mode of communication. This could be done in an effort to reduce airtime or to conserve network energy. For example, if two users are communicating to each other in the voice mode and decide to "switch down" to a chat mode which may burn less

network energy, the users simply input an appropriate command to their respective appliances 351, 353, 355, 357, 359, or 361, and network 11 will disconnect the voice connection between the users and establish a chat session between the users.

3.H. Searches: Content items that perform find and search functions are provided so that the user may search for new content items located on the network and locate existing content items already stored on their device.

Search content items may perform specific searches and/or contextual searches. Specific searches include, but are not limited to finding certain people on the network or a particular merchant. Contextual searches include, but are not limited to, finding content items based on location, time and preferences.

A single find or search utility is extremely inadequate because it is much too difficult to provide a single, comprehensive search utility with all of the necessary options to find any possible type of information. For this reason, separate content items for finding different types of information are provided for. Users are accustomed to using different search mechanisms for different types of information. For example, when looking for directions, a user does not simply use a generic search mechanism and type in the keyword directions. The user goes to a mapping and directions site or page that has various options that make the process of getting exact directions from one location to another much easier.

Providing different content items for find and search operations provides the possibility for merchants to develop custom, branded content items that can be used to find a particular merchants locations or products. For example, a coffee shop could provide an awareness content item that simply provides a constant indication of the nearest coffee shop location. The awareness item is a search item, but the item does the search automatically based on the user's location.

3.I. Relationship network: Reference will now be made to Figure 10 in the drawings. To a great degree, the present invention is building a social network that facilitates the growth of relationships and enables social activities via those relationships.

OVERVIEW: The relationship network is comprised of a set of nodes and edges, i.e., links between nodes. Nodes represent various entities that belong to the network. Edges represent the relationships among entities and are directionally valued.

NODES:

NODE TYPES: All nodes are defined by a common way to facilitate code reuse and simplicity. Nodes for different types of entities are differentiated by the way parameters in the common node structure are set. The generic types of entities that are represented by nodes include the following.

- a. Individual device holders.
- b. Merchants.
- c. Parents.
- d. Regions (e.g., D/FW).
- e. Organizations (e.g., Ski club, church group, Boy Scouts, Wilderness Society).
- f. Groups (these are created by one or more individual device-holders to act as places for sharing stuff, or sending group messages).
- g. Authorities (e.g., police, fire department).
- h. Service Provider.

NODE ATTRIBUTES: Nodes have the following attributes:

- a. Node ID: Uniquely identifies the node to the network. All nodes can be found by using their ID.
- b. Node type: Type specifications are used to derive the functional and behavioral characteristics of a node.

c. Place: A physical place to which the node is associated. Nodes for some entities may be strongly associated with a place, i.e., Starplex, church group, while others may have no place association at all, i.e., Brittany Spears fan club.

d. Time: Some nodes may be strongly associated with particular dates or times, i.e., a node for a group that gets together every week to watch football games; while others may not have time associations at all, i.e., all night pizza delivery service, the fire department.

e. Network Energy Level (Balance): All nodes have an economy associated with their existence. This economy's mechanism is network energy. Nodes can get network energy and use network energy.

f. Nodes can store content: Nodes can have a content store. Some of the content may be publicly available throughout the network, while some may be private and need authorization and permissions to access.

g. Permissions: these specify appropriate authorizations for other nodes to send content to, store content in, or access content from the node.

h. Set of link ratings: This is the set of ratings for links that originate from the node to other nodes.

i. Set of links: This is the set of links that originate from the node.

j. Content association ratings: The same set of associations that are used to characterize content are used to characterize nodes.

k. Node movie: Each node needs a representation of itself so that when it is visited by another node it can be "viewed."

NODE OPERATIONS: Nodes can perform the following operations:

a. Acquire network energy.

b. Receive messages.

- c. Receive a request to authorize interaction with another node.
- d. Receive generic content.
- e. Receive parental controls from a parent node.
- f. Send updates to another node.
- g. Authorize interaction with another node and send notice.
- h. Send messages to another node.
- i. Send generic content to another node.

LINKS:

RATINGS: Links represent node-to-node relationships. Some relationships are established by default and are not rated, i.e., links from all nodes to the service provider node or nodes. The nodes themselves, or actually the entities that the nodes represent, establish additional node-to-node links in the network. The node created links can be rated in two ways: (1) degree-of-trust; and (2) degree-of-similarity.

The degree-of-trust rating is a directed rating from the origination node to the linked node and is used to compute relationships on the basis of referential trust. Referential trust can be established between two nodes that are not directly linked when (a) each node trusts, or has a trust link to, a third, intermediate node; and (b) that intermediate node trusts each of the nodes.

The degree-of-similarity rating is also a directed rating from the origination node to the linked node. Similarity ratings are used to expand the pool of content delivered to a given device holder in terms of either breadth or depth.

Content breadth can be expanded by an individual-to-individual link. Basically, the similarity link establishes a way for content liked by one individual to affect the content seen by another individual. In this way, an individual can expand the set of content they see by using the combined set of content viewed and rated by other individuals. The

the linked node is used as the "preliminary specific rating" of preference for that content on the scheduler of the device whose associated node had created the link.

Content depth can be expanded by an individual-to-merchant, or to-organization, link. In this example, the link is creating a way to receive a greater quantity of content from a single source. The degree of the rating influences the magnitude of the content.

CONTENT ROUTING AND SCHEDULING: A major function of the relationship network is to provide an efficient means of routing content among nodes, and in so doing, providing the right pool of content to each node connected to a device holder. The pool of content from which each device's scheduler is replenished will be somewhat different for each device holder and will be a subset of the total set of content in the network. Note that compiling this pool and selecting from it in a probabilistic manner is generally the functionality performed by what has been referred to as the "big scheduler."

The device-dependent content pools will consist of content-items that, for the most part, are expected to be highly preferred by each device holder. The pool will not contain certain types of content that is inappropriate. This includes:

- a. Content for the wrong geographic location.
- b. Content that falls outside parental authorizations (e.g., parental controls via PG ratings).
- c. Content that has prerequisites which are not in the pool.
- d. Content that is already on the device.

Basically, the pool will consist of content that the device holder is expected to like, but will also contain some content that is not similar to other content the device holder has seen, i.e., unfamiliar content, and some content that the device holder had previously indicated as undesirable. The purpose for including the later types of content is to provide for the possibility that the device holder tastes have evolved.

The device-dependent content pool for an individual device holder will be compiled

device holder belongs, or is linked. This group approach avoids the computational intensity that would be needed to select each device's content from a general pool of all content in the network.

3.J. Economy of content delivery: See iii.B.2.E above.

3.K. Abstraction of location: In accordance with the preferred embodiment of the present invention, location-aware wireless communication appliances D1, D2, D3, D4, and D5 and network 11 collaborate over time in order to generate a novel profile of the user associated with a particular location-aware wireless communication appliance D1. The most basic location-related information is the identification of places which the user frequents. This is depicted in simplified form in the view of Figure 1C. Location-aware wireless communication appliances D1, D2, D3, D4, and D5 interact with corresponding users and network 11 in order to determine the identity of different "places" which are frequented by the individual users. A particular user is associated with a particular location-aware wireless communication appliance D1. Accordingly, the location-aware wireless communication appliance D1 "maps" or correlates latitude and longitude data to particular places. For example, the latitude and longitude data X1, Y1 may be determined over time to correspond to the "school" attended by the owner of that particular location-aware wireless communication appliance D1. Additionally, the latitude and longitude data corresponding to X2, Y2 may be determined over time to correspond with the "work place" associated with that particular user. Additionally, the latitude and longitude data X3, Y3 may be determined to correspond to the "home" of that particular user. Additionally, the acquired latitude and longitude data X4, Y4 may be determined over time to correspond to a location known as "the mall" which is frequented by the user. Additionally, the latitude and longitude data X5, Y5 may be determined over time to correspond to a "restaurant" frequented by that particular user.

In accordance with the preferred embodiment of the present invention, during normal non-emergency operation, location-aware wireless communication appliance D1, D2, D3, D4, and D5 will rarely or never communicate latitude and longitude data to network 11. Instead, as location-aware wireless communication appliance D1, D2, D3,

colloquial identification of those places which is communicated to network 11. Accordingly, the network may know that a user is at "home," at "work," at "school," at the "mall," or at a particular "restaurant," but will not know the actual or precise location of those particular places. This is necessary in order to protect the privacy of the user. In the first commercial implementation of the present invention, the users will likely be adolescents, so there are additional safety and security reasons for rarely or never transmitting precise GPS data from location-aware wireless communication appliance D1, D2, D3, D4, and D5 to network 11. However, as will be explained below, there is some ability to "track" location in a general manner by knowing which particular tower or towers a particular location-aware wireless communication appliance D1, D2, D3, D4, or D5 is communicating with.

Figure 1D is a simplified representation of user profiling for a portion of one exemplary day. As is shown, the graph of Figure 1D includes an x-axis which is representative of a time period from 6:00 a.m. to 8:00 p.m. and a y-axis which is a histogrammic representation of five previously-identified locations L1 through L5. As is shown, for the user associated with a particular location-aware wireless appliance, such as appliance D1, the day starts at location L1 which is known by appliance D1 and network 11 as "home." The user is located at home until approximately 8:00a.m. At approximately 8:00a.m., the user begins travel from location L1 to location L2. In this example, location GR2 is known by appliance D1 and network 11 as the "school" for this particular user. Between approximately 9:00a.m. and approximately 12:00p.m., the user is located at the "school." At approximately 12:00p.m., the user travels from location L2 to location L3. Location L3 is known by appliance D1 and network 11 as the "mall" for this particular user. At approximately 1:00p.m. the user travels from location L3 to location L2. This corresponds to a return by the user to the "school" from the "mall." At approximately 4:00p.m., the user's location changes again. This time, the user travels from location L2 to location L4. Location L4 is known by appliance D1 and network 11 to be the "work place" for this particular user. The user remains at location L4 until approximately 7:00p.m. At approximately 7:00p.m., the user travels from location L4 to location L2. This corresponds to a return by the user to the "school" from the "work place." Then at

approximately 8:00p.m., the user travels from location L2 to location L1. This corresponds to a return by the user to "home" from "school."

In this manner, appliance D1 and network 11 may profile a particular portion of a day for the user. When this is done over relatively long intervals of time, an accurate location and time profile may be established for this particular user. For example, if location and time are monitored in this manner over an interval of several months, very reliable patterns will be detected, including patterns within particular days, as well as, patterns within longer time intervals, such as weeks or months. In accordance with the preferred embodiment of the present invention, these location and time profiles may be stored in memory within appliance D1 and/or network 11 and assigned various confidence intervals which represent a quantitative or qualitative conclusion relating to the reliability of such a profile. Once a time and location profile is established for a particular user, network 11 may more intelligently manage digital messages, also referred to herein as "digital content," communicated by network 11 and/or affiliated entities, such as merchants, to ensure that messages or content are directed to the user at appropriate times, places, and manners. For example, the type of message that network 11 may deem appropriate for a user that is actually or likely located at the "mall" differs substantially from the types of messages that are appropriate for the user when he or she is at "school" or "home." As will be discussed in significantly greater detail below, in accordance with the preferred embodiment of the present invention, the user has a great deal of control over the content of messages, information, or digital content communicated to his or her location-aware wireless communication appliance D1. The establishment of profiles based upon time and location is one fundamental element of providing intelligent, effective, and predominately user-controlled messaging.

1. Named places

2. Named times

3. Named events (place/times)

- 3.L. Authorization: This is permission of awareness things and of content

4. Create

4.A. Macromedia Flash

1. File format
2. Rendering engine
3. Authoring Tools
4. Scripting language

5. Wrapping content

All content items have wrappers. The wrappers allow content to be described, manipulated, used in computations, and referenced throughout the network without the presentation and data parts of the content item having to be moved or accessed.

Content can be wrapped either manually or automatically. Tools have been created to assist content creators in manually wrapping content and for automatically wrapping content that is text based.

5.A. Prototypical wrappers: Prototypical wrappers form a starting point to assist content creators in specifying wrappers.

5.A.1 Inheritance from prototypical wrappers: Prototypical wrappers can be defined in two ways. In one way the prototype describes a high-level framework for a class of content items. Using this as a starting point, content creators would fill in fields that specify the instance of the class. In the second way the prototype describes in detail a stereotypical instance of a class. Using this as a starting point, content creators would modify the fields already qualified by the stereotype.

5.A.2 Tagging: Detail of wrapper tags from above. Wrappers are specified in a tagged format that does not need all the tags.

Thus, the wrapper can be deconstructed/reconstructed to reduce bandwidth.

5.B. Wrapper Tool: Assists user by allowing associations to be filled by specifying combinations of other wrappers. Also assists users by automatically presenting the most similar content items to the one being defined, thus providing an internal validity check.

5.C. Automatic wrapping: Uses a set of indicator words and phrases that map to associations.

Involves a text search and match process in which the indicator words and phrases are match to the text in the content and through a scoring process based on the matches automatically assign values to associations.

5.D. Registration: Content registration system: Process of when a piece of content comes in, it gets compared with every other piece of content to get its distance in all dimensions from every other piece of content. Because pre-calculation is done during registration, it does not have to be done during selection.

6. Routing Mechanisms

Routing is the process of efficiently and intelligently directing content items from their point of origin in the network to their appropriate destinations. Routing processes will identify where content is to be delivered. Separate processes discussed in Section 7 handle the actual delivery of a content item from the server to the client destination. Content items are routed in two basic ways each discussed below.

6.A. Destination-specific routing: This method of routing is used to direct a content item to one or more specifically identified destinations. The destinations are specified in the content item's wrapper in the Node destination field either by the content creator or by an automated process.

Generally, content items that are destination-specific include:

1. Instant messages;
2. User requests for specific content items;
3. Search results;

4. Content items sent in the process of performing a high-level activity or transaction (a confirmation);
5. Dynamic awareness data updates obtained through subscriptions;
6. Content items accessed through browsing; and
7. Payload fills.

6.B. Self-routed.

6.B.1. Simultaneous distribution of unique experiences: While it is possible for each individual user within a particular service region to receive completely different digital content in his location-aware wireless communication appliance, there will be a great deal of overlap, such that certain groups of users within a certain service region will have common digital content displayed or played on their location-aware wireless communication appliances. Essentially, the overlap in digital content between users or groups of users represents a form of shared virtual environments. This will be described in high-level overview with respect to Figures 1H and 1I. Figure 1H depicts a plurality of location-aware wireless communication appliances 351, 353, 355, 357, 359, and 361 in highly simplified form. Each appliance 351, 353, 355, 357, 359, and 361 includes an always-visible display 352, 354, 356, 358, 360, and 362, respectively, for displaying digital content. For example, appliance 351 is displaying digital content identified symbolically by Digital Content A, B, C, D, E, F, and G; appliance 353 is displaying Digital Content D, E and G; appliance 355 is displaying Digital Content A, C, D and G; appliance 357 is displaying Digital Content C, D, E, F and G; appliance 359 is displaying Digital Content B, D, and G; and appliance 361 is displaying Digital Content A, B, C, D, F, and G.

In Figure 1H, Digital Content A, B, C, D, E, F, and G may consist of text messages, graphical elements, changing text elements, and/or changing audio-visual elements. Displays 352, 354, 356, 358, 360, and 362 may be segmented or proportioned to allow a plurality of unrelated digital content elements to be displayed or executed simultaneously. In the preferred embodiment of the present invention, a rendering engine, such as Flash, will be utilized as a primary user interface so that the Digital Content A, B, C, D, E, F, and

G may represent various digital "movies" which are graphics and/or textual elements which change with respect to time, and which are simultaneously displayed or displayed in an overlapping or complementary manner. As will be explained in more detail, whether particular Digital Content A, B, C, D, E, F, or G is displayed on appliances 351, 353, 355, 357, 359, or 361 is not coincidental. Further, whether Digital Content A, B, C, D, E, F, and/or G is displayed is not merely dependent upon the user's current longitude and latitude.

Figure 11 is a tabular representation of how digital content is aggregated and assembled for further analysis. A table 363 includes a Digital Content ID column 365 which contains a plurality of digital content messages: Digital Content A, B, C, D, E, F and G. For each Digital Content A, B, C, D, E, F and G, nine columns of exemplary data are illustrated: a playable digital content column 367, a source column 369, a type column 371, a subject column 373, an energy required to play column 375, an energy earned by playing column 377, a preferred location column 379, a preferred time column 381, and a period column 383. The data from columns 367, 369, 371, 373, 375, 377, 379, 381, and 383 for each Digital Content A, B, C, D, E, F and G combine to define a specific electronic "wrapper" for each Digital Content A, B, C, D, E, F and G. Thus, Digital Content A, B, C, D, E, F and G have wrappers 385, 387, 389, 391, 393, 395, and 397, respectively, whereby each column 367, 369, 371, 373, 375, 377, 379, 381, and 383 represents a separate wrapper element.

Playable digital content column 367 contains the actual playable digital content, for example, a movie, an executable file, a graphical icon, a text message, or the like. Source column 369 identifies the source of each Digital Content A, B, C, D, E, F and G. Type column 371 contains a general description of each Digital Content A, B, C, D, E, F and G, or of the format of each Digital Content A, B, C, D, E, F and G. Each Digital Content A, B, C, D, E, F and G may be analyzed and "coded" as corresponding to particular types of content. For example, Digital Content A relates to content subjects X and Y, Digital Content B relates to weather, Digital Content E relates to content subjects L and M, and Digital Content F relates to sporting events. According to the present invention, the user may be required to "burn" selected amounts of network energy to view,

play, or execute certain types of digital content. Energy required to play column 375 contains the amount of network energy, in network energy units, required to view, play, or execute each Digital Content A, B, C, D, E, F and G. On the other hand, the user may be able to "earn" selected amounts of network energy by viewing, playing, or executing certain types of digital content. Energy earned for playing column 377 contains the amount of network energy, in network energy units, which may be earned for viewing, playing, or executing each Digital Content A, B, C, D, E, F and G. In simplified terms, if the user does not have enough network energy to view or play certain digital content, he must perform an activity on network 11 for which he may earn network energy.

It should be understood that different digital content elements may have different wrapper elements, or that certain wrapper elements may not be applicable to certain digital content messages. For example, Digital Content A, C, D, and G do not contain data for the "Subject" wrapper element, subject column 373. Although only nine exemplary wrapper elements have been depicted in Figure 11, it will be appreciated that particular digital content messages may have hundreds of wrapper elements, including wrapper elements that qualify or quantify certain other wrapper elements.

Digital content may be "offered for presentation" to the user according to a variety of methods, including: immediate full display, incremental display with time, incremental display with location, and user initiated. A digital content element designated as "immediate full display" is displayed immediately in its fullest possible display format, regardless of time, user location, or user intervention. A digital content element designated as "incremental display with time" grows larger, becomes more prominent, or is offered at increased frequency as the preferred display time approaches. A digital content message designated as "incremental display with location" grows larger, becomes more prominent, or is offered at increased frequency as the user physically approaches the preferred display location. A digital content message designated as "user initiated" only grows larger, becomes more prominent, or is offered when the user initiates a request or search for such digital content. This "bubbling up" of digital content is discussed in more detail in conjunction with the description of the preferred graphical user interface.

As is shown, Digital Content A is an advertisement in the form of a movie from Merchant #12 for which a user may earn five units of network energy simply by playing the movie. Merchant #12 has designated that Digital Content A should preferably be offered for presentation to the user after school hours. The offer of presentation of Digital Content A to the user will grow larger or more prominent as the user incrementally approaches a preferred longitude and latitude LATLONG1, such as Merchant #12's retail outlet. Digital Content B is a severe weather warning in the form of text and an alarm from a government entity. Digital Content B is displayed immediately at various times and changing physical locations, such as the locations of users in the path of a severe storm. Digital Content C is an e-mail message from a Friend #1 is available for presentation to the user for a period of seven days, such period being established through various means, including designation by the sender, the user's responses to inquiries, the user's trust relationship to Friend #1, and/or inferences made by network 11. The receiving user will "burn" two units of network energy should he choose to read Friend #1's e-mail message.

Digital Content D is a request for chat from Acquaintance #3. Digital Content D is displayed as a graphical icon and will be available for response by the user for a period of three hours. Digital Content C and D have no preferred location. Digital Content E is a survey in an executable spreadsheet format from Merchant #2. As is depicted, the user can earn a relatively large amount of network energy, twenty units, by completing the survey. It will "cost" the user five units of network energy to respond to Digital Content D. Digital Content E will be offered for presentation to the user during the specific twenty-five day period between December 1st and December 25th. Digital Content F is a textual announcement from the user's school pertaining to a particular sporting event, such as a football game. As is depicted, Digital Content F will be incrementally displayed between 8:00 p.m. and 10:00 p.m. over a seven day period. Thus, the offer for presentation of Digital Content F will grow larger, become more prominent, or be offered at increased frequency as the time of the football game approaches. Digital Content G is a schedule in a calendar file format from the user's Soccer Team. Digital Content G will only be offered for presentation if initiated by the user by a query of search. Of course, if the user does initiate the offer for presentation of Digital Content G, he will burn three units of network

In practice, network 11 may manage millions of digital content elements in hundreds or thousands of categories, each digital content element possibly having hundreds of wrapper elements. Network 11 may require that members, including users and network affiliates, enter or select category designations or key words to allow sorting and analysis of the content subjects. Alternatively, a software agent could be established which parses the digital content or the associated wrappers and infers the content subject. Although use of such a software agent would lessen the burden on network affiliates and users, some misidentification or miscategorization of the digital content may result. As will be discussed below, in accordance with the present invention, privacy, preference, and content subject is utilized to filter, accelerate, prioritize, or block particular digital content elements. Additionally, as has been discussed previously, the user's current location information may also be an important basis for determining whether certain digital content should be offered for presentation.

Wrappers 385, 387, 389, 391, 393, 395, and 397 for Digital Content A, B, C, D, E, F, and G, respectively, are illustrated in high-level, simplified representations in Figure 1J in the drawings. In certain instances it may be necessary to separate the playable digital content from the other wrapper elements to conserve cache memory 392 and 396, or when wireless communication bandwidth is insufficient. Such separation is particularly useful when the playable digital content requires a large amount of storage, or when the scheduler determines that the probability of the playable digital content being displayed for a particular user is low. For instance, the playable digital content for Digital Content G is a soccer schedule in a calendar file format. Should the soccer schedule require a large amount of cache memory, it is possible for the actual playable digital content to reside on network server 109. In such instances, a wrapper link 398 is provided within wrapper 397 to point to or provide an electronic link to the soccer schedule file. Should the user decide to retrieve or display the soccer schedule, wrapper link 398 would cause the soccer schedule file to be retrieved or played. Wrapper link 398 is a method of conserving cache memory. It should be understood that, aside from pointing to digital content, such wrapper links can be used for a wide variety of purposes, such as pointing to other data or memory locations, and as place holders for future data.

Referring now to Figure 1K in the drawings, a further explanation of the aggregation and assembly of digital content is illustrated. Appliances 351, 357, and 359 include cache memory 392, 394, and 396, respectively. Digital Content A, B, C, D, E, F, and G are periodically transmitted and temporarily stored in cache memory 392, 394, and 396 prior to presentation to the user. Figure 1K also includes a depiction of the implementation of privacy blocks on digital content. Such privacy blocks are set by the user or the user's parents to ensure that certain categories or types of digital content are never offered for presentation to the user, regardless of the user's preferences, wrapper elements, or the scheduling model. In all instances, Digital Content A, B, C, D, E, F, and G, represented by reference numeral 401, are stored on network server 109. In the preferred method, an electronic privacy block 402 resides, in its entirety, on appliance 351. In the preferred method, all Digital Content A, B, C, D, E, F, and G is transmitted at the preferred off-peak time to appliance 351, but certain digital content is permanently blocked from ever being offered for presentation to the user. The block occurs entirely on appliance 351. In an alternate method, a privacy block has a first part 404a residing on network server 109, and a second part 404b residing on appliance 357. In this embodiment, Digital Content A, B, C, D, E, F, or G may be blocked from ever being transmitted to appliance 357 by first part 404a, or Digital Content A, B, C, D, E, F, or G may be transmitted to appliance 357 at the preferred off-peak time, but blocked from being offered for presentation to the user by second part 404b. In another alternate method, a privacy block 406 resides, in its entirety, on network server 109. In this method, Digital Content A, B, C, D, E, F, and G is transmitted at the preferred off-peak time to appliance 359 only if it is not blocked by privacy block 406.

Figure 1L in the drawings is a tabular representation of a novel contextual user profile according to the present invention. A table 407 has a user/appliance column 409 which lists each appliance 351, 353, 355, 357, 359, and 361. Contextual user profiles 411, 413, 415, 417, 419, and 421 are represented by the rows of table 407, and correspond to appliances 351, 353, 355, 357, 359, and 361, respectively. Contextual user profiles 411, 413, 415, 417, 419, and 421 go far beyond what may traditionally be thought of as a "profile." As will be explained in more detail below, contextual user profiles 411,

Each user profile 411, 413, 415, 417, 419, and 421 is comprised of certain "static" data components 423, represented by columns 423a, 423b, and 423c, and certain "dynamic" data components 425, represented by columns 425a, 425b, 425c, 425d, 425e, 425f, 425g, and 425h. Dynamic data components 425 may be separated into at least two categories: "hard" dynamic data components 427a, represented by columns 425a, 425b, 425c, and 425d, and "soft" dynamic data components 427b, represented by columns 425e, 425f, 425g, and 425h. Hard dynamic data is generally objective and concrete, while soft dynamic data is generally subjective and fungible. It should be understood that contextual user profiles 411, 413, 415, 417, 419, and 421 may consist of many other static and dynamic data components. It is the combination of static data components 423 and dynamic data components 425 that create the unique "contextual" user profile.

Static data components 423 consist of data that remains relatively constant, such as the accumulated biographic data of column 423a, demographic data of column 423b, and cultural data of column 423c. On the other hand, both hard dynamic data components 427a and soft dynamic data components 427b consist of data that may change frequently, such as the date and time, the user's current location, network-inferred data, and the user's preferences data, as compiled through the inquisitiveness functions and responses to queries. Examples of hard dynamic data include the user's actual longitude and latitude data of column 425a, the time of day of column 425b, the date of column 425c, and the user's available network energy 425d. Examples of soft dynamic data include the user's food preferences of column 425e, the user's entertainment preferences of column 425f, the user's relationship preferences of column 425g, in some instances the user's privacy blocks, and other such data derived from the habit-modeling functions and inquisitiveness functions of network 11. In other words, user profiles are constantly changing and adapting to reflect the user's current state of being, in terms of location, time, and personal likes and dislikes.

The broad diversity of contextual user profiles 411, 413, 415, 417, 419, and 421 is depicted in table 407. The user of appliance 351 has the following exemplary static data components: biographical data B1, demographic data DM3, and cultural data C1; the following exemplary hard dynamic data components: current latitude and longitude

LATLONG1, current time of 4:00 p.m., current date of December 5th, and available network energy of 130 units; and the following soft dynamic data components: food preferences data F1, entertainment preferences data E1, relationship preferences data R3, and privacy blocks P1. In a similar fashion, the user of appliance 353 has the following exemplary static data components: biographical data B3, demographic data DM2, and cultural data C2; the following exemplary hard dynamic data components: current latitude and longitude LATLONG2, current time of 4:30 p.m., current date of December 5th, and available network energy of 43 units; and the following soft dynamic data components: food preferences data F2, entertainment preferences data E3, relationship preferences data R2, and privacy blocks P2. The user of appliance 355 has the following exemplary static data components: biographical data B2, demographic data DM1, and cultural data C3; the following exemplary hard dynamic data components: current latitude and longitude LATLONG3, current time of 5:00 p.m., current date of December 5th, and available network energy of 62 units; and the following soft dynamic data components: food preferences data F3, entertainment preferences data E2, relationship preferences data R1, and privacy blocks P3.

Continuing with table 407 of Figure 1L, the user of appliance 357 has the following exemplary static data components: biographical data B1, demographic data DM2, and cultural data C1; the following exemplary hard dynamic data components: current latitude and longitude LATLONG4, current time of 4:00 p.m., current date of December 5th, and available network energy of 227 units; and the following soft dynamic data components: food preferences data F3, entertainment preferences data E1, relationship preferences data R1, and privacy blocks P4. In a similar fashion, the user of appliance 359 has the following exemplary static data components: biographical data B3, demographic data DM3, and cultural data C2; the following exemplary hard dynamic data components: current latitude and longitude LATLONG5, current time of 4:30 p.m., current date of December 5th, and available network energy of 39 units; and the following soft dynamic data components: food preferences data F2, entertainment preferences data E3, relationship preferences data R2, and privacy blocks P5. The user of appliance 361 has the following exemplary static data components: biographical data B1, demographic data

current latitude and longitude LATLONG6, current time of 5:00 p.m., current date of December 5th, and available network energy of 200 units; and the following soft dynamic data components: food preferences data F1, entertainment preferences data E2, relationship preferences data R3, and privacy blocks P6.

Each biographic data B1, B2, and B3, each demographic data DM1, DM2, and DM3, and each cultural data C1, C2, and C3 represents a broad collection of information specific to a particular user, with some information overlapping for specific users. Similarly, each food preference data F1, F2, and F3, each entertainment data E1, E2, and E3, and each relationship data R1, R2, and R3 is a collection of related data compiled from the users' responses to many inquiries made over a relatively long period of time, as well as, from certain inferences made by network 11. Privacy blocks P1, P2, P3, P4, P5, and P6 are specific to each user and are either set up by the user or the user's parents. It should be understood that a large number of each of these types of preferences will exist in network 11. In Figure 1L, the small number of preferences have been chosen to illustrate the potential for overlapping preferences among contextual user profiles.

6.B.2..Content selection engine: The content selection engine works from a profile of content items that indirectly represents a profile of users. The basic process is outlined below.

a. Compute content item similarities. Content item similarities are determined by the following factors:

1. Relevant location;
2. Relevant time;
3. Associations;
4. Categorizations;
5. Features;
6. Proper key words;

7. Originator;

The routines are set up to filter the parameters that participate in the similarity calculation. For the first three listed above, this is just "use" or "do not use," for the associations. It is a mask for each association. When selecting mentors, content associations are the primary mechanism, with location / time being secondarily used.

For grouping calculations, initially all factors are taken into consideration, but user actions can modify which fields are used for similarity testing, i.e., adding something to an arrangement identifies what is the differences that do not matter - removing a something from an arrangement identifies fields where similarity is apparently not significant.

The similarity calculations are straightforward equality checks for the type of wrapper and originator of content. The location/time cylinder comparisons are relatively simple distance calculations returning a distance and an intersection flag. The content association calculations appear more complex, but are really just simple distance calculations done in an efficient way using bit-wise math.

b. Through explicit or implicit means acquire positive and negative content item ratings from users. These ratings are associated with individual content items (specific or prototypical) and may have associated time and location contexts.

c. Locate candidate content items through constrained random selection.

d. Probabilities of candidate content items are calculated based on proximity to previously rated content items, those nearer (in similarity space) to positively rated content items having a higher probability than those nearer (in similarity space) to negatively rated content items. In addition, when a content item is selected, the content items around it (in similarity space) have their probabilities temporarily diminished.

Content Selection Services are responsible for creating content payloads on the

group of content ids associated to it. As soon as a user registers their device, a content payload is created and available on the network for that user. Initially the content payloads will be filled with random content. Once the user begins to rate content the payloads will become more tailored to each individual users preferences. Each time the user's device makes a request for content, the user's existing content payload (space allotting) on the network is sent to the user and the available space in their content payload account on the network is refreshed with new content. The content in each payload is selected through a series of complex calculations determining the most appropriate content for each specific user along with a few completely random pieces.

When a user buys a device it comes with a set of random content. When they register their device with the network, a content payload account is created with more random content and stored on the network for that user.

Users begin to rate content and buddies on their device over time. These ratings are sent over to the network on a regular basis. Each rating is stored with a time, location and value (positive or negative). The ratings are kept in a historical format.

A general content request is received from a user. Based on the amount of space available on the device for new content, the existing payload for that user is reviewed and the appropriate content is selected and sent to their device (see "Content Services" above). The user's content payload is also refilled in parallel. As stated above, the payload starts out as generic content but over time becomes tailored to each individual's preferences.

The payload is refilled by randomly selecting positive ratings from the user ratings history for that particular user. It then searches for content in the general content pool that is close to it based on a Euclidean distance, which is the straight line distance between two points, measure plus space and time parameters of where the particular rating was made.

6.B.3. Relationship influence: As mentioned earlier, users can rate other users. These ratings enable the ratings provided by other users to impact the content selected

When a user rates a content item, the rating propagates out anonymously to everyone who has rated that user positively.

7. Deliver

7.A. Intelligent pre-caching: In the preferred embodiment, an asynchronous data transfer and caching scheme is utilized to mediate network usage and deliver a data responsiveness that exceeds that possible with synchronous data delivery over narrowband wireless networks.

Narrowband, wireless packet data networks such as CDPD and GPRS cannot provide data delivery response times as low as those which users have become accustomed to with wide-band or broadband packet data network connections such as ISDN, DSL or dedicated leased lined. As a result, wireless enabled devices tend to have long response times after a user requests data from the network until the data is completely transmitted to the wireless device. In addition, the maximum capacity of current wireless networks is limited and demand may exceed capacity during peak usage times, further slowing data transfer. Also, wireless network usage during peak times can be more expensive than usage during off-peak times, making it financially beneficial to utilize off-peak time.

By utilizing the scheduling invention illustrated herein, it is possible to transfer pre-selected data to a memory cache on a device and later present the information to the user automatically and/or when the data is requested. The transfer of pre-selected data is performed asynchronously from the data presentation, allowing a wide-band connection and/or off-peak narrowband connection to be used to transfer the data to the memory cache in the device. In this way the presentation of the data makes it appear that the data transfer is exceeding the maximum theoretical bandwidth of the wireless network.

1. Data transfer

- a. Asynchronous - ads, games, future events, entertainment, news
- b. Synchronous - messages, invitations, awareness

2. Bandwidth

a. Broadband

b. Narrowband

3. Network utilization

a. Peak usage

b. Off-peak usage

7.A.1. Transfer costs

a) Minimal (connected to fat pipe)

b) Cheap (wireless off-peak)

c) Expensive (capacity limited times)

7.A.2. Delivery times: In the process of packetizing, it is preferred that the system knows when it has to have it by and when is it too late.

7.A.2.a. Available to send

7.A.2.b. Must be sent by

7.B. Separation of data and presentation layers: To decompose the presentations into their base parts and send only what is needed

Resources can be shared

Efficiencies of factoring

Can keep logos separate from ads, so one logo can be used in numerous ads

One template can be used to present the same type of data numerous places. For instance, one news viewer used by numerous news content providers

Used in subscriptions to reduce the size of the data update

8. Present

8.A. Content's context sensitivities interacting with current context: The calculation of neediness is discussed below.

Mechanisms about the interaction between the sensitivities and the actual situation

8.A.1. Client presentation scheduler

8.A.1.a. Probabilistic selection: In accordance with the preferred implementation of the present invention, a software routine or module known as a "scheduler" is utilized to manage the presentation and refresh scheduling of digital content on each appliance 351, 353, 355, 357, 359, and 361. The scheduler operates to select digital content for either or both of transmission and reception in accordance with a scheduling model. The presentation of all content items is controlled, managed, or monitored by the scheduler. The scheduler probabilistically selects content items for presentation using constrained random variation. This can be better understood with reference to Figures 1M and 1N in the drawings. Figure 1M is a high-level, simplified representation of the operation of the scheduler with respect to appliances 351 and 357 at an initial state. Figure 1N is a high-level, simplified representation of the operation of the scheduler with respect to appliances 351 and 357 at a subsequent state.

In the preferred embodiment, the scheduler resides in its entirety on appliances 351 and 357. However, it should be understood that the scheduler may reside and be executable on network server 109, on appliances 351 and 357, or on a combination of network server 109 and appliances 351 and 357. Irrespective of the location in which the scheduler resides, the scheduler functions and operates in a similar manner. Therefore, the following discussion will not identify any particular location for the scheduler, and will be primarily focused on the scheduling functions and operations performed by the scheduler. As is illustrated, a scheduler 451 resides on appliance 351, and an identical scheduler 453 resides on appliance 357.

Plurality of messages 401 reside on network server 109 and are available for

particular geographic region, such as geographic region GR1 (see Figure 1A). Digital Content A, B, C, D, E, F, and G having corresponding wrappers 385, 387, 389, 391, 393, 395, and 397, respectively, are preferably transmitted from network server 109 to appliances 351 and 357 at a pre-selected time and stored in cache memory 392 and 396 for a predetermined duration. It is preferred that transmissions from network server 109 be performed at a time when wireless communication bandwidth is at a maximum and connection charges are at a minimum, typically late at night, or early in the morning. Of course, some digital content may be transmitted or updated "live," as it happens. As discussed previously, in certain instances it may be necessary to separate the playable digital content from the other wrapper elements to conserve cache memory 392 and 396, or when wireless communication bandwidth is insufficient.

As explained above, contextual user preference profiles 411 and 417 are compiled and reside on appliances 351 and 357, respectively. Schedulers 451 and 453 analyze Digital Content items A, B, C, D, E, F, and G and perform a comparative analysis between each Digital Content items A, B, C, D, E, F, and G and each contextual user profile 411 and 417. Schedulers 451 and 453 consider the location of the user, the time of day, the day of the week, the date, the identity or source of the digital content, the type of digital content, the preferences previously established by the user, and the content subject of the digital content. Schedulers 451 and 453 also consider the privacy settings previously established by the user or his parents. These privacy settings are maintained in privacy block data 402 residing on appliance 351, and privacy block data 404a and 404b residing on both appliance 357 and network server 109, respectively. Schedulers 451 and 453 filter, sort, and prioritize Digital Content items A, B, C, D, E, F and G in a manner which is consistent with the foregoing considerations. However, in the preferred implementation of the present invention, schedulers 451 and 453 are not rigid systems; but are instead probabilistic models which associate weights or values with each Digital Content A, B, C, D, E, F, and G that is available for presentation to the users at any particular time. Additionally, schedulers 451 and 453 may associate a confidence measure with each weight and value. Accordingly, a weight and a confidence measure may be utilized in determining whether Digital Content A, B, C, D, E, F, and G will be offered for

presentation to the users, and, if so, in what order Digital Content A, B, C, D, E, F, or G will be communicated to the users, relative to each other.

According to the preferred scheduling model, all digital content has a finite probability of being offered for presentation to the users of appliances 351 and 357, unless such digital content is absolutely and completely blocked for privacy reasons. This is so because the operations of schedulers 451 and 453 are governed by constrained random variation as described herein. In other words, a mere reference value of "Low" will not preclude particular digital content from being offered for presentation to a user.

Continuing with reference to Figures 1M and 1N, each scheduler 451 and 453 is comprised of a software "neediness agent" and a "probabilistic wheel" arranged like a roulette wheel having a plurality of bins located around the periphery. Schedulers 451 and 453 generate a bin for each digital content message, regardless of the quantity; however, the bins vary in size, as determined by the ever changing probability that a particular digital content message will be offered for presentation. Scheduler 451 has a neediness agent 461 and a probabilistic wheel 463. Likewise, scheduler 453 has a neediness agent 465 and a plurality of probabilistic bins 467. This is depicted graphically in Figures 1M and 1N. Figures 1M and 1N are identical in all respects with the exception that Figure 1M represents an initial state or time, and Figure 1N represents a subsequent state or time. The following discussion will pertain to Figure 1N only.

All data from Digital Content items A, B, C, D, E, F, and G, contextual user profiles 411 and 417, and privacy blocks 402, 404a, and 404b is input into neediness agents 461 and 465. The comparative analysis between each Digital Content items A, B, C, D, E, F, and G and contextual user profile 411 is performed by neediness agent 451. In identical fashion, the comparative analysis between each Digital Content A, B, C, D, E, F, and G and contextual user profile and 417 is performed by neediness agent 453.

As is shown, probabilistic wheel 463 includes Bin A, Bin B, Bin C, Bin D, Bin E, Bin F, and Bin G, each being sized to correspond to at least the weight accorded each Digital Content items A, B, C, D, E, F and G, respectively. Similarly, probabilistic wheel 467 includes Bin A, Bin B, Bin C, Bin D, Bin E, Bin F, and Bin G. The weighing may

additionally take into account the confidence measure associated with the weight determination. According to the probabilistic scheduling model, there is a much greater probability of selection and presentation of digital content associated with larger bins. Neediness agent 461 has made Bin G the largest bin on probabilistic wheel 463. Similarly, neediness agent 465 has made Bin G the largest bin on probabilistic wheel 467. Therefore, of Digital Content items A, B, C, D, E, F and G, it is most probable that Digital Content G will be transmitted, received, and offered for presentation to the users of appliances 351 ad 357. The large size of Bin G on probabilistic wheels 463 and 467 may be the result of the weight accorded to Digital Content G, the confidence measure for the weight accorded to Digital Content item G, or some combination of weight and confidence measures.

As is shown on probabilistic wheel 463, Bin A, Bin B, Bin C, and Bin D are relatively uniform in size, but smaller in size than Bin G. Further, Bin E and Bin F are uniform in size, but are the smallest bins on probabilistic wheel 463. Thus, Digital Content A, B, C, and D have an equal probability of being offered for presentation to the user of appliance 351, albeit a lower probability than Digital Content G. In contrast, although Bin E and Bin F have an equal probability of being selected for presentation, such probability is the lowest of the bins on probabilistic wheel 463. As for probabilistic wheel 467, Bin C, Bin D, Bin E, and Bin F are relatively uniform in size, but smaller in size than Bin G. Further, Bin A and Bin B are uniform in size, but are the smallest bins on probabilistic wheel 467. Thus, Digital Content items C, D, E, and F have an equal probability of being offered for presentation to the user of appliance 357, albeit a lower probability than Digital Content item G. In contrast, although Bin A and Bin B have an equal probability of being selected for presentation, such probability is the lowest of the bins on probabilistic wheel 467.

It is important to note that schedulers 451 and 453 intelligently consider the amount of network energy required to play particular digital content, and the amount of network energy that is available for use by each user. If a user is low on network energy, neediness agents 461 and 465 will decrease the probability of presenting digital content that "burn" large amounts of network energy. Instead, neediness agents 461 and 465 will increase the probability of offering for presentation digital content for which the energy requir-

"earn" network energy. For example, if the user of appliance 351 is low on network energy, neediness agent 461 will decrease the probability of offering for presentation Digital Content item D, which requires five units of network energy to execute. On the other hand, neediness agent 461 will increase the probability of offering for presentation Digital Content item E, for which the user may earn 20 units of network energy for completing the survey.

According to the present invention, the user does not know what digital content has been stored in cache memory to be offered for presentation. However, the user indirectly controls what digital content is offered for presentation by the user's interaction with network 11. However, the user may initiate a search session in which the user requests particular digital content information. Because network 11 is highly user centric, such user-initiated searching receives a high priority. For example, if the user of appliance 357 initiates a search session to determine the starting time of the user's next soccer game, neediness agent 465 will immediately and greatly increase the probability of offering Digital Content item G for presentation to the user. Such user-initiated interaction with appliance 357 will predominate over other goals of network 11. The other goals of network 11 are secondary to user-initiated interaction.

Neediness agent 461 analyses and compares Digital Content items A, B, C, D, E, F, and G with contextual user profile 411. The comparative analysis necessarily includes consideration of privacy blocks 402. As a result of this comparative analysis, neediness agent 461 determines the relative size of the bins on probabilistic wheel 463 and then randomly selects which digital content should be offered for presentation to the user of appliance 351. The relative size of the bins will depend upon either the weight accorded the digital content messages or the confidence level associated with the weighing. As is shown, it is most probable that Digital Content item A, B, C, D, and G is presented, in some form or another, on display 352 (see also Figure 1H). It should be noted that Digital Content A is displayed incrementally larger or more prominently as the user approaches LATLONG1, the preferred location set by Merchant #12. The severe weather warning of Digital Content item B is displayed immediately to any user in the path of the severe

"Digital Content item C, D, and E will be displayed as soon as possible

Finally, Digital Content G will be available for presentation should the user initiate such presentation by way of searching or otherwise interacting with appliance 351. Scheduler 451 constantly changes and updates the sizes of Bin A, Bin B, Bin C, Bin D, Bin E, Bin F, and Bin G on probabilistic wheel 463, depending upon date, time, user location, available user energy, and many other parameters associated with contextual user profile 411. This is illustrated by the differences in the sizes of Bin A, Bin B, Bin C, Bin D, Bin E, Bin F, and Bin G between Figure 1M and 1N. It should also be noted that the probability of presentation of a particular digital content message is independent of the period for which the digital content is to be displayed. For example, the fact that Digital Content item D has designated to be available for three hours may have little affect on whether Digital Content item D is offered for presentation, that is until the period of three hours expires.

Scheduler 453 of appliance 357 operates in a similar fashion. For scheduler 453, Digital Content items A, B, C, D, E, F, and G are analyzed and compared to contextual user profile 417. Neediness agent 465 analyses and compares Digital Content items A, B, C, D, E, F, and G with contextual user profile 417. The comparative analysis necessarily includes consideration of privacy blocks 404a and 404b. As a result of this comparative analysis, neediness agent 465 determines the relative size of the bins on probabilistic wheel 467 and then randomly selects which digital content should be offered for presentation to the user of appliance 357. The relative size of the bins will depend upon either the weight accorded the digital content messages or the confidence level associated with the weighing. Due to the different relative sizes of the bins, it is most probable that Digital Content items C, D, E, F, and G is presented, in some form or another, on display 358 (see also Figure 1H).

It will be appreciated that one implementation of the present invention may be the generation of a "scheduling agent" which is identified with a particular user. This scheduling agent may be extremely sensitive to location of the particular user as he or she moves between service regions 213, 215, 217, 219, and 221 within the network 11 (see Figure 1F). The implementation of such scheduling agents allows schedulers 451 and 453 to generate location-dependent changes in the relative sizes of the bins of

215, 217, 219, and 221 (see Figure 1F). In this manner, the probability that location-dependent digital content will be offered for presentation to the user is increased as the user approaches the optimum location for presentation of the digital content, as determined by the sponsoring entity. This type of intensely local targeted communication can be extremely effective, particularly if the digital content is an advertisement. This will be discussed in greater detail below in several examples of offering certain digital content for presentation based primarily upon location information.

Additionally, schedulers 451 and 453 may be "adaptive," such that schedulers 451 and 453 change over time. Such changes may either be "reactive" or "predictive." These adaptive changes to schedulers 451 and 453 are different than changes in contextual user profiles 411 and 417, which are constantly updated. Reactive changes to schedulers 451 and 453 may represent "step function" changes, such as a relatively long-term relocation of a user to a new distant locale, or "incremental" changes, such as a maturing of the user of a long period of time. This sensitivity to subtle changes can correspond to, be responsive to, and tracked with, changes in taste and preferences for the individual user. A step function adaptive change would occur in scheduler 451 if the user went on a vacation across the country for two weeks. Scheduler 451 would recognize this long-term change in location and adapt by offering different digital content, possibly digital content relating to the new location, for presentation. Further, the interests of a user who is seven or eight years old may differ substantially from the interests of a user who is fourteen or fifteen years old. If the user is a member of network 11 for that entire interval of time, from age seven to age fifteen, the user will be presented with repeated opportunities to update, modify, and supplement contextual user profile 411. As a result, incremental adaptive changes occur in scheduler 451 as the user ages over long periods of time. As tastes change due to maturation or other factors, scheduler 451 may also change and accord different weights to different sources, types, and subject matter of digital content. This type of response to either step function changes or incremental changes can be considered to be reactive changes.

On the other hand, schedulers 451 and 453 allow for and encourage certain types

11 is better able predict far in advance the types of digital content which may be or could be of interest to the users, even before the users actually develop an interest in such subject matter. This allows network 11 to "lead" the user to digital content which may be of interest to the user based upon inferences generated from contextual user profiles 411 and 417. This contrasts with the reactive changes discussed above which can be considered a form of "lagging" behind changes in the users' conditions. Predictive changes in schedulers 451 and 453 can be useful in targeted advertising as the information for all users can be analyzed and patterns can be determined for likes, dislikes, and preferences from the aggregated data of thousands of users. One example would be the advertisement of a particular book or type of music based upon a statistically reliable inference that users which like one type of book or music may also like another type of book or music which is somehow stylistically or otherwise related.

8.A.1.a.1 DELIVERY OF CONTENT BASED UPON KNOWN USER PREFERENCES: In the example of Figures 1H, 1I, 1J, 1K, 1L, 1M, and 1N, the differences between the digital content displayed on appliances 351, 353, 355, 357, 359, and 361 can be explained by differences between the users, as determined through examination of the respective contextual user profiles, such as contextual user profiles 411 and 417. By examining appliances 351, 353, 355, 357, 359, and 361 in Figure 1H, it is clear that certain digital content is more common to some users, but less common to other users. For example, there is a significant overlap between the digital content items received by the user of appliance 351 and the digital content received by the user of appliance 361. This overlap is based upon similarities in the respective contextual user profiles. In contrast, there is little similarity between the digital content received by the user of appliance 353 and the digital content received by the user of device 355. This lack of overlap is based upon differences in the respective contextual user profiles. Note that Digital Content D and G are communicated to all appliances 351, 353, 355, 357, 359, and 361. Thus, it is highly likely that LATLONG1, LATLONG2, LATLONG3, LATLONG4, LATLONG5, and LATLONG6 are all located within a single service region, such as geographic region GR1.

Users that have largely overlapping digital content can be considered as users who are "sharing" virtual space. If two or more users know one another and also share common virtual space through the receipt of generally similar digital content items, their user-experience can be richer and more enjoyable, and they can begin to build "community" within network 11 based upon common interests. This may take many forms including the creation, distribution, and sharing of digital content. It can also take the form of "virtual introductions." Essentially, there is a substantial opportunity for the development of community systems. Community systems and novel functions enabled by the present invention will be discussed in greater detail below when the preferred community systems are discussed.

8.A.1.a.2 PRIMACY OF USER PRIVACY PREFERENCES: Privacy is primary for network 11. User preferences, not network or merchant preferences, have priority.

8.A.1.a.3 INFERRED ACTION AND PURPOSE: One additional novel function enabled by the present invention is the ability of network 11 to infer action and purpose of the user based upon certain types of data. Of course, contextual user profiles are extremely useful in inferring action and purpose. However, location information and time information are equally important in inferring action and purpose. In the simplest form, the action and purpose of a particular user can be inferred through the analysis of location information only. For example, if the user communicates with network 11 from a "school" location, it would be reasonable to assume that the user is present for purposes related to obtaining an education. However, it may be useful to also consider time information in addition to location information to better determine or infer action and/or purpose of a particular user. For example, the communication by the user from a "school" location during a weekend or holiday may infer different types of action or purpose, such as attendance at a sporting event. Certainly, determinations based upon location and time are likely to be more accurate than determinations based upon location information alone.

It is also possible for network 11 to analyze changes in either or both of location and time in order to infer action and purpose. For example, if the user has traveled from a first known location to a second known location in a particular time frame, it may be

user profile to determine the most likely activity in which the user is about to become engaged. For example, with reference to Figures 1E, 1F, and the related tables of Figures 1G (1 of 5) through 1G (5 of 5), if the user has traveled from service region 219 from Home 239 to service region 213, on a particular day and time, network 11 can reasonably conclude that the user is going to either Riding Stables 225 or Water Park 227. In addition, network 11 can examine date information to determine if it is more likely that the user is going to Water Park 227 or Riding Stables 225. For example, in a winter season, it is unlikely that the user will be traveling to Water Park 227. Furthermore, an examination by network 11 of the user's profile, which has been compiled over a relatively long period of time, such as months, may result in a determination that the user ordinarily takes his riding lessons on a particular day and time, such as Saturday at 10:00 a.m. With this known data, network 11 can make reasonably accurate determinations about the actions and purposes of the user. Thus, travel on a particular day and time between service region 219 where Home 239 is located to service region 213 where Riding Stables 225 are located may give rise to a very reliable inference that the user is going to take riding lessons.

The following are several concrete illustrations of the utilization of location information only, location and time information, and changes in either of location and/or time information in order to infer action and/or purpose of the user. This information is useful because certain types of digital content may be more appropriate, relevant, or effective if offered for presentation at a particular time relative to an inferred action or purpose. For example, offering for presentation a commercial message from stores located in a particular mall is much more effective and relevant if network 11 can reasonably infer that a user is located at or in route to that particular mall.

8.A.1.a.4 **USE OF LOCATION INFORMATION ONLY TO INFER ACTION:**
Network 11 might infer that if a user is at "work," she is working. The system can exploit this knowledge by giving higher priority to content items that are associated with work-related activities.

8.A.1.a.5 **USE OF LOCATION AND TIME INFORMATION TO INFER ACTION**

night, she is attending a sporting event. For example, if the user is at school after hours or on a weekend in the fall, the action and purpose of the user may be inferred to be non-educational, such as attendance at a football game.

8.A.1.a.6 USE OF CHANGES IN LOCATION AND/OR TIME TO INFER ACTION AND/OR PURPOSE: In addition, if the user travels from one "known" location to another, network 11 may be able to infer the activity that the user is about to become involved in. For example, network 11 may infer that if a user is traveling from "Restaurant A," at which the user was located for the last hour, toward "work," that the user is going back to work.

The relative probabilities assigned to each content item and used by the scheduler vary with the current context and the contextual sensitivities of the set of content items being scheduled. The relative probabilities are computed using the neediness measures calculated individually for each content item. This calculation is discussed in the following section.

8.A.1.b. Neediness: DEFINITION OF NEEDINESS: An aggregated relevancy based on many factors which determine how important a piece of content is to a user under their current context. Essentially it is a combination of effects that are mapped back to a value.

COMPONENTS THAT AFFECT NEEDINESS:

- a. Content.
- b. Context (kept current all the time).
 - i. Device.
 - ii. Objective.
 - iii. Subjective.
 - iv. Preferences.

NEEDINESS CHANGES BECAUSE:

- a. Content Changes - Something a user has an awareness to escalates to a higher level of wanting to be seen, i.e., awareness trigger.
- b. User actions - changes context, for example, find something, send a message.
- c. Device status - docked status, signal conditions, etc.
- d. PG rating - rating flag is a hard limit on what can be seen
- e. Prerequisites - list of content that must have been seen within a certain space/time cylinder, which can be positive or negative.
- f. Interruptiveness - immediate pass-through.
- g. Loneliness - used to suppress repeat content. Individual time-constant based.
- h. Space/time sensitivity - cylinder list intersections.
- i. Habits (categorized place/time) - The experience platform enables individual device-holders to model their habits in terms of times, locations, and system-defined categories. At their discretion, device-holders are able to name the locations that want their device to know about. These location names are used when device-holders choose to expose their location information to other selected device-holders. The device "looks up" the current named place/time wherever the user is. It currently uses the smallest cylinder as their location if the user is in two overlapping cylinders. The rationale is that it makes the user's location more specific.

In addition to providing their own names for locations, device-holders can assign a habit category to a location. Actually, they can do this whether or not they provide a name for the location. The system service provider provides a plurality, preferably sixteen, predefined habit categories from which device holders can

choose. The habit categories represent places at which it can be inferred that a variety of typical behaviors and activities will take place. The habit categories will also have a predefined radius based on what it is. Content creators can take advantage of these inferred behaviors and activities and use them to affect the neediness of their content. A content creator can make the neediness of a given presentation package be sensitive to habits by listing applicable habit categories in the wrapper for that presentation package. An exemplary set of habit categories is listed below. This set is may be adapted as necessary.

- j. Habit Categories:
 - i. Home.
 - ii. School.
 - iii. Work / Job.
 - iv. Culture & Education.
 - v. Church.
 - vi. Mall.
 - vii. Restaurant / Café.
 - viii. Concert Hall / Venue.
 - ix. Movie theater.
 - x. Sports Stadium.
 - xi. Downtown.
 - xii. City Park.
 - xiii. Amusement Park.
 - xiv. Public Transportation.

- xv. Participatory Sports.
 - xvi. Friend's / Relative's House.
- k. Ratings - how the user rated it as well as when and where (time and place) he rated it.
- i. Specific - Explicit ratings for previously rated content - this is affected by the time and location of the previous ratings.
 - ii. Inferred - Content it refers back to on the device to make a rating. Each wrapper includes a key comprised of ratings, provided by its creator, to a plurality of, preferably ninety-six, characteristics, called content associations. The content association key provides a ninety-six-feature description of a presentation package that is mapped to a ninety-six dimensional space. The key provides a basis for inferring a preference rating for its associated presentation package in the absence of an explicit rating provided by the device-holder or a preliminary specific rating provided by the relationship network for it.
- The preference inference process is carried out by a content mentoring mechanism. Basically, any content item that is explicitly rated by a device holder will act as a potential mentor for other content whose content association key is similar. The degree of similarity between any two presentation-packages is determined by computing a Euclidean distance measure between the content association keys of the presentation-packages. Because the associations keys have four levels of strength of association for each of the ninety-six dimensions, the distance metric ranges from 0 (identical) to 29.39. The set of content associations is divided up into several categories. At the most fundamental level there is a distinction between category associations and property associations. Category associations provide a characterization of content in terms of taxonomic distinctions. Property associations provide a characterization in terms of

similarity, or closeness, is sensitive to both categorical and property descriptions.

iii. Identifying Mentors - Used to infer the preference of a piece of content that has not been rated yet to an explicitly rated piece of content, i.e., a mentor. This happens based on some similarity of the unrated content and the mentor. A piece of content can have more than one mentor.

iv. Preliminary - comes from relationship network.

l. Energy Balance - works to keep balance at a certain level (centered).

m. Transfer balance (number of bytes) - budgets the amount of bandwidth usage - space it out over a month period.

(1) Context driven.

8.B. User Interface: Purpose: Use-case analysis describes the different uses of a system (or subsystem) by each of the different types of its users. The analysis of usage was refined several times and resulted in identifying three primary high-level uses: acquiring and maintaining awareness, communicating, and searching. Of the major uses, awareness is the use that most sets the UI apart from other device UI's. Further, it is the integration of awareness services with other familiar features that makes the network of the present invention a truly compelling product. An early focus group study, an ecological study, and a later quantitative evaluation helped both in refining and in supporting the value of the identified combination of uses. So the UI needs to be highly effective in:

Providing awareness

Integrating other features coherently and consistently with the awareness structures in the UI

An exception to this is personalization of which there are two distinct types:

Giving users much flexibility in specifying the information they wanted to be aware

Providing users with the capability to create their own content, either to share with others on the network or to self-brand their device with their individual styles.

Only the first personalization use, that is, the need to provide users with flexibility in selecting and organizing information, became important to defining the UI framework.

8.B.1. Awareness Items

As used here, awareness encompasses a wide range of different types of information about, among other things, friends, events, processes, news, and merchant offers. Awareness is also manifested in different ways. We defined four forms of awareness that the network and its UI needed to be capable of supporting.

1. Awareness of what is close to you and happening around you at the present time. For example, awareness of the nearest ATM or Starbucks, and awareness of a special offer at a favorite nearby restaurant delivered to you near lunchtime.

2. Awareness of things that will happen or become effective at various times in the future. For example, awareness of an upcoming concert or soon to be released movie, awareness of invitations to parties or meetings, and awareness of new products.

3. Awareness about things that are of interest and that are happening now, but that are not near you or directly observable. For example, awareness of the score of a baseball game, awareness of stock quotes, awareness of a package delivery, and awareness of the location of friends.

4. Awareness of state and status of your activities and the system. For example, awareness of received messages, awareness of pending work such as an unfinished IM, awareness of the status of a sent message, and awareness that the battery is low or that you have lost connectivity.

8.B.2. Arrangement layer

a) Minimized content state

b) Viewing a few characteristics

- c) Content item

- 8.B.3. Work layer

- a) Maximized (opened) content state

- b) Manipulation

- 8.B.4. Stream

- a) "trailer" (animated content preview) content state

- b) Contextual alerts

- 8.B.5. Switcher

- a) Scaled-Minimized content state

- b) Rapid navigational tool

- c) Arrangement to arrangement

- 8.B.6. Menus and alerts

- a) Contextual actions

- b) User error alerts

- 8.C. UI (Alternate)

- 8.D. UI - Audio

- 8.E. UI Themes

8.E.1. Demographically configured: In accordance with the preferred embodiment of the present invention, the contextual user profile can have secondary uses, including determining the scheme, design, layout, and/or content of graphical user interfaces (GUI's) for the location-aware wireless communication appliances. The determination of a GUI which might be most pleasing and acceptable to a member may be determined by

member. Data regarding regional or demographical preferences may be aggregated to determine the most appropriate GUI.

8.E.2. Personality configured: Alternatively or additionally, a GUI may be determined, at least in part, by the personality of a particular member, based upon biographical, personal, and preferences data gathered for that particular member. Such data can be aggregated for a large number of users to determine the types of GUI's that are most pleasing to those types of members.

8.F. Rating mechanisms: As mentioned in Section 3.C, ratings enable the network platform to tune the selection and scheduling of content to each individual user's likes and needs. This tuning is the benefit accrued by the user for making the effort to rate content. However, rating is always an optional activity. See Sections 3.D, 6.B.2, and 8.A, for further details on the influence of ratings on content selection and scheduling.

8.F.1 Explicit methods: One method of acquiring ratings is by collecting explicit input from each user with regard to presented content. As content is presented, users are provided with the opportunity to rate the presented content. Nominally, the content item currently being presented in the Stream is the focus for the rating. The opportunity to rate is provided unobtrusively and is a natural way of interacting with the system. Since the Stream is generally continuous, the opportunity to rate content items is also generally continuously available.

The system is also inquisitive and can actively make inquiries of the user. For example, a content item may ask the user a generic question such as "do you like pizza?" A question of this sort can act as a mentor to the selection of other more specific content items related to it (e.g., an offer from a specific pizza restaurant). The inquisitiveness of the system is inherent in the manner in which content items are scheduled. It manifests itself in a conversational style that can be used to initiate a dialog-like interaction with the user.

A mechanism used to collect ratings explicitly from users is an analog responder mechanism that enables the user to make a choice among a one-dimensional spectrum of

or discrete (in which case the analog nature of the response is approximated). The analog responder mechanism can be enabled in hardware or software. In any case, the analog responder mechanism is made readily available to the user when needed and can register a rating with a single input action from the user. Section 11.A.2, Analog responder, provides a detailed description of this mechanism.

8.F.2 Implicit methods: An alternative method of acquiring ratings is by implicitly gathering information about user behaviors with regard to content and automatically assigning ratings on the basis of the behaviors. For example, the degree to which a user interacts with a given content item (either in terms of duration, or breadth and depth of exploration) can be collected and used to assign a rating (i.e., the greater the interaction the more favorable the rating).

8.F.3 Forgetfulness: Ratings of specific and prototypical content, whether obtained from explicit or implicit methods, provide information about each user's likes and dislikes in an ongoing way. Over time, ratings will tend to narrow the scope of content a given user sees by increasingly biasing the selection of content toward what the user is known to like. This tuning is desirable, and it adapts well to changes in a user's taste in the favorable to unfavorable direction. However, it is also desirable for the system to be able to adapt to changes that are in the unfavorable to favorable direction. To accomplish this, the system incorporates a forgetting mechanism. Ratings lose their strength with time. The longer the interval since a rating was collected the lower its influence over content selection will be.

8.F.4 Contextually situated ratings: Context can be a major factor in the utility or desirability of content. For example, an offer for a free cup of coffee may be very welcome and useful on the way to work in the morning, but not late at night at home. To account for the impact of context on preference, ratings are collected with time and location associations. Thus, a user's preferences relate to both the characteristics of the content and the context in which it is used.

8.F.5 Ratings of people: People are represented in the system as content items. Users can rate these "people" content items. In doing so, users establish relationship links

selection and scheduling. See section 3.I, Relationship network, and 6.B.3, Relationship influence, for further details.

8.F.6 Rating summary points:

- a. A user's profile is represented as a set of preference ratings to content items.
- b. Ratings help to tune content selection and scheduling.
- c. Ratings may be acquired through explicit (user specified) or implicit (behaviorally derived) methods.
- d. Users can input ratings using a responder mechanism that includes a spectrum of value choices (either in analog or discrete form).
- e. The influence of ratings dissipates with time.
- f. Ratings are associated with the context in which they are acquired.
- g. People (represented by content items) can be rated. These ratings are applied to broaden the content selection and scheduling process.

8.G. Inquisitiveness: Inquisitiveness in the form of a content item that embeds a question that is rated was discussed briefly above. However, the mechanisms and techniques of inquisitiveness have broader application and are discussed in greater detail here. In accordance with the preferred implementation of the present invention, location-aware wireless communication appliances D1, D2, D3, D4, and D5 are systems which initialize and configure themselves through highly anthropomorphic dialogs between appliances D1, D2, D3, D4, and D5 and the corresponding users. In this manner, appliances D1, D2, D3, D4, and D5 can generally be considered "plug and play" in their ease of use during the initialization and configuration operations. The following is a discussion of an exemplary or illustrative dialog between appliance D1 and the user during the initialization and configuration.

As discussed briefly above, the user may also be "profiled" by network 11 through direct interaction, preferably through highly anthropomorphic dialogs between network 11 acting through the particular location-aware wireless communication appliance D1 and the user. In other words, the dialog will appear to the user to be a dialog with a human. In order to enhance this illusion network 11 may assign a name, identity, communication style, and even a personality type to the dialog. In accordance with the preferred embodiment of the present invention, network 11 includes a number of software agents that operate to initiate a dialog or interleave a series of questions which are utilized by network 11 to gather certain types of information about each particular user. Such dialog or series of questions will be referred to herein as "inquisitiveness." The information may include biographical data, which relates only to a particular user; demographic data, which may, in aggregation, provide generally useful information to network 11; and preferences data, which provides very particular information about each user, but which may also be aggregated in order to provide high-level information which may be useful to network 11.

In accordance with the preferred implementation of the present invention, this inquisitiveness takes the form of a highly human dialog between one or more particular software agents running on network 11 and the particular user. The series of questions or dialogs may be interleaved or dispersed among or between other types of communications and/or digital content. In other words, there is no requirement that the user be subjected to an experience similar to responding to a written questionnaire or responding to an interrogation. In sharp contrast, in accordance with the preferred implementation of the present invention, the questions may be spaced out over a relatively long time interval, for example, many months, and presented in a manner which is not offensive, burdensome, or taxing to the user; but which instead may take the form of interesting dialogs or exchanges between network 11 and the user. The inquisitiveness experience may become even more interesting and rewarding to the user when an identity and/or personality is assigned to the inquisitiveness software agents operating to obtain the information. Also, in accordance with the preferred embodiment, there is no requirement that the information be gathered in any particular order; therefore, each user may have a unique experience in terms of dealing with or responding to an inquisitive

relatively long time intervals, however, the same types of information can be amassed for each particular user.

Figure 1E is a simplified table representation of some types of basic information that can be aggregated or assembled for a particular user. In Figure 1E, three broad categories of data are shown: biographical data 151, demographic data 153, and preferences data 155. For each broad category 151, 153, and 155, three columns of exemplary data are illustrated: a data element column 157, a confidence column 159, and a correlation column 161. Data element column 157 contains particular data elements. Confidence column 159 contains either a quantitative or qualitative determination by the software agent of a confidence level in the accuracy of the data element. Correlation column 161 contains either a quantitative or qualitative record of an internal cohesiveness or coherence of the data element as determined through dialogs or inquiries specifically utilized to uncover inconsistencies or incongruities in the data elements.

Broad categories 151, 153, and 155 may each have subcategories. For example, biographic data category 151 may include the following subcategories: name subcategory 163, gender subcategory 165, age subcategory 167, and ethnic background subcategory 169. As is shown, data element column 157 contains the data element "Sue" in name subcategory 163, the data element "female" in gender subcategory 165, the data element "13" in age subcategory 167, and the data element "Chinese-American" in ethnic background subcategory 169. In this example, confidence column 159 includes a qualitative confidence determination of the accuracy of the data elements. As is shown, confidence column 159 contains the qualitative determination of "High" for the data element "Sue" in name subcategory 163 and for the data element "female" in gender subcategory 165; but only the qualitative determination of "Medium" for the data element "13" in age subcategory 167 and for the data element "Chinese America" in ethnic background subcategory 169. Thus, at the time of the example illustrated in Figure 1E, network 11 has high confidence in the name and gender information, but only medium confidence in the age and ethnic background information. In this example, correlation column 161 includes a qualitative determination of the relative correlation of the data

"Yes" for the data element "Sue" in name subcategory 163, for the data element "female" in gender subcategory 165, and for the data element "13" in age subcategory 167; but the qualitative determination of "No" for the data element "Chinese American" in ethnic background subcategory 169. Thus, correlation column 161 indicates that the name, gender, and age data has been correlated through different queries and that they are coherent or cohesive; but that the ethnic background data has not been correlated, resulting in some uncertainty as to this data element. In practical terms, this type of determination is consistent with someone having a dual ethnicity, such as a "Chinese-American."

Continuing with the example of Figure 1E, demographic data category 153 may include the following subcategories: culture subcategory 171, region subcategory 173, and likely family income subcategory 175. As is shown, data element column 157 contains the data element "American" in culture subcategory 171, the data element "East Coast" in region subcategory 173, the data element "High" in likely family income subcategory 175. In this example, confidence column 159 contains the qualitative determination of "High" for only the data element "East Coast" in region subcategory 173; but only the qualitative determination of "Low" for the data element "American" in culture subcategory 171 and for the data element "High" in likely family income subcategory 175. Thus, at the time of the example illustrated in Figure 1E, network 11 has high confidence in the region information, but only low confidence in the culture and likely family income information. As is shown, correlation column 161 contains the qualitative determination of "Yes" for the data element "East Coast" in region subcategory 173; but the qualitative determination of "No" for the data element "American" in culture subcategory 169 and for the data element "High" in likely family income subcategory 175. Thus, correlation column 161 indicates that the region data has been correlated through different queries and that it is coherent or cohesive; but that the culture and likely family income data have not been correlated, resulting in some uncertainty as to these data elements.

Preferences data category 155 may contain information on the particular likes, dislikes, and preferences for a particular user. In the example of Figure 1E, preferences

177, hip-hop music subcategory 179, and clothing from The Gap subcategory 181. As is shown, data element column 157 contains the data element "High Interest" in action movies subcategory 177, the data element "Low Interest" in hip-hop music subcategory 179, the data element "High Interest" in clothing from The Gap subcategory 181. In this example, confidence column 159 contains the qualitative determination of "High" for the data element "High Interest" in action movies subcategory 177 and for the data element "High Interest" in clothing from The Gap subcategory; but only the qualitative determination of "Low" for the data element "Low Interest" in hip-hop music subcategory 179. Further, correlation column 161 contains the qualitative determination of "Yes" for the data element "High Interest" in clothing from The Gap subcategory 181; but the qualitative determination of "No" for the data element "High Interest" in action movies subcategory 177 and for the data element "Low Interest" in hip-hop music subcategory 179. Thus, in the example of Figure 1E, the user has a "high interest" in action movies, and this information has been accorded a "high" confidence level, but which has not been correlated through other queries or interaction. Additionally, the user has a "low interest" in hip-hop music, but this information has been accorded a "low" confidence level, and there has been no correlation through other queries or interaction. Additionally, this particular user has a "high interest" in clothing from The Gap, with a high confidence level for this data, and verification of the information through correlation with other queries or other interaction.

As is evident from the example of Figure 1E, a great deal of information can be gathered relating to a particular user. In practice, there may be thousands of data elements which are determined over a relatively long interval of time through repeated, interesting, highly-conversational, and anthropomorphic interaction between network 11, operating through location-aware wireless communication appliance D1 and the user. In this manner, the user can be modeled quite accurately and extensively. This modeling information can be very useful to a service provider for network 11, and for any affiliated entities. Such entities may include non-profit community entities, but may also include for-profit enterprises which provide goods or services to the users of network 11. Having a great deal of highly-accurate, detailed information, relating to the user's schedule -

be highly advantageous for tightly focused, narrowcasted advertisements or solicitations. This type of focused advertising has been determined by experts to be extremely effective. However, the goals of the present invention are not entirely commercial.

This type of information is also useful in allowing adolescents to identify others with similar or different backgrounds, habits, likes, dislikes, and other preferences. This is useful in establishing a network of friends and acquaintances, and is especially useful in building "community" through the network established utilizing the location-aware wireless communication appliances D1, D2, D3, D4, and D5. For adolescents, there is generally high interest in such community activities.

8.H. Prioritized Interrupts: Referring now to Figure 3B in the drawings, a block diagram representation of the preferred operating system for the appliance of the present invention is illustrated. As is shown, a graphics controller 1551 serves to manage the digital content displayed on display screen 1537. A thumbboard controller 1553 is dedicated for controlling the operation of thumbboard 1527. An analog responder controller 1554 is dedicated for controlling the operation of analog responder 1528. A GPS stack 1555 is associated with GPS module 1507 which transmits and receives GPS data and information from GPS antenna 1505. A TCP/IP stack 1557 is associated with CDPD modem 1509 which transmits and receives CDPD data through CDPD antenna 1507. A video application program interface (API) 1561 is associated with a video device driver 1559 which is communicatively coupled with graphics controller 1551. A thumbboard API 1565 is associated with a thumbboard device driver 1563 which is communicatively coupled with thumbboard controller 1553. An analog responder API 1564 is associated with an analog responder device driver 1566 which is communicatively coupled with analog responder controller 1554. A GPS API 1569 is associated with a GPS communication device driver 1567 which is communicatively connected via a serial input/output port to GPS stack 1555. A CDPD API 1573 is associated with a CDPD communication device driver 1571 which is communicatively coupled via serial input/output to TCP/IP stack 1557. API's 1561, 1565, 1569, and 1573 are communicatively coupled to an operating system 1575. Joysticks 1530, sound controller

1549, and additional input elements 1529 may be associated with comparable API's and device drivers.

Operating system 1575 is preferably a conventional operating system, such as ThreadX available from Express Logic, Inc., which has been ported to function with CPU 1501, and which has been customized to function on network 11. A conventional file system 1576, preferably FileX available from Digital Filing Solutions, Inc., operates in conjunction with operating system 1575 and manages data and files on appliance 1500. In accordance with the preferred implementation of the present invention, a Flash rendering engine 1577 is communicatively coupled to operating system 1575 and file system 1576. It is preferred that the dynamic user interface (DUI) is predominantly a series of Flash movies, graphics, or animations which are rendered or displayed on display screen 1537 and adapted to provide information to the user in the form of messages or other communications, and to receive input from the user from either thumbboard 1527, analog responder 1528, joysticks 1530, or additional input elements 1529. As is shown, an application scheduling module 1579 is provided for application scheduling and user input control. A plurality of applications, such as application 1581 and application 1583, may be running simultaneously on appliance 1500. Application scheduling module 1579 manages applications 1581 and 1583 by allocating system resources so that network 11 and appliance 1500 function properly and efficiently. A scripting API 1585 may also be provided in communication with application scheduling module 1579. Scripting API 1585 manages and controls a plurality of custom applications, such as custom application 1587 and custom application 1589.

MESSAGING CENTRIC NETWORK SYSTEM WITH LOW LATENCY: In accordance with the preferred implementation of the present invention, messaging functions are accorded a primary status within the network and device operation. Accordingly, interrupts within the device which are associated with external communication are given a priority of operation over other applications which are running locally within any particular location-aware wireless communication appliance. This results in a low latency in communication.

9. Refresh

9.A. Awareness hidden subscription model.

9.B. Things grabbed from stream are auto-subscribed.

10. Network

10.A. Packet data: The present invention preferably utilizes a CDPD protocol for the communication of digital content. However, it should be understood that network 11 may be adapted to utilize other communication protocols, such as the 3rd Generation (3G) protocol supported by the consortium led by AT&T and Ericson, other protocols supported by other wireless communication consortia, Global System for Mobile Communications (GSM), General Packet Radio Service (GPRS), and/or other global standards.

CDPD:

GPRS:

10.B. Gateways: In accordance with the preferred implementation of the present invention, one or more modes of communication which are possible utilizing network 11 and appliances 351, 353, 355, 357, 359, or 361 may be integrated with the e-mail and/or instant messaging functions of either or both of AMERICA ONLINE, ICQ, and/or MSN and others.

11. Device

11.A. Hardware

11.A.1. Physical configuration: Until now, handheld, wireless devices have primarily been used for person-to-person communication by voice, transmitting and receiving voice data in real-time. These "mobile phone" devices have allowed users to go wherever they like and still be in touch with their friends and colleagues just as though they were using a wired phone at home or work. Communication by textual means, such as e-mail, has been performed almost exclusively over land-based copper and fiber optic phone lines because the wireless communication networks have simply not had the

capacity or capability to provide cost effective, wireless transmission of textual data. But recent advancements in wireless technology have made it possible to provide cost-effective data transfer over existing wireless networks.

The most common means of textual communication has been e-mail, but a relatively new form of messaging called "instant messaging" (IM) has caught on and has grown very rapidly in popularity in the last several years. Unlike e-mail which sits in an electronic mailbox until the user retrieves his or her e-mail messages, IM occurs nearly instantaneously, producing a notification and a dialog box on a user's screen alerting the user that the user has an incoming message. In addition, users have the ability to know if the recipient is on-line and available to receive an IM message.

Many handheld, wireless devices are beginning to provide access to e-mail, but their functionality is currently very limited. The user is usually limited to browsing, that is receiving and reviewing the information, not authoring and sending data. Much like retrieving voice messages from a voice mailbox, the user is only able to retrieve e-mail messages from their e-mail in-box. The primary reason is that authoring messages requires a convenient method of alphanumeric data entry. Users are hesitant or reluctant to enter a message if the data entry process is slow and difficult. This is a problem that conventional devices cannot properly address due to user interface limitations, i.e., the capabilities, design, and layout of the physical devices. While e-mail may require entry of a moderate length message in response to a received message, such data entry usually happens at a time the user deems appropriate and convenient, not at a time dictated by the sender of the message. This is very much like the user being able to periodically check voice messages in a voice mailbox, and respond at the user's convenience.

IM, however, is more real-time and intrusive than e-mail, the same way that an incoming phone call is more real-time and intrusive than checking voice messages. IM is a much more frequently accessed and used system than an e-mail client; therefore, IM requires a network and appliance that are much more convenient to use than an e-mail client. Such a level of convenience has been possible with wired connections and desktop computers. With traditional desktop computers, the computer is placed on or

immediately see incoming IM messages presented on the display, then respond to the IM messages using the keyboard. The user does not have to remove a device from the user's belt clip or pocket and open the device to see the IM message. Neither does the user have to then locate a work surface for support and connect a peripheral keyboard in order to compose a response.

To be convenient for IM, a device must be able to support effortless reading of incoming IM messages and rapid entry of responses. Such support minimizes the inconvenience of the intrusion of the IM message. The device should allow a minimum amount of effort to perform the tasks involved when using IM. An ideal IM device requires the following unique and distinct features:

1. A display that is always visible. If, for example, the device must transition from a closed state (maximum portability) to an open state (maximum usability), the display should be visible in each state. Users are very intolerant of a device that must be opened and closed each and every time an IM message or notification occurs. Ideally, the display should be large enough and have the capabilities to display both textual and graphical information, allowing for a rich presentation of information;
2. A data entry means that is large enough for human hands and that is designed for rapid entry of moderate length alphanumeric messages;
3. An overall size which allows the device to be operated, ideally, with one or two hands, and which makes the device convenient for portable use; and
4. A design that allows the user to quickly interact and perform minimal responses to incoming IM messages, even if the device is in a closed state.

In order to be appropriate for mobile use, the device should be small and convenient to carry and use. For this reason, the features listed above are typically mutually exclusive. There are a variety of devices available that are capable of providing wireless access to textual information, such as mobile phones, PDA's, handheld computers, and two-way pagers, but the compromises in all of their designs limit their

easy to see, but the device lacks an input device, has a small and inappropriate input device, has a slow and error prone method of data entry, or requires additional peripheral devices and a work surface for support. For other devices, a suitable input device is present, but the device transforms between multiple states which prevent the display from being seen in one of the states, limiting the convenience of using the device on a frequent basis.

Conventional wireless communication devices can be categorized into several distinct configurations:

1. Mobile phones, commonly known as "cellular phones;"
2. Personal digital assistants, commonly referred to as PDA's;
3. Handheld computers, commonly referred to as palmtop computers; and
4. Two-way pagers.

The configuration of a mobile phone typically consists of:

1. A small display that is always visible;
2. A keypad for numeric data entry; and
3. An internal communication module that can transmit and receive analog and/or digitized voice data.

The mobile phone configuration has the following disadvantages:

1. The display is typically very small and inappropriate for display of large amounts of textual data. They are typically proportioned for one or two rows of phone numbers and proper names, not textual data in the structure of a written sentence;
2. The keypad is commonly located adjacent to the display, increasing the overall size of the unit;
3. On some units, the device has a clamshell design that obscures both the

4. The keypad is typically a twelve-digit keypad designed for numeric data entry, although the keyboard usually supports alphanumeric character entry for the purpose of entering proper names into an address book maintained in the phone's memory. The commonly used method of accessing alphanumeric characters is to switch the device into a text entry mode, then press a key repeatedly to access a particular one of a subset of characters available for each key. This method is extremely slow, awkward, error prone, and is not appropriate for a device intended to transfer textual data on a regular basis; and

5. The communication module is typically engineered to support voice communication, and in only the latest device versions, limited retrieval of alphanumeric data.

The configuration of a PDA typically consists of:

1. A large display that is always visible;
2. A touch screen and stylus for data entry;
3. No keyboard for data entry; and
4. No internal communication module.

The PDA configuration has the following disadvantages:

1. The device has no keyboard, so alphanumeric data entry is usually performed in one of two ways: (a) the user taps with a handheld stylus on a "soft" keyboard that is drawn on the display, or (b) the user writes on screen with a handheld stylus and the processor converts the user's writing into text data;
2. An optional detachable keyboard may be available, but the keyboard usually requires a flat surface for support during use as it is tethered to the device by a cable or attaches in such a way that it will easily become detached if tilted. This makes the keyboard extremely awkward for use in one hand while on the move; and

5. The device lacks a communication module. Modules may sometimes be added, but at the expense of consuming the port available for connecting the optional keyboard to.

The configuration of a palmtop computer typically consists of:

1. A large display screen;
2. A complete keyboard;
3. A clamshell design where the display closes over the keyboard, or a flat layout where the display is located adjacent to the display; and
4. No internal communication module.

The palmtop configuration has the following disadvantages:

1. The clamshell design renders the display non-visible when the device is closed. The clamshell design affords protection to the display and keyboard when the device is closed, but is not adequate for frequent presentation of information to a user on the move; and

2. The relatively large size makes the device prohibitive for use as an IM device. When a large display and keyboard are present, the device becomes inconvenient for the user to carry on a regular basis. When the device dimensions are reduced to yield a more convenient size, the usability of the display and keyboard are greatly reduced.

The configuration of a two-way pager typically consists of :

1. A small display screen;
2. A small, complete keyboard; and
3. A flat layout where the keyboard is located adjacent to the display, or clamshell design where the display folds over the keyboard when closed.

1. Units with a flat layout have displays that are always visible, but to keep the overall device size down, the display and keyboard are reduced to minuscule dimensions which greatly reduces their usability; and

2. Units with a clamshell design, render the display non-visible when the unit is closed, adding inconvenience when the user must look at the display.

The distinction between each category of devices is blurring daily, but a trend is very evident in all the previously mentioned devices. The devices are either:

1. Designed primarily for voice communication and have limited alphanumeric entry capability, or a capability that is not suited to use in your hands while on the move; or

2. Designed primarily for occasional retrieval and display of textual information and have a design that is very inconvenient for frequent input and viewing of data while on the move.

The present invention is a new and improved configuration of a handheld, wireless communication device that overcomes the limitations of current handheld, electronic devices that serve or can be adapted to the purpose of bi-directional, wireless communication of textual information. The appliance of the present invention is a small, electronic device that can be held and operated with one or two hands, in a convenient and comfortable manner under usage conditions typically encountered with a mobile phone device. In addition, the appliance is configured such that it can be held and minimally operated in one hand. The appliance has a display screen, preferably color, capable of displaying textual and graphical information, and an input device that allows rapid and comfortable entry of alphanumeric data. The display may be protected by a cover made of either a rigid or flaccid material to afford protection from damage. The cover may be of a material such as a clear plastic or rubber that allows the display to remain visible even when covered. The appliance transitions between at least two states, each of which allows viewing of presented data, and acknowledgement of and response to received messages.

One device state maintains a small footprint, whereby the device consumes a minimal amount of volume and affords a greater level of portability and concealment, hereafter called the "closed" state. A second device state affords a more efficient level of alphanumeric data entry, hereafter called the "open" state. The device can transition from the open state to the closed state easily and with a minimum of effort, preferably with one hand. In the preferred embodiment, the appliance's display remains visible in either state, allowing the user to observe incoming messages without having to manipulate the device to transition it from one state to another, such as from closed to open.

The appliance of the present invention comprises at least the following components:

1. An alphanumeric input device, such as a keyboard or thumbboard;
2. A display device, such as an LCD, LED, or LEP display screen;
3. A processor;
4. A power source, such as a battery or mechanical generator like a wind-up spring mechanism;
5. A wireless communication module, such as a CDPD, CDMA, or GSM modem; and
6. A body consisting of at least two distinct parts - one containing the display device and one containing the input device, the remaining required components may be located in either or both of these two parts.

In a first device configuration:

1. The display remains visible when the device is in either the open or closed state;
2. In the closed state, the display remains visible, but obscures the input device;

3. The display is movable such that it reveals the input device obscured below the display when the device is transitioned from the closed state to the open state; and

4. When transitioning from the closed state to the open state, the display moves in one or a combination of a sliding, hinging, or pivoting movements as illustrated in a very broad sense in Figures 2A-2G. In Figures 2A-2C, an always visible display 501 translates relative to a body portion 503 to reveal an input device 505. In Figures 2D-2G, an always display 507 pivots relative to a body portion 509 to reveal an input device 511.

In a second configuration:

1. The display remains visible when the device is in either the open or closed state;

2. In the closed state, the display remains visible, but obscures the input device;

3. The input device is movable such that it is revealed from below the display when the device is transitioned from the closed state to the open state; and

4. When transitioning from the closed state to the open state, the input device moves in one or a combination of a sliding, hinging, or pivoting movements as illustrated in a broad sense in Figures 2H-2J. In Figures 2H-2I, an input device 513 translates into a body portion 515 which carries an always visible display 517.

The preferred configuration of an appliance 601 according to the present invention is illustrated in Figures 2K-2P. Figure 2K is a front view; Figure 2L is a rear view; Figure 2M is a right side view; Figure 2N is a bottom view; Figure 2O is another front view; and Figure 2P is another rear view of appliance 601. In Figures 2K-2N, appliance 601 is shown in the closed state in which an always visible display portion 603 conceals a novel QWERTY thumbboard 605 that is carried by a body portion 607. In Figures 2O and 2P, appliance 601 is shown in an open state in which display portion 603 has been translated relative to body portion 607 to reveal thumbboard 605. As is best seen in Figure 2P, display portion 603 may include a plurality of rigid support rails 611 that telescope into

is in the open state. It should be understood that other support means, such as interlocking grooves on display portion 603 and body portion 607 may also be used to provide additional support for display portion 603. Display portion 603 is dimensioned to house a plurality of components (not shown). Such components may or may not be directly related to the display of images, such as a GPS antenna and integrated circuit boards. Likewise, body portion 607 is dimensioned to house a plurality of electronic components and systems and necessary integrated circuit boards, such as the microprocessor (not shown) and cache memory 392, 394, and 396 (see Figure 1K).

Display portion 603 includes a display screen 615. Display screen 615 is preferably a high-resolution, 16-bit color, reflective LCD screen being 320X240 pixels having a diagonal display area of about 3.8 inches. It should be understood that other comparable display screens may be used. Although always visible, display screen 615 will cycle down to a "power save" mode during periods of non-use to conserve power. A cover or shade (not shown) may be utilized to protect display screen 615 from damage, to enhance visibility, to prevent glare, or to alleviate or minimize other common problems associated with such display screens. In the preferred embodiment, display screen 615 is covered by a protective bezel (not shown).

Appliance 601 is powered by a portable power supply (not shown), such as batteries. In this regard, a power supply cover 613 is provided to cover and protect the portable power supply. In the preferred embodiment, the portable power supply is rechargeable by placing appliance 601 in a docking station or charging station (not shown). Although appliance 601 operates on DC current, appliance 601 may be plugged into and powered by a conventional 110-Volt wall outlet (not shown) with the use of a conventionally functioning AC to DC power transformer (not shown).

A plurality of push pads 617 are located at selected locations on display portion 603. Push pads 617 are preferably located such that the user may translate display portion 603 relative to body portion 607 by pushing on push pads 617 with his thumb or thumbs. In the preferred embodiment, display portion 603 is preferably made of rigid, molded plastic or similar material. Body portion 607 is preferably made of a similar

607 may be partially transparent or translucent, having a colored tint. A plurality of protective bumpers 619, preferably made of rubber or rubberized plastic, are coupled to display portion 603 and body portion 607 at selected locations. A plurality of raised grips 621 may be integrated into protective bumpers 619 to facilitate handling of and interaction with appliance 601. Appliance 601 may be of modular construction so that a plurality of the external components may be quickly and easily interchanged. Such interchangeability allows the user to choose from a wide variety of exterior styles and designs, thereby customizing appliance 601 to the user's particular tastes. In this manner, the appearance of appliance 601 can be modified to suit the user's ever changing moods and attitudes.

Appliance 601 includes a plurality of input/output devices, such as LED's 623, at least one speaker 625, a plurality of joysticks 627, conductive power terminals 629 for attachment to the docking station, an infrared (IR) port 631 for the transfer of data, a DC adapter port 633 for attachment of the power transformer, a headphone jack 635 for use with headphone speakers, an on-off switch 637 for toggling appliance between an "on" state, an "off" state, and/or a "standby" state, as further explained herein, and an analog responder 639. Analog responder 639 will be discussed in considerable detail below. It will be appreciated that LED's 623, joysticks 627, and on-off switch 637 may be multi-functional. For instance, LED's 623 are preferably full-spectrum color LED's that can be selectively programmed by the user to display selected colors at selected intensities and/or selected flash frequencies in response to certain conditions. LED's 623 are particularly useful when display screen 615 has cycled down into the power save mode. This allows the user to interact with appliance 601 without transitioning appliance into the open state. By using only LED's 623, speaker 625, joysticks 627, IR port 631, and analog responder 639, a user can perform a considerable amount of input/output without transitioning appliance 601 into the open state.

Analog responder 639 is a one-dimensional, electronic touch pad disposed within appliance 601. Analog responder 639 is activated by the user touching selected areas of appliance 601. Preferably, analog responder 639 is disposed within and centrally located along a lower edge of body portion 607 closest to the user. Such location allows analog responder 639 to be usable when appliance 601 is either in the closed state or the open

state, i.e., when display portion 603 is translated relative to body portion 607. It is preferred that analog responder 639 be adjacent or in close proximity to display screen 615, because analog responder 639 functions primarily to manipulate a cursor or graphical images being displayed on display screen 615. The one-dimensional functional boundaries of analog responder 639 are preferably indicated by raised end ridges 641 or similar visual indicia. For example, one boundary may be indicated by a "-" sign and the opposing end boundary may be indicated by a "+" sign. Such indicia are particularly useful because a primary function of analog responder 639 is to allow the user to selectively input a response to a query from an analog range of possible responses. Using the current example, the end boundary indicated by the "-" might represent a negative response by the user to a query, such as "I do not like pizza;" whereas the end boundary indicated by the "+" might represent a positive response by the user to the same query, such as "I love pizza." In a similar fashion, analog responder 639 is visually segmented, preferably by raised intermediate ridges 643, or similar visual indicia placed incrementally along the length of analog responder 639 between end ridges 641. In the preferred embodiment, intermediate ridges 643 are more pronounced at the center 645 of analog responder 639 and decrease in size or shape, if applicable, toward end ridges 641. This allows the user to quickly determine which portion of analog responder 639 the user is touching, tapping, or depressing.

Analog responder 639 may be programmed for response in either an "absolute" mode or a "relative" mode. In absolute mode, locations along the length of analog responder 639 are directly mapped to locations on display screen 615. For example, if the user touches the analog responder at right end ridge 641, the cursor or movable graphical image being displayed on display screen 615 would appear at the rightmost portion of display screen 615. On the other hand, in relative mode, locations along the length of analog responder 639 are not mapped directly to any specific location on display screen; rather, movements along analog responder 639 are programmed to provide programmed movement of a cursor or graphical image relative to the current location of the cursor or graphical image on display screen 615. For example, if the user drags her finger along the length of analog responder 639 from the right to the left, the cursor or

right to the left. Absolute and relative mapping of analog responder 639 will be discussed in more detail below with respect to Figures 5A-5G.

Referring now to Figures 2Q-2S in the drawings, an alternate embodiment of the appliance of the present invention is illustrated. Figure 2Q is a front view; Figure 2R is a rear view; and Figure 2S is a right side view of appliance 701. As with appliance 601, appliance 701 has an always visible display portion 703 and a body portion 707. Display portion 703 carries a display screen 715, similar in form and function to display screen 615. Display portion 703 translates relative to body portion 707 to reveal a QWERTY thumbboard (not shown) which is similar in form and function as thumbboard 605. As is shown, appliance 701 includes similar input/output ports and devices as appliance 601, such as LED's 723, at least one speaker 725, a plurality of joysticks 727, and an analog responder 739. In addition, appliance 701 includes a conventional two-dimensional touch pad 729 on the backside of appliance 701. Touch pad 729 is located such that it can be utilized by the user while appliance 701 is in either the closed state or the open state. Touch pad 729 may be programmed to map to display screen 715 in either an absolute mode or a relative mode.

CLAM-SHELL HOUSING: Referring now to Figures 2T-2V in the drawings, another alternate embodiment of the appliance of the present invention is illustrated. In this embodiment, an appliance 801 has a clam-shell design. Figure 2T is a front view; Figure 2U is a right side view; and Figure 2V is another front view of appliance 801. As with previously discussed embodiments, appliance 801 has an always visible display portion 803 and a body portion 807 which carries a novel QWERTY thumbboard 805. In this embodiment, a screen display 815 on display portion 803 thumbboard 805 both face outward and are on opposite sides of body portion 807 when appliance 801 is in the closed state. As appliance 801 transitions to the open state, display portion 803 hingedly pivots relative to body portion 807 as indicated by arrow 809 in Figure 2U. In the open state, display screen 815 is adjacent to and visible above thumbboard 805. As is shown, appliance 801 includes similar input/output ports and devices as appliance 601, such as LED's 823, at least one speaker 825, a plurality of joysticks 827, and an analog responder 839.

SLIDEABLE KEYBOARD: Referring now to Figures 2W-2Z in the drawings, another alternate embodiment of the appliance of the present invention is illustrated. In this embodiment, an appliance 901 has a telescoping design. Figure 2W is a front view; Figure 2X is a rear view; Figure 2Y is a right side view; and Figure 2Z is another front view of appliance 901. As with previously discussed embodiments, appliance 901 has an always visible display screen 915. Display screen 915 is carried by a body portion 907 into which a novel, two-piece QWERTY thumbboard 905a and 905b telescopes into from opposing sides of body portion 907. As is shown, appliance 901 includes similar input/output ports and devices as appliance 601, such as LED's 923, at least one speaker 925, a plurality of joysticks 927, and an analog responder 939. Joysticks 923 are carried on each piece of thumbboard 905a and 905b.

PREFERRED INTERNAL DEVICE HARDWARE:

THE IDEAL DEVICE: A preferred "ideal" device may include a variety of additional conventional functions and features. These additional functions and features, include interchangeable components, personal information management (PIM) functionality, and synchronization capabilities with other personal computing devices and desktop PC's. These additional features and functionality are limited only by the appliance's physical size, the appliance's available memory, the capacity of network 11, the bandwidth of network 11, and the cost of airtime.

THE INTERMEDIATE DEVICE: The preferred "intermediate" device includes a combination of components, features, and functionality from both the "ideal" device and the "low-cost" device.

THE LOW-COST DEVICE: Referring now to Figure 3A in the drawings, a block diagram representation of a preferred "low-cost" version of a location-aware wireless communication appliance 1500 of the present invention is illustrated. As is shown, a central processing unit (CPU) 1501 is provided for executing programs in the form of executable program instructions and data. In practice, CPU 1501 may include several separate processing systems, each being dedicated to a particular function or functions. CPU 1501 is preferably a 206-Megahertz microprocessor and chip set available from Intel

Corporation under the model name StrongARM. CPU 1501 has been customized for operation with appliance 1500 and network 11.

An input/output system 1503 is provided for transmitting and receiving GPS and GPRS data and information. More particularly, a GPS module 1507 is carried within appliance 1500. GPS module 1507 transmits and receives GPS data through a GPS antenna 1505. A GPRS modem module 1509 is also carried within appliance 1500. GPRS module transmits and receives GPRS data and information through a GPRS antenna 1507. Appliance 1500 "knows" its location through receipt of GPS signals from GPS antenna 1505 after processing by GPS module 1507. Appliance 1500 receives and transmits communications to network 11 utilizing a GPRS protocol over GPRS modem module 1509 and GPRS antenna 1507. An additional means of communication may be provided in the form of an IR input/output module 1510. IR input/output module 1510 allows appliance 1500 to communicate with other electronic devices, such as computers or other location-aware wireless communication appliances utilizing IR signals. A power management module 1513 is carried within appliance 1500. Power management module 1513 receives power from portable power source, such as batteries 1511 or external power supply 1515, and regulates and supplies power to CPU 1501 and all other components of appliance 1500. Each of these input-output systems 1507, 1509, 1510, and 1513 is in electrical communication with central processing unit 1501, preferably serial communication.

A memory system 1517 is provided which includes RAM 1519, flash memory 1521, programmable read-only memory (PROM) 1523, and a hardware identification module which holds a unique serial number for each appliance 1500. Each of these memory systems 1519, 1521, 1523, and 1524 is in electrical communication with central processing unit 1501, preferably serial communication. It should be understood that other types of memory modules may be utilized depending upon the desired application.

A user input system 1525 is provided which includes a novel QWERTY thumbboard 1527, an analog responder 1528, joysticks 1530, and a plurality of additional input elements 1529. Thumbboard 1527 may be illuminated by a backlight 1531 to allow use in

graphical pointing device or a separate touch pad may be provided (see Figure 2R). Additional input elements 1529 include buttons or switches that are accessible from the exterior of appliance 1500 and which control basic operations or dedicated functions.

An output system 1533 is also provided which includes a vibratory alert module 1535, an always visible display screen 1537 which is driven by a graphics chip 1541, a plurality of additional display elements 1543, a sound controller 1545, a digital/analog (D/A) converter 1547, and at least one speaker 1549. Additional display elements 1543 include LED's, such as multi-functional LED's 623 (see Figure 2K-2P). Vibratory alert module 1535 allows appliance 1500 to alert the user to some condition, such as the receipt of an incoming message. Display screen 1537 may be illuminated by a backlight 1539 to allow use in low light conditions. Graphics chip 1541 is provided to receive and process display information from CPU 1501 and display the information on display screen 1537. Additional display elements 1543 are preferably full-spectrum color LED's that can be selectively programmed by the user to display selected colors at selected intensities and/or selected flash frequencies in response to certain conditions, such as the presence or absence of messages of a particular type. Additional display elements 1543 are particularly useful when display screen 1537 has cycled down into the power save mode. Such functionality allows the user to interact with appliance 1500 without transitioning appliance 1500 into the open state. Sound controller 1545 is provided for receiving instructions and data from central processing unit 1501 and for driving D/A converter 1547 which energizes speaker 1549. Sound controller 1545, D/A converter 1547, and speaker 1549 allow device 1500 to generate sounds as an output, such as music or audio for movies or animations.

11.A.2. Analog responder: In accordance with the preferred embodiment of the present invention, the location-aware wireless communication appliance may include a novel electronic data input apparatus. The electronic data input apparatus is so easy and intuitive to utilize that the user will be encouraged to interact with network 11 during data gathering operations. Particularly, the present invention includes an electronic data input apparatus which facilitates the entry of data or information in response to digital content, including queries, or series of queries. The user manipulates the electronic data input

apparatus and a corresponding electrical signal is generated. The electrical signal is processed and converted into the user's response to the digital content. Figure 5A is a tabular representation of the preferred embodiment of an electronic data input apparatus, or analog responder, according to the present invention and alternate embodiments thereof.

As is depicted in Figure 5A, the electronic data input apparatus according to the present invention may exist in a variety of forms, or embodiments. In general, each embodiment is distinguished by a particular type of input element and certain operational parameters. A table 3001 includes a Type of Input Element column 3003, a Non-Biasing column 3005, a Starting Position column 3007, a Needs On-Screen Indicator column 3009, and a Continuous column 3011. The rows 3013, 3015, 3017, 3019, 3021, 3023, 3025, 3027, 3029, and 3031 set forth the type of input element and operational parameters for ten exemplary embodiments of the analog responder, row 3013 representing the preferred embodiment of a one-dimensional touch pad. Type of Input Element column 3003 describes the physical characteristics of each of the different embodiments. Non-Biasing column 3005 indicates whether the particular embodiment is non-biasing, i.e., whether an initial default response is presented to the user, with "Yes" meaning that the embodiment is non-biasing, i.e., that the embodiment does not require, or performs best without requiring, an initial default setting or default response; and "No" meaning that the embodiment is not non-biasing, i.e., that the embodiment does require, or performs best with, a default setting or default response. Starting Position column 3007 indicates whether the particular embodiment requires a predetermined starting position, with "Yes" meaning that the embodiment does require, or performs best with, a predetermined starting position; and "No" meaning that the embodiment does not require, or performs best without, a predetermined starting position. Needs On-Screen Indicator column 3009 indicates whether the particular embodiment requires an on-screen indicator to convey the status of the input element to the user, with "Yes" meaning that the embodiment does require, or performs best with, an on-screen indicator; and "No" meaning that the embodiment does not require, or performs best without, an on-screen indicator. Continuous column 3011 indicates whether the input element for the particular embodiment is continuous, i.e., a single button or graphical element, with "Yes" meaning

that the input element is continuous; and "No" meaning that the input element is not continuous, i.e., having multiple buttons or separate graphical elements.

In table 3001 of Figure 5A, row 3013 represents the preferred embodiment of the electronic data input apparatus: a one-dimensional touch pad. As is shown, the one-dimensional touch pad is non-biasing, does not require a starting position, needs no on-screen indicator, and is continuous. A first alternate embodiment of the input element is set forth in row 3015: an elongated button. The elongated button is non-biasing, does not require a starting position, needs no on-screen indicator, and is continuous. A second alternate embodiment of the input element is set forth in row 3017: a touch screen with a graphical slider. The touch screen with a graphical slider is non-biasing, does not require a starting position, needs an on-screen indicator, and is continuous. A third alternate embodiment of the input element is set forth in row 3019: a jog wheel. The jog wheel is not non-biasing in that an initial neutral response is presented to the user, has a neutral starting position that is predetermined by spring biasing, needs an on-screen indicator, and is continuous. A fourth alternate embodiment of the input element is set forth in row 3021: a scroll wheel. The scroll wheel is not non-biasing in that an initial neutral response is presented to the user, does not require a starting position, needs an on-screen indicator, and is continuous. A fifth alternate embodiment of the input element is set forth in row 3023: a thumb wheel. The thumb wheel is not non-biasing in that an initial neutral response is presented to the user, does not require a predetermined starting position, needs an on-screen indicator, and is continuous. A sixth alternate embodiment of the input element is set forth in row 3025: a linear sliding knob. The linear sliding knob is not non-biasing in that an initial response is presented to the user, does require a predetermined starting position, does not need an on-screen indicator, and is continuous. A seventh alternate embodiment of the input element is set forth in row 3027: touch screen with graphical radio buttons. The touch screen with graphical radio buttons is non-biasing, does not require a predetermined starting position, does need an on-screen indicator, and is not continuous in that the user must choose a single response from a plurality of discreet responses. An eighth alternate embodiment of the input element is set forth in row 3029: dedicated buttons on a keyboard. The dedicated buttons on a keyboard are non-biasing, do not require a predetermined starting position, do not require an on-

screen indicator, and are not continuous in that the user must choose a single response from a plurality of discreet responses. A ninth alternate embodiment of the input element is set forth in row 3031: two-dimensional touch pad. The two-dimensional touch pad is non-biasing, does not require a predetermined starting position, does not require an on-screen indicator, and is continuous.

Each of these embodiments of the input element will be discussed in more detail. The preferred embodiment will be discussed with reference to Figures 6A-6G, and the alternate embodiments will be discussed with reference to Figures 7A-7I. All of the different embodiments of the input element produce an electrical signal that corresponds to the user's activation of the input element. The overall function and operation of the electronic data input system and apparatus is independent of the embodiment of the input element employed. As such, the overall function and operation of the electronic data input system and apparatus will be discussed with respect to the preferred embodiment.

ONE-DIMENSIONAL TOUCH PAD: The one-dimensional touch pad embodiment of the input element is the preferred embodiment of the electronic data input apparatus. The physical characteristics of the one-dimensional touch pad and the overall function and operation of the electronic data input system and apparatus are described with reference to Figures 6A-6G. As is shown in the view of Figure 6A, a location-aware wireless communication appliance 4001 includes an always visible display portion 4003 and a body portion 4005. Display portion 4003 translates relative to body portion 4005 to reveal a QWERTY thumbboard (not shown, but similar in form and function to thumbboard 605 in Figure 2O). A display screen 4007 is carried by display portion 4003. Display screen 4007 is preferably a high-resolution, 16-bit color, reflective LCD screen being 320X240 pixels and having a diagonal display area of about 3.8 inches. An electronic data input apparatus, also referred to as an analog responder, 4009 is operably associated with appliance 4001. Analog responder 4009 is identical in form and function to analog responder 639 discussed above with reference to Figures 2K-2P. Thus, analog responder 4009 has as an input element an elongated one-dimensional touch pad 4010 which is activated by the user touching designated areas of appliance 4001. By "one-dimensional," it is meant that the elongated touch pad is configured or digitized to capture

only the longitudinal component of any touch input, regardless of where the user actually makes contact with the touch pad. Thus, if the user activated one-dimensional touch pad 4010 by touching in an upper right-hand location, only the longitudinal component, and not the transverse component, of the input would be captured and recorded.

One-dimensional touch pad 4010 may be integral with the surface material of body portion 4005 or may include a separate elongated digitized element disposed within body portion 4005. In the latter situation, the surface material of body portion 4005 is flexibly configured to allow depression of body portion 4005 and activation of one-dimensional touch pad 4010. Preferably, analog responder 4009 is centrally located along a lower edge of body portion 4005 closest to the user. Such location allows analog responder 4009 to be usable when appliance 4001 is either in the closed state or the open state, i.e., when display portion 4003 is translated relative to body portion 4005. It is preferred that analog responder 4009 be adjacent or in close proximity to display screen 4007. However, it should be understood that in certain personal computing device installations, such as on computer keyboards (see Figure 8D) or as a modular add-on accessory (see Figure 9), it may not be possible to locate analog responder 4009 adjacent the display screen. Analog responder 4009 functions to capture data input from the user in response to digital content being displayed on display screen 4007. In addition to capturing touch inputs from the user in response to digital content, analog responder 4009 may manipulate a cursor or graphical images being displayed on display screen 4007. The one-dimensional functional boundaries of analog responder 4009 are preferably indicated by raised end ridges 4011 or similar visual indicia. In a similar fashion, analog responder 4009 is visually segmented by raised intermediate ridges 4013 or similar visual indicia placed incrementally along the length of analog responder 4009 between end ridges 4011. In the preferred embodiment, intermediate ridges 4013 are more pronounced at a center ridge 4015 of analog responder 4009 and decrease in size or shape toward end ridges 4011. This allows the user to quickly determine which portion of analog responder 4009 the user is touching, tapping, or depressing. End ridges 4011, intermediate ridges 4013, and/or center ridge 4015 may be of a variety of shapes, including corporate logos or trademarks, as illustrated by center ridge 4015.

Analog responder 4009 may be programmed for response in either an "absolute" mode or a "relative" mode. In absolute mode, locations along the length of one dimensional touch pad 4010 are directly mapped to locations on display screen 4007. For example, if the user touches one dimensional touch pad 4010 at right end ridge 4011, the cursor or movable graphical image being displayed on display screen 4007 would appear at the rightmost applicable portion of display screen 4007. If the user dragged his finger back and forth from one end ridge 4011 to the opposing end ridge 4011, the cursor would move from one extreme to the other within its graphical boundary on display screen 4007. For instances when movement along one dimensional touch pad 4010 manipulates a graphical image of an animation, if the user dragged his finger back and forth from one end ridge 4011 to the opposing end ridge 4011, the graphical image or animation would respond by displaying all of the frames of the scenes or frames of the graphical image or animation. The absolute mode helps make analog responder 4009 be non-biasing, as explained below.

On the other hand, in relative mode, locations along the length of one dimensional touch pad 4010 are not mapped directly to any specific location on display screen 4007; rather, movement along one dimensional touch pad 4010 is programmed to provide movement of a cursor or graphical image relative to their current location on display screen 4007. For example, if the user drags her finger along the length of one dimensional touch pad 4010 in a direction from right to left, the cursor of graphical image being displayed on display screen 4007 will respond by a moving in a direction right to left. In the preferred embodiment, if, while responding to a query, the user removes her finger from one dimensional touch pad 4010, the cursor remains stationary on display screen 4007 until the user repositions her finger on one dimensional touch pad 4010 and begins movement again, whereupon the cursor again tracks the movement of the user's finger along one dimensional touch pad 4010.

In operation and as is shown in the view of Figure 6B, a text message 4017 may be displayed on display screen 4007 to gain the user's attention. The user's attention may also be requested by an audio announcement through a speaker 4019, or by the illumination of LED's 4021. Next, as is depicted in the view of Figure 6C, digital content, in

text form. However, it should be understood that query 4023 may be presented in textual form, graphical form, audio form, or any combination thereof. Also, as explained below, it is not necessary that a query be presented to the user. In such instances, analog responder 4009 is used to directly capture the user's opinion of digital content being displayed on display screen 4007. Continuing with the present example, query 4023 asks a particular question: "Do you like to hang out at coffee bars?". Next, as is shown in the view of Figure 6D, a graphical element 4025 is displayed on display screen 4007 in close physical proximity to query 4023. Graphical element 4025 defines an elongated active element 4027 having boundary text or other indicia 4029 displayed in close proximity that provides a qualitative or quantitative metric which allows the user to input a scaled response to the digital content, in this case, query 4023. In the present example, the scaling text messages 4031 and 4033 allow the user to select a response to query 4023 within an analog range established by the quantitative or qualitative boundaries established or associated therewith. It is important to note that the user does not have to choose from a limited set of discreet responses.

In the present example, the user's response to query 4023 may range from "Hate 'em," as depicted by scaling text message 4031 to "Love 'em," as depicted by scaling text message 4033. In the preferred embodiment of the present invention, the operation of analog responder 4009 is non-biasing. This means that there is no "default" or initial response from which the user begins to make his response. Such default responses, even if presented as a "neutral" response, can affect how the user responds to the digital content. To record a response to query 4023, the user taps, touches, or drags her finger along one-dimensional touch pad 4010 in a manner which activates a movable, graphical shuttle element 4035 in a desired location between the boundaries established by scaling text messages 4031 and 4033. To maintain the non-biasing nature of one-dimensional touch pad 4010, it is preferred that graphical shuttle element 4035 does not appear on graphical element 4025 until the user makes contact with one-dimensional touch pad 4010. In this manner, the user's response to the digital content, in this case query 4023 about coffee bars, is not influenced by a default or initial response condition. As the user moves her finger along one-dimensional touch pad 4010 from left end ridge 4011 to the

right end ridge 4011, graphical shuttle element 4035 moves correspondingly from scaling text message 4031 to scaling text message 4033. This is possible because graphical element 4025 is mapped to the available quantitative or quantitative range of values for an acceptable response. Such mapping may be either absolute or relative, depending on the desired application and response. In the preferred embodiment, when the user releases her finger from one-dimensional touch pad 4010, analog responder 4009 generates a corresponding electrical signal which is captured and recorded in appliance 4001.

From the user's perspective, graphical element 4025 is very easy to use and may be manipulated with easy motions. In this manner, network 11 may obtain a reasonably accurate response, opinion, or rating from the user of the digital content with only a minimum of intrusion into the user's experience. Figure 6E depicts graphical element 4025 after graphical shuttle element 4035 has been moved by the user. From the position of shuttle element 4035, it is clear that the user "favors" or "likes" hanging out in coffee bars, but the user does not "love" hanging out in them. More importantly, this preference information, or rating, has been obtained easily and quickly.

Referring now to Figures 6F and 6G in the drawings, alternate embodiments of graphical element 4025 are illustrated. In Figure 6F, graphical element 4025 having elongated active element 4027 and movable shuttle element 4035 of Figures 6A-6E have been replaced by scaling graphical message 4041. Scaling graphical message 4041 is a continuous series of graphical images of a human hand in poses ranging from "thumbs down" 4041a to "thumbs up" 4041b. In Figure 6F, although both extreme boundary conditions of thumbs down 4041a and thumbs up 4041b are shown for clarity, in actual operation, only one continuously changing view of scaling graphical message 4041 would be shown. In the example of Figure 6F, boundary text or other indicia 4029 are not necessary, because scaling graphical message 4041 is inherently defined by common usage. As with the example of Figures 6A-6E, scaling graphical element 4041 is displayed in close proximity to the digital content, in this instance, query 4023. In response to query 4023, the user activates one-dimensional touch pad 4010 in an appropriate fashion. As the user moves her finger back and forth along the length of one-dimensional touch pad 4010, scaling graphical message 4041 transitions or animates

back and forth from thumbs down 4041a to thumbs up 4041b, thereby providing a qualitative or quantitative metric corresponding to the user's scaled response to query 4023. In this example, scaling graphical message 4041 allows the user to select a response to query 4023 within an analog range established by the quantitative or qualitative boundaries established or associated therewith.

In Figure 6G, scaling graphical message 4041 has been replaced with scaling graphical message 4051. Scaling graphical message 4051 functions similarly to scaling graphical message 4041, with the exception that instead of ranging from thumbs down 4041a to thumbs up 4041b, scaling graphical message 4051 continuously ranges from a "frowning face" 4051a to a "smiling face" 4051b. It should be understood that a large variety of such images may be utilized as scaling graphical images due to their common use in public and the inherent message that is conveyed when they are viewed. It will be appreciated that the same preference information can be captured whether the user responds by manipulating a scaling text message or a scaling graphical message.

In some instances, analog responder 4009 is used to capture a response from the user to digital content being displayed on display screen 4007, but does not manipulate any textual or graphical image being displayed. For example, while digital content in the form of a movie is being displayed on display screen 4007, the user might touch one-dimensional touch pad 4010 at a selected location which indicates that the user is enjoying the movie, i.e., near the right end ridge 4011. In this manner, analog responder 4009 is used to capture the user's opinion or rating of the digital content without the use of any on-screen indicator as described above with reference to Figure 5A.

Regardless of the manner in which the preference information is obtained from the user's interaction with analog responder 4009, or which embodiment of the input element is employed, the preference information can be captured, recorded, stored, maintained, and used for many useful and valuable purposes. For example, this user initiated preference information may be used to update the user's contextual user profile, thereby affecting the probability that the same digital content will be offered again for presentation to the user, or the probability that related digital content will be offered for presentation to

infer referential preferences as explained above. In this manner, one user's responses may have an affect or impact upon other members' experiences, thereby expanding network 11 and creating community.

ELONGATED BUTTON: Referring now to Figure 7A in the drawings, the alternate embodiment of the electronic data input apparatus in which the input element is an elongated button is illustrated. An appliance 5101 has a body portion 5103 and a display portion 5105. A screen display 5107 is carried by display portion 5105. An electronic data input apparatus 5109 includes an input element in the form of an elongated button 5110. Elongated button 5110 is spring biased by a biasing means, such as a plurality of springs 5111, into a position that is away from body portion 5103. This clearance is exaggerated in Figure 7A for clarity. It should be understood that elongated button 5110 may be biased by other conventional means employed to bias keys and buttons into static start positions. Elongated button 5110 may be either rigid, such that as the user depresses elongated button 5110 at a selected location, elongated button 5110 generates a corresponding electrical signal; or elongated button 5110 may be a flexible button, such that as elongated button 5110 is depressed at a selected location, elongated button 5110 deforms inwardly at the selected location and generates a corresponding electrical signal.

TOUCH SCREEN WITH GRAPHICAL SLIDER: Referring now to Figure 7B in the drawings, the alternate embodiment of the electronic data input apparatus in which the input element is a touch screen with graphical slider is illustrated. An appliance 5201 has a body portion 5203 and a display portion 5205. A screen display 5207 is carried by display portion 5205. An electronic data input apparatus 5209 includes an input element in the form of a touch screen with graphical slider 5210. Touch screen with graphical slider 5210 is a digitized touch screen 5211 which may be integrated into screen display 5207 if screen display 5207 is a digitized touch screen, or may be separate from screen display 5207 if screen display 5207 is not a digitized touch screen. Touch screen with graphical slider 5210 includes a graphical shuttle element 5212 that is operably associated with a graphical slider element 5214. Upon the presentation of digital content, graphical slider element 5214 is displayed on digitized touch screen 5211. The user activates touch screen with graphical slider 5210 by touching graphical slider element

5214 with her finger, a light pen, or a stylus. It is preferred that graphical shuttle element 5212 not be displayed until the user makes an initial contact with digitized touch screen 5211. This preserves the non-biasing feature of touch screen with graphical slider 5210, in that no default or starting condition is displayed that might influence the user's response. After the user makes initial contact with digitized touch screen 5211, her motions in the directions of arrow 5213 along graphical slider element 5214 are tracked by graphical shuttle element 5212. When the user releases her finger, the light pen, or the stylus, the location of graphical shuttle element 5212 with relation to graphical slider element 5214 is recorded and a corresponding electrical signal is generated. The user may also record her response by touching a separate designated portion of digitized touch screen 5211. In this manner, the user's response or rating of the digital content is obtained.

JOG WHEEL: Referring now to Figure 7C in the drawings, the alternate embodiment of the electronic input apparatus in which the input element is a jog wheel is illustrated. An appliance 5301 has a body portion 5303 and a display portion 5305. A screen display 5307 is carried by display portion 5305. An electronic data input apparatus 5309 includes an input element in the form of a jog wheel 5310 which rotates in a plane parallel with screen display 5307. In a typical installation, jog wheel 5310 is spring biased toward a center, or neutral, position. Jog wheel 5310 has a recessed area 5312 with which the user may rotate jog wheel 5310 in either a clockwise or counter-clockwise direction as indicated by arrow 5313 to input his response to digital content. In this embodiment, clockwise and counter-clockwise rotation of jog wheel 5310 is equivalent to back and forth movement of the user's finger upon one-dimensional touch pad 4010. As the user rotates jog wheel 5310, an on-screen indicator (not shown, but similar to the on-screen indicators discussed above with reference to Figures 6A-6G) is manipulated to allow the user track his response. Once the user has selected his response as indicated by the on-screen indicator, he records his response by clicking down on jog wheel 5310, leaving jog wheel 5310 in a specific position for a predetermined amount of time, or by any other appropriate means. When the user selects his response, a corresponding electrical signal is generated by jog wheel 5310. It should be understood that jog wheel

SCROLL WHEEL: Referring now to Figure 7D in the drawings, the alternate embodiment of the electronic input apparatus in which the input element is a scroll wheel is illustrated. An appliance 5401 has a body portion 5403 and a display portion 5405. A screen display 5407 is carried by display portion 5405. An electronic data input apparatus 5409 includes an input element in the form of a scroll wheel 5410 which rotates in a plane parallel with screen display 5407. As opposed to jog wheel 5310, scroll wheel 5410 is not spring biased in any start or default position. Scroll wheel 5410 has a knurled edge 5412 with which the user rotates scroll wheel 5410 in either a clockwise or counter-clockwise direction as indicated by arrow 5413 to input his response to digital content. In this embodiment, clockwise and counter-clockwise rotation of scroll wheel 5410 is equivalent to back and forth movement of the user's finger on one-dimensional touch pad 4010. As the user rotates scroll wheel 5410, an on-screen indicator (not shown, but similar to the on-screen indicators discussed above with reference to Figures 6A-6G) is manipulated to allow the user track his response. Once the user has selected his response as indicated by the on-screen indicator, he records his response by clicking inward on scroll wheel 5410, leaving scroll wheel 5410 in a specific position for a predetermined amount of time, or by any other appropriate means. When the user selects his response, a corresponding electrical signal is generated by scroll wheel 5410. It should be understood that scroll wheel 5410 may be spring biased so that there is a default start or trim position.

THUMB WHEEL: Referring now to Figure 7E in the drawings, the alternate embodiment of the electronic input apparatus in which the input element is a thumb wheel is illustrated. An appliance 5501 has a body portion 5503 and a display portion 5505. A screen display 5507 is carried by display portion 5505. An electronic data input apparatus 5509 includes an input element in the form of a thumb wheel 5510 which rotates in a plane perpendicular with screen display 5507. As with scroll wheel 5410, thumb wheel 5510 is not spring biased toward a start or default position. Thumb wheel 5510 has a knurled edge 5512 with which the user rotates thumb wheel 5510 in either a forward or reverse direction as indicated by arrow 5513 to input her response to digital content. In this embodiment, forward and reverse rotation of thumb wheel 5510 is equivalent to back and forth movement of the user's finger upon one-dimensional touch pad 4010. As the

screen indicators discussed above with reference to Figures 6A-6G) is manipulated to allow the user track her response. Once the user has selected her response as indicated by the on-screen indicator, she records her response by clicking inward on thumb wheel 5510, leaving thumb wheel 5510 in a specific position for a predetermined amount of time, or by any other appropriate means. When the user selects her response, a corresponding electrical signal is generated by thumb wheel 5510. It should be understood that thumb wheel 5510 may be spring biased so that there is a default start or trim position.

LINEAR SLIDING KNOB: Referring now to Figure 7F in the drawings, the alternate embodiment of the electronic input apparatus in which the input element is a linear sliding knob is illustrated. An appliance 5601 has a body portion 5603 and a display portion 5605. A screen display 5607 is carried by display portion 5605. An electronic data input apparatus 5609 includes an input element in the form of a linear sliding knob 5610 which translates in a plane parallel with screen display 5607. Linear sliding knob 5610 is preferably a linear potentiometer. The user translates linear sliding knob 5610 in a back and forth direction as indicated by arrow 5613 to input her response to digital content. In this embodiment, back and forth translation of linear sliding knob 5610 is equivalent to back and forth movement of the user's finger on one-dimensional touch pad 4010. In this embodiment, no on-screen indicator is necessary for the user to track her response because the relative location of linear sliding knob 5610 is indicative of the user's response. Once the user has selected her response, she records her response by clicking inward on linear sliding knob 5610, leaving linear sliding knob 5610 in a specific position for a predetermined amount of time, or by any other appropriate means. When the user selects her response, a corresponding electrical signal is generated by linear sliding knob 5610. It should be understood that linear sliding knob 5610 may be spring biased so that there is a default start or trim position.

TOUCH SCREEN WITH GRAPHICAL RADIO BUTTONS: Referring now to Figure 7G in the drawings, the alternate embodiment of the electronic data input apparatus in which the input element is a touch screen with graphical radio buttons is illustrated. An appliance 5701 has a body portion 5703 and a display portion 5705. A screen display 5707 is carried by display portion 5705. An electronic data input apparatus 5709 includes

an input element in the form of a touch screen with graphical radio buttons 5710. Touch screen with graphical radio buttons 5710 is a digitized touch screen 5711 which may be integrated into screen display 5707 if screen display 5707 is a digitized touch screen, or may be separate from screen display 5707 if screen display 5707 is not a digitized touch screen. Touch screen with graphical radio buttons 5710 includes a plurality of graphical radio buttons 5712. Upon the presentation of digital content, graphical radio buttons 5712 are displayed on digitized touch screen 5711. The user activates touch screen with graphical radio buttons 5710 by touching individual graphical radio buttons 5712 with her finger, a light pen, or a stylus. It is preferred that only a single radio button 5712 be selected at a time, but it should be understood that certain applications may allow the user to select a plurality of radio buttons 5712. After the user makes initial contact with digitized touch screen 5711, her selections are tracked by graphical radio buttons 5712. If the user continues to touch a particular radio button 5712, that radio button 5712 toggles between selected and unselected. Once the user has selected her response, she records her response by touching a designated portion of digitized touch screen 5711, leaving touch screen with graphical radio buttons 5710 in a selected state for a predetermined amount of time, or by any other appropriate means. After the user makes her selections, the selected radio buttons 5712 are recorded and corresponding electrical signals are generated. In this manner, the user's response or rating of the digital content is obtained.

DEDICATED BUTTONS: Referring now to Figure 7H in the drawings, the alternate embodiment of the electronic data input apparatus in which the input element is a bank of dedicated buttons is illustrated. An appliance 5801 has a body portion 5803 and a display portion 5805. A screen display 5807 is carried by display portion 5805. An electronic data input apparatus 5809 includes an input element in the form of a bank of dedicated buttons 5810. Bank of dedicated buttons 5810 may be integrated into an existing thumbboard or keyboard (see Figure 2O), or may be a separate bank of buttons. Bank of dedicated buttons 5810 includes a plurality of electro-mechanical buttons 5812. It is preferred that dedicated buttons be spring biased into an un-depressed position. The user activates bank of dedicated buttons 5810 by depressing individual dedicated buttons 5812 a predetermined distance in response to digital content displayed on screen display 5807. If the user desires to select a particular digital content, she depresses a particular

button 5812 toggles between selected and unselected. In addition, it is preferred that if the user depresses a second dedicated button, the first depressed dedicated button 5812 becomes unselected. Once the user has selected her response, she records her response by leaving bank of dedicated buttons 5810 in a selected state for a predetermined amount of time, or by any other appropriate means. After the user makes her selections, the selected dedicated button 5812 is recorded and a corresponding electrical signal is generated. In this manner, the user's response or rating of the digital content is obtained.

TWO-DIMENSIONAL TOUCH PAD: Referring now to Figure 7I in the drawings, the alternate embodiment of the electronic data input apparatus in which the input element is a two-dimensional touch pad is illustrated. An appliance 5901 has a body portion 5903 and a display portion 5905. A screen display 5907 is carried by display portion 5905. An electronic data input apparatus 5909 includes an input element in the form of a two-dimensional touch pad 5910. Two-dimensional touch pad 5910 is configured and functions similar to one-dimensional touch pad 4010. As such, two-dimensional touch pad 5910 may be integral with the surface material of body portion 5905 or may include a separate digitized element disposed within body portion 5905. In the latter situation, the surface material of body portion 5905 is flexibly configured to allow depression of body portion 5905 and activation of two-dimensional touch pad 5910. By "two-dimensional," it is meant that the touch pad is configured or digitized to capture both the longitudinal component along an X-axis and the transverse component along a Y-axis of any touch input. Thus, if the user activated two-dimensional touch pad 5910 by touching in an upper right-hand location, both the longitudinal component along the X-axis and the transverse component along the Y-axis of the input would be captured and recorded. Just as with one-dimensional touch pad 4010, two-dimensional touch pad 5910 does not require an on-screen indicator for the user to respond to or rate digital content displayed on screen display 5907.

With two-dimensional touch pad 5910, more responses or parameters may be recorded with a single response input from the user, wherein the location along the X-axis represents one response or parameter, and the location along the Y-axis represents

another response or parameter. For example, if a particular digital content is a query about coffee bars, a user would have the capability of not only indicating her level of appreciation for coffee bars, but the time of day that she most likes to hang out there. In this example, the user's appreciation of coffee bars might be entered by activating two-dimensional touch pad 5910 along the X-axis, while the user's favorite time of day to spend time in coffee bars might be entered by the user's selection along the Y-axis. Two-dimensional touch pad may include raised ridges 5913 or other visual indicia to aid the user in spatially locating her response. As with one-dimensional touch pad 4010, two-dimensional touch pad 5910 may be programmed to function in either an absolute mode or a relative mode. It is preferred that when the user releases her finger from two-dimensional touch pad 5910, the user's response is captured and recorded in appliance 5901.

UTILIZING ANALOG RESPONDER IN OTHER PERSONAL COMPUTING DEVICES:

ANALOG RESPONDER INTEGRATED INTO DEVICE: Referring now to Figures 8A-8E in the drawings, the electronic data input system and apparatus according to the present invention is illustrated shown being utilized on a variety of personal computing devices. In Figure 8A, a palmtop computer 5001 of clamshell design has a body portion 5003 and a display portion 5005. Body portion 5003 has a keyboard 5007 and display portion 5005 has a display screen 5009. An electronic data input apparatus, or analog responder, 5011 according to the present invention is operably associated body portion 5003. This allows palmtop computer 5001 to capture analog responses, inputs, and/or ratings to digital content, such as queries.

In Figure 8B, a wireless phone 5031 has a body portion 5033 and a display screen 5035. Body portion 5033 has a key pad 5037. An analog responder 5039 according to the present invention is operably associated with body portion 5033. As is shown, a plurality of scaling graphical messages 5041 may be displayed on display screen 5035, whereby the user may input an analog response to certain queries, such as ring tone, display brightness, and ring volume. Scaling graphical messages 5041 are commonly used graphical images that indicate the status of wireless phone 5031.

In Figure 8C, a notebook computer 5051 of clamshell design has a body portion 5053 and a display portion 5055. Body portion 5053 has a keyboard 5057 and a conventional touch pad 5059. Display portion 5055 has a display screen 5061. An analog responder 5063 according to the present invention is disposed within display portion 5055. As is shown, a scaling graphical element 5065 is displayed on display screen 5061. This embodiment illustrates that analog responder 5063 may be disposed anywhere on a personal computing device that is convenient for the user to operate. This embodiment also illustrates that the analog responder of the present invention may be utilized on a personal computing device that has other touch pads or similar input devices. Analog responder 5063 allows notebook computer 5051 to capture analog responses or inputs to queries or other outputs.

In Figure 8D, a traditional keyboard 5071 has been modified by the addition of an analog responder according to the present invention. In this embodiment, an analog responder 5073 is operably associated with keyboard 5071. This embodiment is particularly useful when users access network 11 over their personal computers, as opposed to a location-aware wireless communication appliance.

In Figure 8E, a personal digital assistant (PDA) 5081 has a body portion 5083 and a display screen 5085. Body portion 5083 has no keyboard, but does have a plurality of input buttons 5087. Display screen 5085 is a touch screen so that the user may input data into PDA 5081 with her fingers, or by the use of a stylus or light pen. An analog responder 5089 has been operably associated with body portion 5083. Analog responder may be either an independent component, or may be integrated into touch screen 5085. In this manner, analog responder 5089 allows PDA 5081 to capture analog responses or inputs to queries or other digital content.

ANALOG RESPONDER AS AN EXPANSION MODULE: Referring now to Figure 9 in the drawings, an alternate embodiment of the analog responder according to the present invention is illustrated. A PDA 6001, or other personal computing device, is shown in a rear perspective view. PDA 6001 includes an accessory port 6003, usually of proprietary design. In this embodiment, an analog responder 6005 is operably associated

Expansion module 6007 may include other components that are present in a location-aware wireless communication appliance of the present invention, such as a GPS antenna 6009. In this manner, a conventional PDA can be converted into a device having the same or comparable functionality of a location-aware wireless communication appliance according to the present invention.

Although only the one-dimensional touch pad embodiment of the input element of electronic data input system and apparatus of the present invention has been illustrated in Figures 8A-8E and Figure 9, it should be understood that any of the alternate embodiments of the input element which are illustrated in Figures 7A-7I may be used in these installations and applications. In addition, the electronic data input system and apparatus of the present invention may also be used with wearable personal computing devices.

11.B. Software: In accordance with the preferred implementation of the preferred invention, operating system 1575 is excessively user-centric. As such, the weight or value associated with interrupts generated through user manipulation of appliance 1500, whether through thumbboard 1527, analog responder 1528, joysticks 1530, or additional input elements 1529, is of the highest priority. Accordingly, other operations may be aborted or suspended in order to execute, on a priority basis, certain commands associated with a user interrupt.

SEPARATE THREAD FOR MONITORING USER ACTION: Preferably, such action is accomplished by providing a separate, dedicated thread for monitoring user commands, actions, and/or input. This user-initiated processing thread is accorded a greater priority relative to most other processing threads. In this manner, the user has a substantial impact on the operating system through manipulation of thumbboard 1527, analog responder 1528, joysticks 1530, and additional input elements 1529. The user never has to wait to take control of the appliance and/or the operating system.

USER IMPACT ON OPERATING PROCESSES: All systems are de-escalated to lower priority when the user is interacting with the appliance.

12.A. Operational empathy: In the preferred implementation of the present invention, network 11 monitors its own operation in a manner which allows appliances, such as appliances 351, 353, 355, 357, 359, and 361, to communicate empathetic messages to the user when network 11 is operating in a manner which may be frustrating to the user. For example, network 11 traffic may be so heavy that there is substantial delay in communications such as the transmission of e-mails or the ability to engage in real-time chat communications. In accordance with the preferred embodiment of the present invention, appliances 351, 353, 355, 357, 359, and 361 will communicate to the user an awareness of a network problem which can be frustrating to the user. This may mitigate the user's frustration.

DEVICE AWARENESS: In accordance with the preferred embodiment of the present invention, appliances 351, 353, 355, 357, 359, and 361 include monitoring software to aid in determining whether empathetic action should be implemented.

USER COMPENSATION/INCENTIVES: Alternatively, network 11 may actually compensate the user in some manner for the frustration experienced due to network problems, such as a network being down or heavy traffic on the network. Such compensation may take many forms, such as dispensing network energy to the user as a direct compensation for frustration experienced due to operational difficulties of network 11. Alternative incentives or compensation may be provided to the user in the form of digital content, such as merchant coupons which may be consumed by the user. For example, digital content in the form of a program or game may be presented to the user as a form of compensation for some type of frustration experienced due to network problems. The following are particular examples of how the device manifests a "awareness" of network problems and manages the user's frustration through highly anthropomorphic empathy which may be communicated through dialog and other interaction with the user. Additionally, particular types of compensation or incentive for network problems will also be discussed.

12.B. Expectation management: In general, network 11 and appliances 351, 353, 355, 357, 359, and 361 of the present invention may also be utilized to manage user

management can be utilized in order to encourage the development of community around appliances 351, 353, 355, 357, 359, and 361 and network 11. The utilization of expectation management may be a powerful means to allow the users to become involved in the development of consumable digital content. There are examples in the history of consumer electronics in which the existence of a "community" around an electronic appliance accelerated the adoption of such devices. One noteworthy example is Apple Computer which developed a very loyal community around its personal computing products. Another example is the "Palm Pilot" device which was introduced by 3COM. A community developed around this device and hundreds or thousands of applications were written which are available through publications or over the internet free of charge. These applications greatly enhance the utility of the device. Essentially, the community of users become an informal development team for new applications. Management of expectations can be utilized to accelerate the development of community and digital content which may be consumed by the community. Incentives, including the offering of network energy may be utilized to accelerate the development of community around appliances 351, 353, 355, 357, 359, and 361 and network 11.

13. Network Energy

Referring now to Figure 4A in the drawings, the broad concepts of the preferred embodiment of the network community and network currency of the present invention are depicted in block diagram format. In accordance with the preferred embodiment of the present invention, a network currency is created and utilized to fund the operation of network 11, the distribution of location-aware wireless communication appliances to new users, or members, the creation of digital content, and the dissemination of digital content through network 11. This is a useful approach, because, in the first commercial instance of the present invention, the members are likely to be adolescents who may have little or no income other than family allowances. In accordance with the preferred embodiment of the present invention, the appliances are distributed to the members free of charge under a sponsorship arrangement with one or more network affiliates. Sponsoring network affiliates purchase the appliances to generate goodwill and customer loyalty with the adolescent network members. Additionally, one or more network affiliates may also

sponsor, for particular members or groups of members, certain amounts of network air time. The air time can be used by the members to engage in communication or the consumption of digital content, such as reading stories, viewing movies, or engaging in game activities. The service provider which operates and maintains network 11 is responsible for distributing the appliances and any air time purchased by sponsors for the benefit of particular members or groups of members.

As is shown, a service provider 2001 is in charge of operating and maintaining network 11. In this capacity, service provider 2001 operates and maintains a network treasury 2041 and a network energy market 2043. Accordingly, service provider 2001 performs numerous accounting, tracking, and distribution functions. Network energy market 2043 is supplied with valuable commodities from a plurality of sources. The sources of commodities include: network affiliates 2003, network merchants 2005, and network members 2007. There may be hundreds of network affiliates 2003, such as Network Affiliate #1, Network Affiliate #2, up to Network Affiliate #N, which are identified by reference numerals 2009, 2011, and 2013, respectively. Additionally, there may be thousands of network merchants 2005, such as Merchant #1, Merchant #2, up to Merchant #N, which are identified by reference numerals 2015, 2017, and 2019, respectively. There may be millions of members 2007 spread throughout the country, such as Member #1, Member #2, up to Member #N, which are identified by reference numerals 2021, 2023, and 2025, respectively. Each of the network affiliates 2003, merchants 2005, and members 2007 has an account 2061 which is set up, operated, and maintained by service provider 2001.

The commodities may be categorized into different types, including cash 2027, credit 2029, equity 2031, goods 2033, services 2035, infrastructure elements 2037, or digital content, such as shareware GUI 2079, game 2081, and text content 2083. Service provider 2001 accumulates, organizes, and assigns values to the commodities, which have varying degrees of liquidity. This process is represented by network market input 2045. Service provider 2001 then introduces the commodities into network energy market 2043. The commodities are transformed into either network energy 2049 or location-aware communication appliances 2053. This process is represented by network market

output 2047. Network energy 2049 becomes available under certain conditions for consumption, distribution, and use by network affiliates 2003, merchants 2005, and/or members 2007. Appliances 2053 are distributed under certain conditions to new members 2051. Network energy 2049 may also be distributed to new members 2051. Each new member 2051 has an account 2055 which is operated and maintained by service provider 2001. Service provider 2001 also manages books of account 2057 which relate to the operation of network energy market 2043 and the valuation, allocation, and distribution of network energy 2049 and appliances 2053. As is shown, some network energy 2049 may be directed back to the sources that provided the commodities for network market input 2045 to network energy market 2043.

Continuing with reference to Figure 4A, accounts 2057, 2055, and 2061 generally track the transactions made in network energy market 2043. In practice, network market input 2045, which is the cumulative value of the commodities contributed by the sources and introduced into network energy market 2043 by network treasury 2041, should equal network market output 2047, which is the cumulative value of network energy 2049 and appliances 2053 released from network treasury 2041. Thus, for purposes of simplification, appliances 2053 may have a value which is not in terms of dollars or other national currencies, but rather in terms of network energy 2049. In this manner, a balance can be obtained between service provider 2001, network affiliates 2003, merchants 2005, members 2007, and new members 2051 in a closed-loop environment in which consumption and production of network energy 2049 is closely controlled, monitored, and maintained by service provider 2001 acting as a treasurer for network 11.

In certain instances, network energy 2049 may be transferred directly from a source, i.e., network affiliates 2003, merchants 2005, or members 2007, to either other members 2007 or new members 2051. Such transfers are an alternative to the direct supply of network energy 2049 by service provider 2001. Although such transactions may not involve service provider 2001 or network energy market 2043, the transactions are recorded in accounts 2061 and 2055, thereby maintaining the balance of network energy 2049 within network 11.

In accordance with the preferred implementation of the present invention there are a variety of ways in which network energy 2049 may expended or consumed. Such activity is referred to herein as "burning" network energy 2049. Alternatively, there are a variety of ways in which network energy 2049 may be acquired or accumulated. Such activity is referred to herein as "earning" network energy 2049. As mentioned above, a balance can be obtained between service provider 2001, network affiliates 2003, merchants 2005, members 2007, and new members 2051 in a closed-loop environment. An equilibrium can be established which can be moderated or modulated by service provider 2001 to encourage or discourage growth of network 11. This is comparable to the monetary policies of the Federal Reserve, which through its actions, can regulate the supply of available money to the market, resulting in a "heating" or "cooling" impact on the economy in general. It is necessary for the success of service provider 2001 that a relationship exist between network energy 2049 and national currency. Of course, as interest in network 11 fluctuates, the relationship between network energy 2049 and national currency will also fluctuate.

ENERGY MANAGEMENT: Network 11 and service provider 2001 manage the "earning" and "burning" of network energy.

EARNING NETWORK ENERGY: There are a variety of ways in which network energy 2049 may be "earned" in accordance with the preferred embodiment of the present invention. Several of the primary methods of earning network energy 2049 will now be discussed with reference to Figures 4B-4D.

PURCHASING ENERGY: The easiest way to obtain network energy 2049 is to directly purchase network energy 2049 with one or more national currencies. It should be understood that an exchange rate will established and maintained between network energy 2049 and selected national currencies, such as U.S. dollars, Euros, or Canadian dollars. Members may purchase network energy in the form of air time either in advance on a prepaid basis, or after charges have been incurred, if deemed creditworthy. Service provider 2001 generates periodic statements which reflect the amount of network energy earned and burned during the period for each network affiliate 2003, merchant 2005,

network affiliates 2003, merchants 2005, members 2007, and new members 2051 for payment or advance payment.

EARNING ENERGY THROUGH POSTING OF DIGITAL CONTENT: One interesting way to "earn" network energy 2049 in accordance with the preferred embodiment of the present invention is to generate and contribute digital content to network 11, preferably through the posting of digital content onto a publicly-available digital content site, such as a bulletin board 2077 (see Figure 4B). Bulletin board 2077 may be accessible via the Internet, but may only be accessible via location-aware wireless communication appliances, such as appliances 2053. The bandwidth associated with GPRS communication is relatively narrow in comparison to the bandwidth of a relatively good wired/landline Internet connection. However, some digital content may be downloaded "over the air." This scenario is depicted in Figure 4B, in which Member #1, Member #2 up to Member #N, generate and post a variety of digital content to bulletin board 2077. Member #1 has generated a shareware graphical user interface (GUI) 2079; Member #2 has generated a game 2081; and Member #N has generated text content 2083, such as an article or short story. A content evaluator 2085 performs Analysis #1, Analysis #2, and Analysis #N, represented by reference numerals 2087, 2089, and 2091, respectively, on the posted digital content and determines a relative value for the digital content in terms of network energy 2049. Content evaluator 2085 is either under the control of service provider 2001, or under the combined control of service provider 2001 and one or more member groups. An accounting program 2093 is utilized in order to record, allocate, and eventually distribute network energy 2049 as compensation to Member #1, Member #2, and Member #N for their contribution to network 11. This type of reward system encourages the development of new digital content, and makes membership in network 11 continuously interesting to existing members 2007 and new members 2051 alike.

EARNING ENERGY THROUGH INTERACTION WITH MERCHANTS: Another interesting way to earn network energy 2049 in accordance with the preferred embodiment of the present invention is through interaction with network merchants 2005. This is depicted in Figure 4C, in which Merchant #1 and Merchant #N provide either or

both of goods 2036 or services 2038 to members of the public in general and members of network 11 in particular. In addition to Member #1 and Member #2, identified by reference numerals 2021 and 2023, respectively, Member #3, Member #4, Member #5, Member #6, Member #7, Member #8, and Member #9 are identified by reference numerals 2022, 2024, 2026, 2028, 2030, 2032, and 2034, respectively. Merchant #1 and Merchant #N have preexisting commercial relationships with service provider 2001 which manages network 11. Under these relationships, Merchant #1 and Merchant #N are authorized to directly or indirectly distribute, allocate, gift, or grant particular amounts of network energy 2049 to members who patronize Merchant #1 and Merchant #N through the purchase or acquisition of goods 2036 or services 2038. These relationships may also be set up to reward members for merely considering the purchase of goods 2036 or services 2038, such as by entering the retail establishment associated with Merchant #1 or Merchant #N, or by reviewing electronic or printed materials related to Merchant #1's or Merchant #N's goods 2036 or services 2038.

As is shown in the view of Figure 4C, Member #1, Member #2, Member #3, and Member #4 are engaged in commercial transactions with Merchant #1 through the purchase of either goods 2036 or services 2038. Member #1, Member #2, Member #3, and Member #4 purchase goods or services utilizing cash 2050, checks 2052, or credit cards 2054. Merchant #1 provides goods 2036 and/or services 2038 in return. However, Merchant #1 may also provide certain predefined amounts of network energy 2049 which may be utilized by Member #1, Member #2, Member #3, and Member #4 to engage in activities on network 11. In certain transactions, service provider 2001 may provide members with additional rewards of network energy 2049. For example, service provider 2001 provides network energy 2049 directly to Member #2 and Member #3 which supplements network energy 2049 awarded to Member #2 and Member #3 directly by Merchant #1.

Figure 4C also depicts the interaction between Member #8 and Member #9 directly with service provider 2001. Member #8 and Member #9 are rewarded directly by service provider 2001 through the allocation of network energy 2049 due to network-mediated

activities relating to Merchant #1, such as reviewing offers for goods 2036 or services 2038 in the form of attention 2056.

In a similar fashion, Merchant #N is engaged in commercial transactions with Member #5, Member #6, and Member #7. As is shown, Member #5 pays cash 2050 in exchange for goods 2036 and an amount of network energy 2049 from Merchant #N. Member #6 "burns" a selected amount of network energy 2049 in exchange for services 2038 from Merchant #N. Member #7 "burns" a selected amount of network energy 2049 in exchange for goods 2036 from Merchant #N. In each of these transactions, valuable consideration has been exchanged for goods 2036, services 2038, and/or network energy 2049.

EARNING ENERGY THROUGH RECRUITMENT OF NEW NETWORK MEMBERS: In accordance with the preferred embodiment of the present invention, network energy 2049 may also be earned by members through the recruitment of new members into network 11. This is depicted in simplified and graphic form in Figure 4D. As is shown, service provider 2001 has a pre-existing commercial relationship with Member #1. Member #1 engages in recruitment of a New Member #1, identified by reference numeral 2097. Such recruitment is reported to service provider 2001, which, in turn, supplies a selected amount of network energy 2049, or "recruitment" energy 2096, to Member #1 for the recruitment. New Member #1 receives network energy 2049, or "start-up" energy 2098, and a location-aware wireless communication appliance 2099 from service provider 2001 for joining. Typically, a sponsor, such as a network affiliate 2003 or a network merchant 2005, would sponsor or subsidize the new membership. Thus, there would be no out-of pocket expense associated with New Member #1's initial membership. Because each member who recruits new members is rewarded with "recruitment" energy 2096, there is an incentive to repeat or pass on the recruitment process.

The continuation of the recruitment process is also depicted in Figure 4D. As is shown, New Member #1 recruits New Member #2, identified by reference numeral 3001. New Member #2 receives start-up energy 2098 and an appliance 3003 from service provider 2001 as part of her membership. Again, this membership may be sponsored or

by a network affiliate 2003 or one or more

merchants 2005, such that there is no initial membership charge to New Member #2. For the recruitment activities New member #1 receives recruitment energy from service provider 2001. In this manner, the number of members grows and network 11 expands geometrically. It should be understood that the sponsoring or subsidizing of new members may be done in whole or in part, or may be shared among sponsors. In an alternate embodiment of the present invention, new members may be required to purchase their appliances and start-up energy.

EARNING ENERGY THROUGH GOOD SAMARITAN ACTION: An alternative way to earn energy in the network is performing acts which are considered "Good Samaritan" acts in accordance with some schema established by service provider 2001. Good Samaritan acts may include assisting other members with difficulties in utilizing network 11 or appliances. In addition, good Samaritan acts may include the generation of "shareware" digital content or other means for enriching the user experience. Some good Samaritan acts may relate to particular problems experienced by network affiliates 2003, merchants 2005, or members 2007. For example, members 2007 asking for directions or other types of useful information may be rewarded through a good Samaritan system in which good deeds are reported to service provider 2001 and rewarded with predetermined amounts of network energy 2049.

GIFTS OF NETWORK ENERGY TO ENCOURAGE PARTICIPATION: Another way to obtain network energy 2049 is in receipt for engaging in certain types of activity on network 11. Service provider 2001 may reward members and member organizations for forming and maintaining chat groups or community relationships on network 11. For example, the leader of an antique car owner's group may be rewarded with network energy 2049 by service provider 2001 for establishing and maintaining a virtual community of member who own antique cars. Such rewards may be subsidized by a merchant who deals in antique car goods and services. This can have a substantial motivating effect on members, and can be utilized to grow and form network 11.

BURNING NETWORK ENERGY: A variety of ways are also provided for consuming or "burning" network energy 2049. A few of these means for consuming energy are discussed below under separate headings.

BURNING ENERGY THROUGH HARDWARE ACQUISITION: One way to consume network energy 2049 is through the acquisition of network hardware or accessories. Under this scenario, a member may have access to a wide array of hardware and hardware accessories for utilization in activity on network 11. For example, a New Member #1 may want to burn network energy 2049 to obtain an additional docking station for his appliance 2099, or New Member #2 may wish to burn network energy 2049 to acquire an interchangeable housing for her appliance 3003. The prices for these activities may be set in terms of network energy 2049, instead of national currencies. Such pricing and exchange rates would be set by service provider 2001.

BURNING ENERGY THROUGH CONTENT CONSUMPTION: Another means for burning network energy 2049 is through the consumption of digital content over network 11. As set forth above, digital content may come in many different forms and in many different ways. Digital content can be textual materials, graphical materials, or animated "movies" which are displayed on the member's appliance.

BURNING ENERGY THROUGH AIRTIME USE: Another way to burn network energy 2049 is by utilizing airtime to transmit digital content or to conduct communications with other members within network 11. In accordance with the preferred embodiment of the present invention, airtime may have a predetermined or even variable price in terms of network energy 2049. Mechanisms are established for determining the total amount of airtime usage for particular members. On a periodic basis, the network energy 2049 in each member's account is reduced by an amount of network energy 2049 that is equivalent to the amount of airtime used by that each member during that period of time.

BURNING ENERGY THROUGH INSTANT MESSAGING: One particular communication mode which burns network energy 2049 is instant messaging (IM). In network 11, IM is comparable to currently commercially available IM with the exception that in network 11 of the present invention, location-aware wireless communication appliances are utilized.

BURNING ENERGY THROUGH CHATTING: Network energy 2049 may also be burned through communication activities in the form of real-time chatting between one or

more members of network 11. The airtime used during a chat session may be apportioned among the various members engaged in the chat and charged to their own individual accounts, thus decrementing the amount of network energy 2049 available to each participant in the chat session.

BURNING ENERGY THROUGH E-MAIL: E-mail may also be sent over network 11 in the preferred embodiment of the present invention. The use of network 11 to send and receive e-mail may also burn network energy 2049 in a predetermined amount. This may be established in terms of the length of the transmission, the number of characters transmitted, or by some other method.

BURNING ENERGY THROUGH FINDING BUDDIES: Another way to burn energy on network 11 is to locate buddies within network 11 to determine their location and establish communication with them. The act of finding a buddy may have a predetermined price in network energy 2049 associated with it.

BURNING ENERGY THROUGH WEB ACCESS: To the extent that the location-aware wireless communication appliances are equipped with web browsers, utilization of such devices to access the Web and download materials may also burn a certain predetermined amount of network energy 2049.

BURNING ENERGY THROUGH GIFTS OR TRANSFERS: An alternative way to burn network energy 2049 is to give or transfer network energy 2049 to other members in the form of a gift or grant. Members may link network energy 2049 to other desirable currencies or goods or services. For example, relationships can be established between network energy 2049 and POKEMON cards or baseball cards. In another example, electronic gift certificates can be utilized to transfer network energy 2049 between members to celebrate special occasions, such as birthdays.

BURNING ENERGY THROUGH "COLLECT" TRANSACTIONS: An alternative and interesting means of burning network energy 2049 is to place communications on network 11 on a "collect" basis similar to the placement of collect telephone calls. When a collect communication is placed, the recipient of the communication, or the party that responds to the communication, is charged a predetermined amount of network energy

2049 for the transfer from source to service provider 2001 and from service provider 2001 to recipient, should the recipient accept the communication. With regard to IM, in the preferred embodiment of the present invention, the recipient is charged for all costs associated with the IM communication.

MERCHANTS AND AFFILIATIES: Network 11 relies heavily on the participation and cooperation of network affiliates 2003 and merchants 2005.

THE RELATIONSHIP BETWEEN NETWORK ENERGY/CURRENCY: In the preferred embodiment of the present invention, service provider 2001 is responsible for establishing and maintaining an exchange rate between network energy and national currencies, so that digital content, goods, and services may be freely exchanged over network 11 between and among service provider 2001, network affiliates 2003, merchants 2005, and members 2007.

E-COUPONS: E-coupons function in a manner very similar to conventional coupons. Merchants 2005 may distribute e-coupons to members 2007 who may redeem the e-coupons for goods and services, or reductions in the amount of network energy 2049 required to be burned for such goods and services.

14. Community Systems

TRUST MANAGEMENT: As has been previously discussed, network 11 of the present invention places a high value on the trust that a member places upon her appliance and network 11 in making her private communications. Accordingly, trust management is a priority for network 11. This is especially true because network 11 manages a great deal of personal information, especially information relating to the value or weight accorded by the member to her peers, friends, and acquaintances.

NETWORK MANAGEMENT OF RELATIONSHIPS: Network 11 relies upon truthful member input in establishing the weight or priority that is attached to particular communicants. Each member will be afforded an opportunity to honestly evaluate the relative importance of his or her peers, friends, and acquaintances. Although such information must be utilized by network 11 on a frequent basis, the information must be

guarded at all times against inadvertent disclosure. Examples have been previously provided which illustrate how a member may attach a "block" to communications originating from particular entities, such as merchants 2005 or members 2007. Additional examples have been given illustrating the assignment of "high," "medium," or "low" values to communications originating from particular entities. By managing this trusted information, network 11 manages "relationships."

REFERENTIAL TRUST: One novel aspect of the present invention is the ability of network 11 to infer likely levels of trust between individuals that have not yet interacted with one another through utilization of known trust data which the relevant individuals may have for commonly-known and ranked or rated members, groups of members, or merchants. In this manner, network 11 may infer trust data between members and groups of members. The use of referential trust can be extended to the analysis of likely preferences for particular goods or services based upon known preferences of particular members, or groups of members. For example, users having high regard for one another in one area of taste or likes are likely to agree upon other areas of a similar nature.

The concept of referential trust may also be used to assign preference ratings to digital content the first time the digital content is offered for presentation to a member. Because the member has not yet had an opportunity to rate the new digital content, a referential trust analysis can be performed to assign a preliminary preference rating to the digital content. In this analysis, the unrated new digital content is compared to existing rated digital content of a similar nature. On a member-by-member basis, the ratings from the existing digital content are used to calculate and assign a rating to the new digital content. The similarity between the new digital content and existing digital content is determined by comparing the wrapper for the new digital content with the wrapper for existing digital content. As set forth above, wrappers contain a wide variety of information, or content parameters, which describe the digital content.

MESSAGE BUBBLE-UP FILTERING: The preferred communication system of the present invention may utilize trust data in order to sort, prioritize, or filter digital content so that messages from a highly trusted source are quickly brought to the member's attention

FILTERING MERCHANT OFFERS: The presentation of merchant offers may also be filtered or prioritized based upon the level of commercial trust that the user has for particular merchants or providers of digital content. It should be understood the above-described referential trust analysis can be applied in the instance of assigning preference information to commercial digital content.

VIRTUAL INTRODUCTIONS: The level of trust and confidence that a user has assigned to particular known individuals may be utilized by network 11 to arrange for virtual introductions initiated by network 11 of members that are likely to form a relationship. In this manner, friendships can be created by network 11, thereby building community within network 11 around common preferences or evaluations of third-party members.

SEEKING A GOOD SAMARITAN: The trust and personal preferences information can be utilized automatically by network 11 to locate one or more individuals which could or may be of assistance in a time of need or crisis. A member in need of a ride to school or for a referral to a doctor may call upon network 11 to identify likely good Samaritans for possible assistance.

REQUESTING INFORMATION: Trust and personal preferences can also be utilized by network 11 to fulfill member requests for assistance.

DIRECT ASSESSMENT OF TRUST:

INTERPOLATED OR CALCULATED TRUST:

TRUST IN ePINIONS AND eVALUATIONS:

MESSAGES AND TRUST:

DIGITAL PERIPHERAL VISION: Community can also be developed in network 11 through the sharing of virtual common space by particular members or groups of members. Because the virtual space of a display to some extent reflects portions of the actual physical space occupied by the members, a form of common peripheral space may be used in the actual display to identify and locate actual locations or places of commerce

in a space known as the digital peripheral space. Items that are accorded a low priority by a member or groups of members may be relegated to the digital peripheral space. Focusing on this space can represent an exercise of digital peripheral vision. Items in this space are not in the foreground of the member's attention; however, such items are also not quite relegated to a background or off-screen position. Digital peripheral vision is further explained below with reference to the graphical user interface (GUI) of the present invention.

STICKY-NOTES COMMUNITY COMMUNICATION: The present invention also enables a new form of public forum. Sticky notes, which provide user commentary, may be attached to any particular virtual space in network 11 in the form of "digital sticky notes." Sticky note messages may take the form of either positive or negative commentary. This commentary may prove useful to other users and aid in building community.

DIGITAL GRAFITTI: The present invention also enables a form of "tagging" in virtual space which may take the form of "digital graffiti," which may serve no useful purpose, except possibly to note that another member has passed in the same space before.

SHOUTING COMMUNICATION MODE: The present invention also provides for a digital "shout." A digital shout is an IM communication sent by a single member which may be received, and perhaps acted upon or responded to, by many other members, such as trusted members or members which are determined by network 11 to likely prove to be helpful and/or trustworthy. Each member may set up and maintain a list of members who are to receive each member's digital shouts. In addition to this express designation of digital shout recipients, network 11 may utilize trust and preference data to determine which members receive each member's digital shouts. In such situations, the aggregated trust data can serve as a type of communication "creditworthiness" indicator.

GENERATING A DIGITAL SHOUT: In this embodiment, network 11 utilizes trust and preference information maintained in the relationship network to transmit the digital shout from a single member to many other trusted members or members who are

determined by network 11 to likely prove to be helpful and/or trustworthy. Essentially, the aggregated trust and preference information can serve as a communication "creditworthiness" indicator. The relationship analysis referred to above may be used by network 11 to analyze and determine the group of members who are able to "hear" the shouting member's digital shout.

SENDING A DIGITAL SHOUT: In this embodiment, network 11 utilizes GPS information, either raw longitude and latitude coordinates, if chosen by the user, or colloquially designated information, to transmit the digital shout to listening members who are within a predetermined geographical proximity of the sending member.

COMBINATION DIGITAL SHOUT: In this embodiment, network 11 utilizes both trust and preference information and GPS information to transmit the digital shout to listening users who are determined by network 11 to likely prove to be helpful and/or trustworthy, and who are within a predetermined proximity of the sending member.

VIRTUAL TOURISM: The present invention also enables a form of virtual travel known as "virtual tourism" in which a member may choose to receive digital content as if he or she were actually located in a selected geographic region also served by network 11.

VIRTUAL WINDOW SHOPPING IN REMOTE LOCALE: The present invention also allows a member to actually shop in shared virtual space from a remote locale.

SISTER CITY THROUGH VIRTUAL LOCATION GROUPING: In accordance with the present invention, a member or a group of members may adopt a remote virtual space as a "sister" city, and thus engage in community building.

LOCATION "MORPHING" TO CREATE SHARED VIRTUAL SPACE: In accordance with the present invention, one or more members may combine remote virtual space into a single "morphed" virtual space. For example, the network space for New Orleans, Louisiana may be combined with the network space for Dallas, Texas.

POSITION/LOCATION SNAP SHOTS: In accordance with the present invention, a member may mark or index a particular virtual location for future reference or to allow later return.

JUMP-TO FUNCTION TO EMULATE RELOCATION AND/OR TRAVEL: The present invention also enables the rapid relocation or "jumping" between virtual locations.

Although the invention has been described with reference to a particular embodiment, this description is not meant to be construed in a limiting sense. Various modifications of the disclosed embodiments as well as alternative embodiments of the invention will become apparent to persons skilled in the art upon reference to the description of the invention. It is therefore contemplated that the appended claims will cover any such modifications or embodiments that fall within the scope of the invention.

We claim:

1. An electronic data input apparatus for capturing a response to digital content generated by a personal communication device, the electronic data input apparatus comprising:
 - an input element configured for electrical coupling to the personal communication device; and
 - a means for generating an electrical signal corresponding to the response and for transferring the signal to the personal communication device.
2. The electronic data input apparatus according to claim 1, wherein the input element is integral with an exterior surface of the personal communication device.
3. The electronic data input apparatus according to claim 2, wherein the input element is a one-dimensional touch pad.
4. The electronic data input apparatus according to claim 1, wherein the input element is a one-dimensional touch pad.
5. The electronic data input apparatus according to claim 1, wherein the input element is an elongated spring-biased button.
6. The electronic data input apparatus according to claim 1, wherein the input element is a digitized touch screen displaying an elongated graphical element.
7. The electronic data input apparatus according to claim 1, wherein the input element is a jog wheel.
8. The electronic data input apparatus according to claim 7, wherein the jog wheel is spring biased to a neutral position.
9. The electronic data input apparatus according to claim 1, wherein the input element is a scroll wheel.

10. The electronic data input apparatus according to claim 1, wherein the input element is a cylindrical thumb wheel.
11. The electronic data input apparatus according to claim 1, wherein the input element is a linear sliding knob potentiometer.
12. The electronic data input apparatus according to claim 1, wherein the input element is a digitized touch screen displaying a plurality of graphical selection buttons.
13. The electronic data input apparatus according to claim 1, wherein the input element is a bank of selection buttons.
14. The electronic data input apparatus according to claim 1, wherein the input element is a two-dimensional touch pad.
15. The electronic data input apparatus according to claim 1, wherein the personal communication device is a laptop computer.
16. The electronic data input apparatus according to claim 1, wherein the personal communication device is a palmtop computer.
17. The electronic data input apparatus according to claim 1, wherein the personal communication device is a personal digital assistant.
18. The electronic data input apparatus according to claim 1, wherein the personal communication device is a mobile phone.
19. The electronic data input apparatus according to claim 1, wherein the personal communication device is a computer keyboard.
20. The electronic data input apparatus according to claim 1, wherein the personal communication device is a global positioning device.

29. The electronic data input system according to claim 25, wherein the digital content is audio-visual.
30. The electronic data input system according to claim 25, wherein the input element is a one-dimensional touch pad.
31. The electronic data input system according to claim 25, wherein the input element is an elongated spring-biased button.
32. The electronic data input system according to claim 25, wherein the input element is a digitized touch screen displaying an elongated graphical element.
33. The electronic data input system according to claim 25, wherein the input element is a jog wheel.
34. The electronic data input system according to claim 33, wherein the jog wheel is spring biased to a neutral position.
35. The electronic data input system according to claim 33, wherein the input element is a scroll wheel.
36. The electronic data input system according to claim 33, wherein the input element is a cylindrical thumb wheel.
37. The electronic data input system according to claim 33, wherein the input element is a linear sliding knob potentiometer.
38. The electronic data input system according to claim 33, wherein the input element is a digitized touch screen displaying a plurality of graphical selection buttons.

45. The electronic data input system according to claim 41, further comprising:
a plurality of scaling messages operably associated with the active scaling element.
46. The electronic data input system according to claim 45, wherein the scaling messages are text messages.
47. The electronic data input system according to claim 45, wherein the scaling messages are graphical icons.
48. The electronic data input system according to claim 41, wherein the active scaling element has a non-biased initial state.
49. The electronic data input system according to claim 41, wherein the input element includes visual indicia spatially located along the length of the input element to indicate the boundaries of the input element.
50. The electronic data input system according to claim 49, wherein the visual indicia are raised ridges.
51. The electronic data input system according to claim 41, wherein the personal communication device is a laptop computer.
52. The electronic data input system according to claim 41, wherein the personal communication device is a palmtop computer.
53. The electronic data input system according to claim 41, wherein the personal communication device is a personal digital assistant.
54. The electronic data input system according to claim 41, wherein the personal communication device is a mobile phone.

55. The electronic data input system according to claim 41, wherein the personal communication device is a computer keyboard.

56. An analog responder for entering a response into a wireless communication appliance having a display and a microprocessor, the analog responder comprising:

an input element disposed within the wireless communication appliance and being electrically coupled to the microprocessor;

software programmed into the microprocessor for operating the analog responder and displaying digital content on the display;

an active scaling element displayed by the microprocessor on the display, the active scaling element representing an analog range of responses to the digital content; and

a plurality of scaling messages operably associated with the active scaling element; whereby the response is selected from the analog range of responses by activation of the analog responder.

57. The analog responder according to claim 56, wherein the wireless communication appliance is a location-aware wireless communication appliance.

58. The analog responder according to claim 56, further comprising:

a wireless communication network for providing simultaneous wireless communication capabilities to a plurality of the location-aware wireless communication appliances.

59. The analog responder according to claim 56, wherein the active scaling element is an elongated graphical element.

60. The analog responder according to claim 56, further comprising:

a graphical shuttle element operably associated with the elongated graphical element, whereby activation of the analog responder causes a corresponding movement of the graphical shuttle element along the elongated graphical element.

61. The analog responder according to claim 56, wherein the active scaling element is a graphical icon, whereby activation of the input element causes a corresponding movement of the graphical icon.
62. The analog responder according to claim 56, wherein the scaling messages are text messages.
63. The analog responder according to claim 56, wherein the scaling messages are graphical icons.
64. The analog responder according to claim 56, wherein the active scaling element has a non-biased initial state, such that the user's response is not biased by a default response.
65. The analog responder according to claim 56, wherein the input element includes visual indicia spatially located along the length of the input element to indicate the boundaries of the input element.
66. The analog responder according to claim 56, wherein the visual indicia are raised ridges.

67. A data entry system for entering data into an existing personal communication device having a display, a microprocessor, and a microprocessor input/output port, the electronic data input system comprising:

- a modular housing;

- an input element operably associated with the modular housing;

- a housing input/output port configured to electronically mate with the microprocessor input/output port, whereby the input element is electrically coupled to the microprocessor; and

whereby the data is entered into the microprocessor by activation of the input element.

68. The data entry system according to claim 67, further comprising:

- digital content generated by the microprocessor and displayed on the display;

- an active scaling element displayed by the microprocessor on the display, the active scaling element representing an analog range of responses to the digital content; and

- a plurality of scaling messages operably associated with the active scaling element;

- wherein activation of the input element causes a corresponding change in the active scaling element.

69. The data entry system according to claim 67, wherein the existing personal communication device is a wireless communication device.

70. The data entry system according to claim 69, wherein the wireless communication device is a location-aware wireless communication appliance.

71. The data entry system according to claim 70, further comprising:

- a wireless communication network for providing simultaneous wireless communication capabilities to a plurality of the location-aware wireless communication appliances.

72. A communication network, comprising:

(a) a plurality of portable wireless communication devices issued to network subscribers located in a plurality of differing geographic locations;

(b) a plurality of wireless communication towers providing wireless communication coverage of said differing geographic locations;

(c) a wireless geographic positioning system facilitating a determination of an actual geographic position for each of said plurality of portable wireless communication devices;

(d) each of said portable wireless communication devices including:

(1) a relatively small housing;

(2) a wireless communication receiver, carried within said relatively small housing, for receiving wireless communication signals from said plurality of communication towers;

(3) a wireless communication transmitter, carried within said relatively small housing, for transmitting communication signals from said plurality of wireless communication towers;

(4) a wireless geographic positioning subsystem, carried within said relatively small housing, for interacting with said wireless geographic positioning system and determining the geographic position of each particular portable wireless communication device;

(5) a processor and associated memory, carried within said relatively small housing, for storing program instructions and data in memory and for executing program instructions;

(e) a network control system, including:

(1) a transmission system for communicating wireless transmissions from said plurality of communication towers;

(2) a reception system for receiving wireless transmissions from said plurality of communication towers;

(3) a communication traffic management system for managing bi-directional communication through the transmission and reception of wireless signals;

(4) a location management system for maintaining location information for said plurality of network subscribers;

(f) wherein said processor of said portable wireless communication device determines a current actual geographic position through use of said wireless geographic positioning subsystem;

(g) wherein a personalized location database of user-specific locations is maintained in said memory of each of said plurality of portable wireless communication devices, which associates a plurality of generalized location identifiers to a plurality of corresponding actual geographic positions;

(h) wherein said processor executes program instructions to examine said personalized location database in order to identify a generalized location identifier associated with said geographic position;

(i) wherein said portable wireless communication device communicates location information to said network control system predominately in terms of said generalized location identifier; and

(j) wherein said network control system maintains location information for said plurality of portable wireless communication devices predominately in terms of said generalized location identifiers.

73. A communication network, according to claim 72, wherein said generalized location identifiers comprise at least one of:

- (a) user-defined generalized location identifiers; and
- (b) network-provided generalized location identifiers.

74. A communication network, according to claim 72, wherein said geographic positioning system comprises at least one of:

- (a) a plurality of global positioning satellites;
- (b) communication tower identifiers;
- (c) signal triangulation; and
- (d) signal signature matching.

75. A communication network, comprising:

(a) a plurality of portable wireless communication devices issued to network subscribers located in a plurality of differing geographic locations;

(b) a plurality of wireless communication towers providing wireless communication coverage of said differing geographic locations;

(c) a plurality of global positioning satellites transmitting global positioning signals (GPS) to said differing geographic locations, which collectively determine a GPS position in terms of latitude and longitude for each of said portable wireless communication devices;

(d) each of said portable wireless communication devices including:

(1) a relatively small housing;

(2) a wireless communication receiver, carried within said relatively small housing, for receiving wireless communication signals from said plurality of communication towers;

(3) a wireless communication transmitter, carried within said relatively small housing, for transmitting communication signals from said plurality of wireless communication towers;

(4) a global positioning receiver, carried within said relatively small housing, for receiving GPS signals from said plurality of global positioning satellites;

(5) a processor and associated memory, carried within said relatively small housing, for storing program instructions and data in memory and for executing program instructions;

(e) a network control system, including:

(1) a transmission system for communicating wireless transmissions from said plurality of communication towers;

(2) a reception system for receiving wireless transmissions from said plurality of communication towers;

(3) a communication traffic management system for managing bi-directional communication through the transmission and reception of wireless signals;

(4) a location management system for maintaining location information for said plurality of network subscribers; and

(f) wherein said processor of said portable wireless communication device utilizes said GPS signals received from said plurality of global positioning satellites to determine a current GPS position in terms of at least latitude and longitude;

(g) wherein a personalized location database of user-specific locations is maintained in said memory of each of said plurality of portable wireless communication devices, which associates a plurality of generalized location identifiers to a plurality of corresponding GPS positions;

(h) wherein said processor executes program instructions to examine said personalized location database in order to identify a generalized location identifier associated with said GPS position;

(i) wherein said portable wireless communication device communicates location information to said network control system predominately in terms of said generalized location identifier; and

(j) wherein said network control system maintains location information for said plurality of portable wireless communication devices predominately in terms of said generalized location identifiers.

76. A communication network, according to claim 75, wherein said network control system further includes:

(5) a user preference modeling system which develops at least one user profile for said plurality of network subscribers which is based at least in part upon location information which is maintained by said network control system in the form of generalized location identifiers.

77. A communication network, according to claim 75, wherein each of said portable communication devices communicates to said network control system location information in the form of a user-generated generalized location identification.

78. A communication network, according to claim 77, wherein said personalized location database of user-specific locations which is maintained in said memory of each of said plurality of portable wireless communication devices associates each generalized location identifier to a range of GPS positions.

79. A communication network according to claim 78, wherein said range of GPS positions associated with a particular generalized location identifier may be automatically altered over time in response to at least one of the following:

(a) additional express input of network subscribers in response to questions posed by said network;

(b) actions of said network subscribers to rename a location which is in conflict with a prior designation; and

(c) actions taken by said network subscribers to change at least one status item of a portable wireless communication device.

80. A communication network according to claim 78, wherein said range of GPS positions associated with a particular generalized location identifier is modeled as at least one of the following:

(a) a two dimensional polygon space;

(b) a three dimensional polygon space;

(c) a circle;

(d) a cylinder;

(e) combinations of shapes;

(f) clustered circle shapes; and

(g) clustered cylindrical shapes.

81. A communication network, according to claim 75, wherein said generalized location identifiers comprise at least one of:

(a) user-defined generalized location identifiers; and

(b) network-provided generalized location identifiers.

82. A communication network, comprising:

(a) a plurality of portable wireless communication devices issued to network subscribers located in a plurality of differing geographic locations;

(b) a plurality of wireless communication towers providing wireless communication coverage of said differing geographic locations;

(c) a plurality of global positioning satellites transmitting global positioning signals (GPS) to said differing geographic locations, which collectively determine a GPS position in terms of at least latitude and longitude for each of said portable wireless communication devices;

(d) each of said portable wireless communication devices including:

(1) a relatively small housing;

(2) a wireless communication receiver, carried within said relatively small housing, for receiving wireless communication signals from said plurality of communication towers in the form of digital packets;

(3) a wireless communication transmitter, carried within said relatively small housing, for transmitting communication signals from said plurality of wireless communication towers in the form of digital packets;

(4) a display for displaying at least textual material, including two-way communications conducted over said plurality of wireless communication towers utilizing said digital packets;

(5) a global positioning receiver, carried within said relatively small housing, for receiving GPS signals from said plurality of global positioning satellites;

(6) a processor and associated memory, carried within said relatively small housing, for storing program instructions and data in memory and for executing program instructions;

(7) a user input system carried by said relatively small housing for inputting user commands and data into said processor;

(e) a network control system, including:

(1) a transmission system for communicating digital packets to said plurality of communication towers for wireless transmission;

(2) a reception system for receiving wireless transmissions of digital packets from said plurality of communication towers;

(3) a session management system for managing communication exchanges, each of which are composed of exchanges of digital packets through the transmission and reception of wireless signals;

(4) a location management system for maintaining location information for said plurality of network subscribers; and

(f) wherein said processor of said portable wireless communication device utilizes said GPS signals received from said plurality of global positioning satellites to determine a current GPS position in terms of latitude and longitude;

(g) wherein a personalized location database of generalized location identifiers is maintained in said memory of each of said plurality of portable wireless communication devices, and which associates a plurality of generalized location identifiers to a plurality of corresponding GPS positions;

(h) wherein said processor executes program instructions to examine said personalized location database in order to identify a particular generalized location identifier associated with said GPS position;

(i) wherein said portable wireless communication device communicates location information to said network control system predominately in terms of said generalized location identifier; and

(j) wherein said network control system maintains location information for said plurality of portable wireless communication devices predominately in terms of said generalized location identifiers.

83. A communication network, according to claim 82, wherein said network control system further includes:

(5) a user preference modeling system which develops at least one user profile for said plurality of network subscribers which is based at least in part upon location information which is maintained by said network control system in the form of generalized location identifiers.

84. A communication network, according to claim 82, wherein each of said portable communication devices communicates to said network control system location information in the form of a user-generated generalized location description.

85. A communication network, according to claim 82, wherein said personalized location database of user-specific locations which is maintained in said memory of each of said plurality of portable wireless communication devices associates each generalized location identifier to a range of GPS positions.

86. A communication network according to claim 82, wherein said range of GPS positions associated with a particular generalized location identifier may be automatically altered over time in response to at least one of the following:

- (a) additional express input of network subscribers in response to questions posed by said network;

- (b) actions taken by said network subscribers to rename a location which is in conflict with a prior designation; and

- (c) actions taken by said network subscribers to change the generalized location indicator through interaction with said portable wireless communication device.

87. A communication network according to claim 82, wherein said range of GPS positions associated with a particular generalized location identifier is modeled as at least one of the following:

- (a) a two dimensional polygon space;
- (b) a three dimensional polygon space;
- (c) a circle;
- (d) a cylinder;
- (e) combinations of shapes;
- (f) clustered circle shapes; and
- (g) clustered cylindrical shapes.

88. A communication network, according to claim 82, wherein said generalized location identifiers comprise at least one of:

- (a) user-defined generalized location identifiers; and
- (b) network-provided generalized location identifiers.

89. A communication network, comprising:

(a) a plurality of portable wireless communication devices issued to relatively mobile network subscribers located in a plurality of differing geographic locations;

(b) a plurality of wireless communication towers providing coverage of said differing geographic locations;

(c) a plurality of global positioning satellites transmitting global positioning signals (GPS) to said differing geographic locations, which collectively determine a GPS position for each of said portable wireless communication devices;

(d) each of said portable wireless communication devices including:

(1) a relatively small housing;

(2) a wireless communication receiver, carried within said relatively small housing, for receiving wireless communication signals from said plurality of communication towers in the form of digital packets;

(3) a wireless communication transmitter, carried within said relatively small housing, for transmitting communication signals from said plurality of wireless communication towers in the form of digital packets;

(4) a display for displaying at least textual material including two-way communications conducted over said plurality of wireless communication towers;

(5) a global positioning receiver, carried within said relatively small housing, for receiving GPS signals from said plurality of global positioning satellites;

(6) a processor and associated memory, carried within said relatively small housing, for storing program instructions and data in memory and for executing program instructions;

(7) a user input system carried by said relatively small housing for inputting user commands and data into said processor;

(8) a network control system, including:

(1) a transmission system for communicating digital packets to said plurality of communication towers;

(2) a reception system for receiving digital packets from said plurality of communication towers;

(3) a communication traffic management system for managing communication exchanges, each of which are composed of exchanges of digital packets;

(4) a location management system for maintaining location information for said plurality of network subscribers; and

(5) a subscriber preference modeling system which develops at least one user profile for each of said plurality of network subscribers which is based upon at least in part upon location information which is maintained by said network control system;

(f) wherein said network control system communicates messages in the form of digital packages to said plurality of network subscribers utilizing said preference modeling system in order to deliver location appropriate messages to each particular network subscriber.

90. A communication network, according to claim 89, wherein said network control system communicates messages in the form of digital packages to said plurality of network subscribers utilizing said preference modeling system order to deliver location appropriate and time appropriate messages to each particular network subscriber.

91. A communication network, according to claim 89, wherein each of said portable communication devices communicates to said network control system location information in the form of user-generated generalized location identifiers.

92. A communication network, comprising:

(a) a plurality of communication devices issued to network subscribers located in a plurality of differing geographic locations;

(b) each of said communication devices including:

(1) a relatively small housing;

(2) a communication receiver, carried within said relatively small housing;

(3) a communication transmitter, carried within said relatively small housing;

(4) a display, visible from the exterior of said relatively small housing, for displaying at least textual material including two-way communications;

(5) a processor and associated memory, carried within said relatively small housing, for storing program instructions and data in memory and for executing program instructions;

(6) a user input system carried by said relatively small housing for inputting user commands and data into said processor;

(e) a network control system, including:

(1) a transmission system;

(2) a reception system;

(3) a session management system for managing communication exchanges;

(4) a preference modeling system which develops at least one profile for each of said plurality of network subscribers which is based upon at least in part upon:

(a) location information relevant for each network subscriber which is maintained by said network control system;

(b) time information which is relevant for each network subscriber which is maintained by said network control system;

(c) known preferences which are relevant for each network subscriber which are derived through interaction with each network subscriber;

(f) wherein said network control system automatically communicates a stream of messages to said plurality of network subscribers utilizing said preference modeling system in order to deliver contextually appropriate messages to each particular network

subscriber, each message being generally appropriate for the current location of the particular network subscriber, for the current time, and for known preferences of the particular network subscriber.

1/50

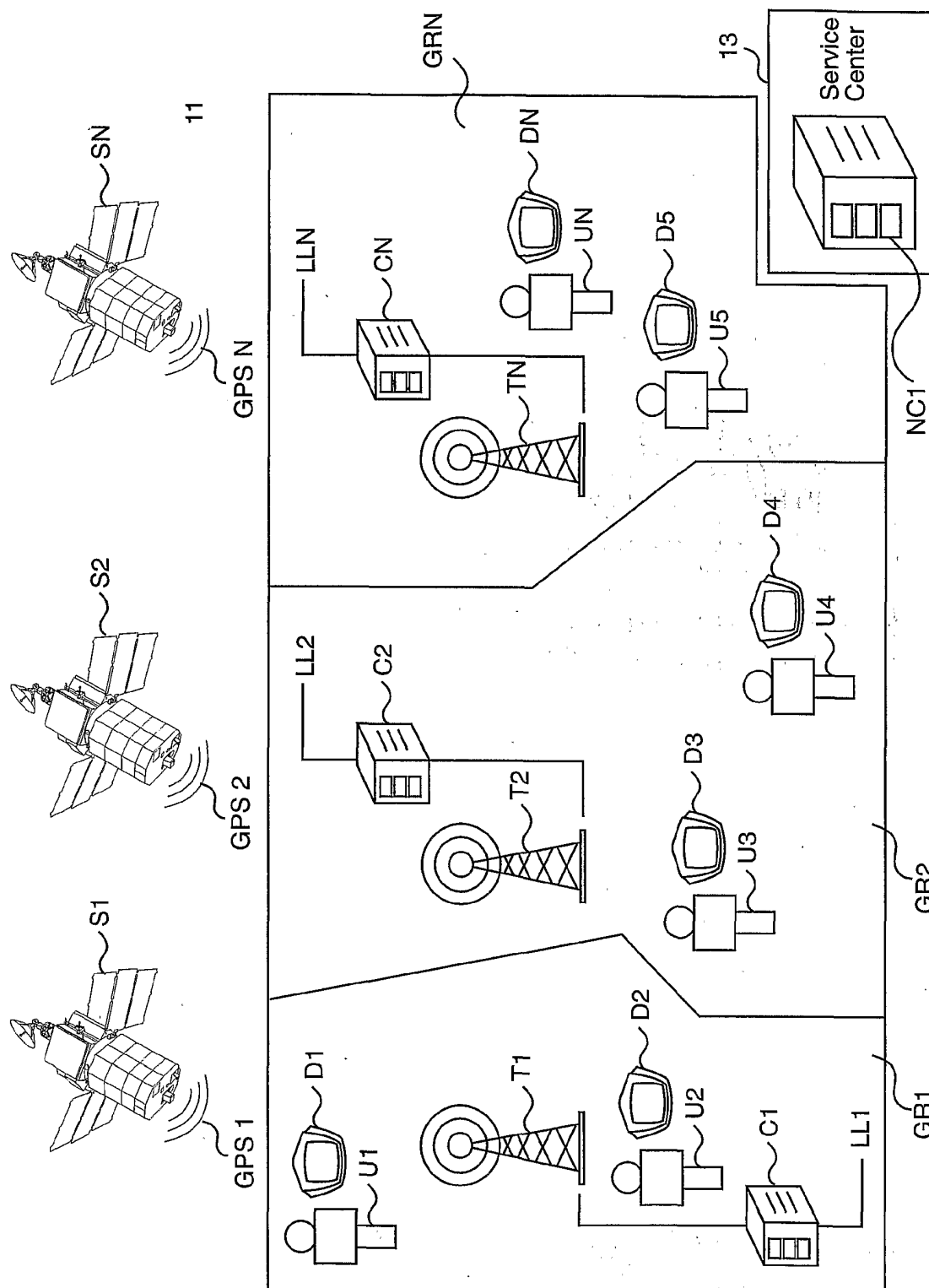
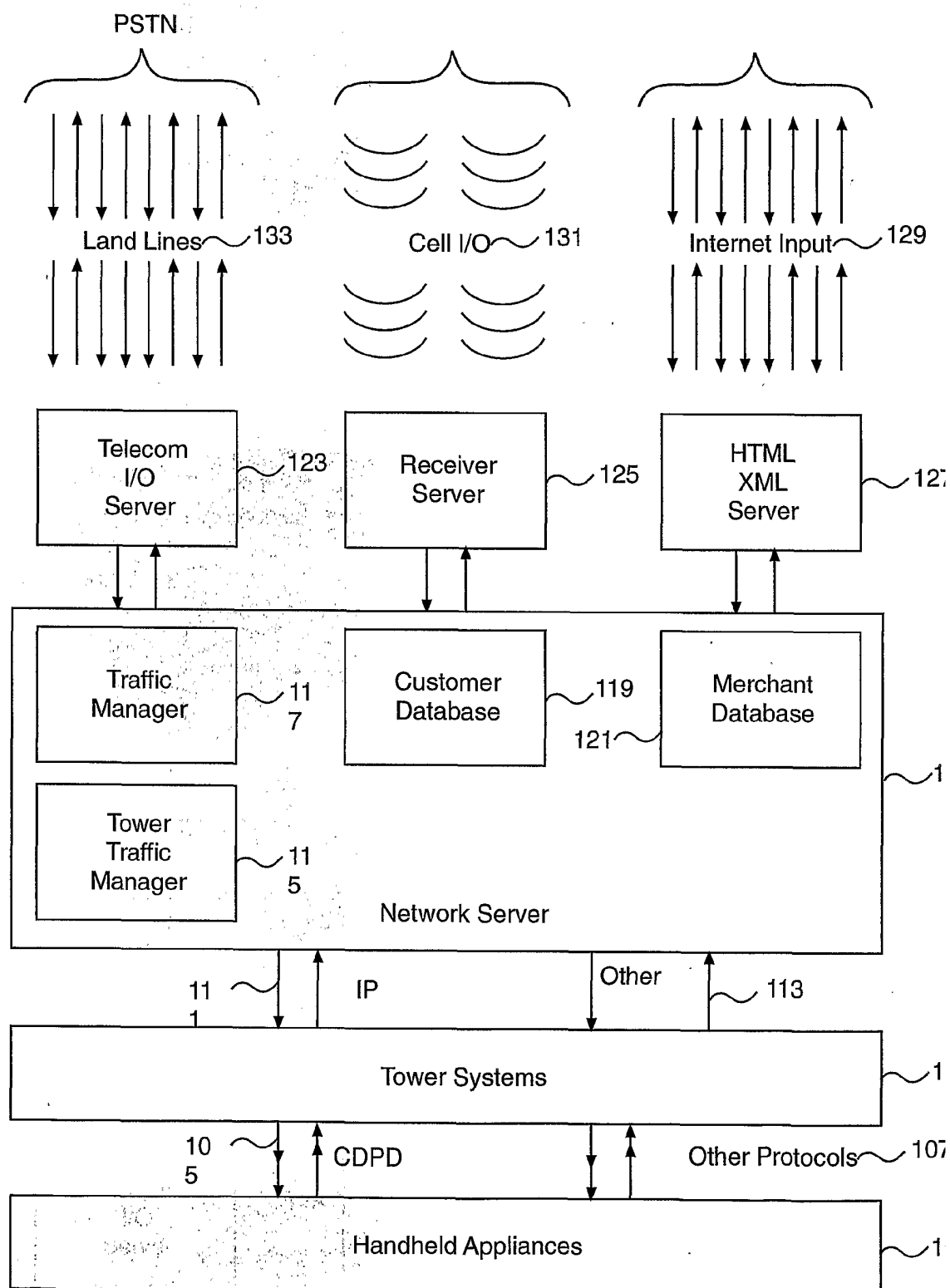


Figure 1A

2/50

**Figure 1B**

SUBSTITUTE SHEET (RULE 26)

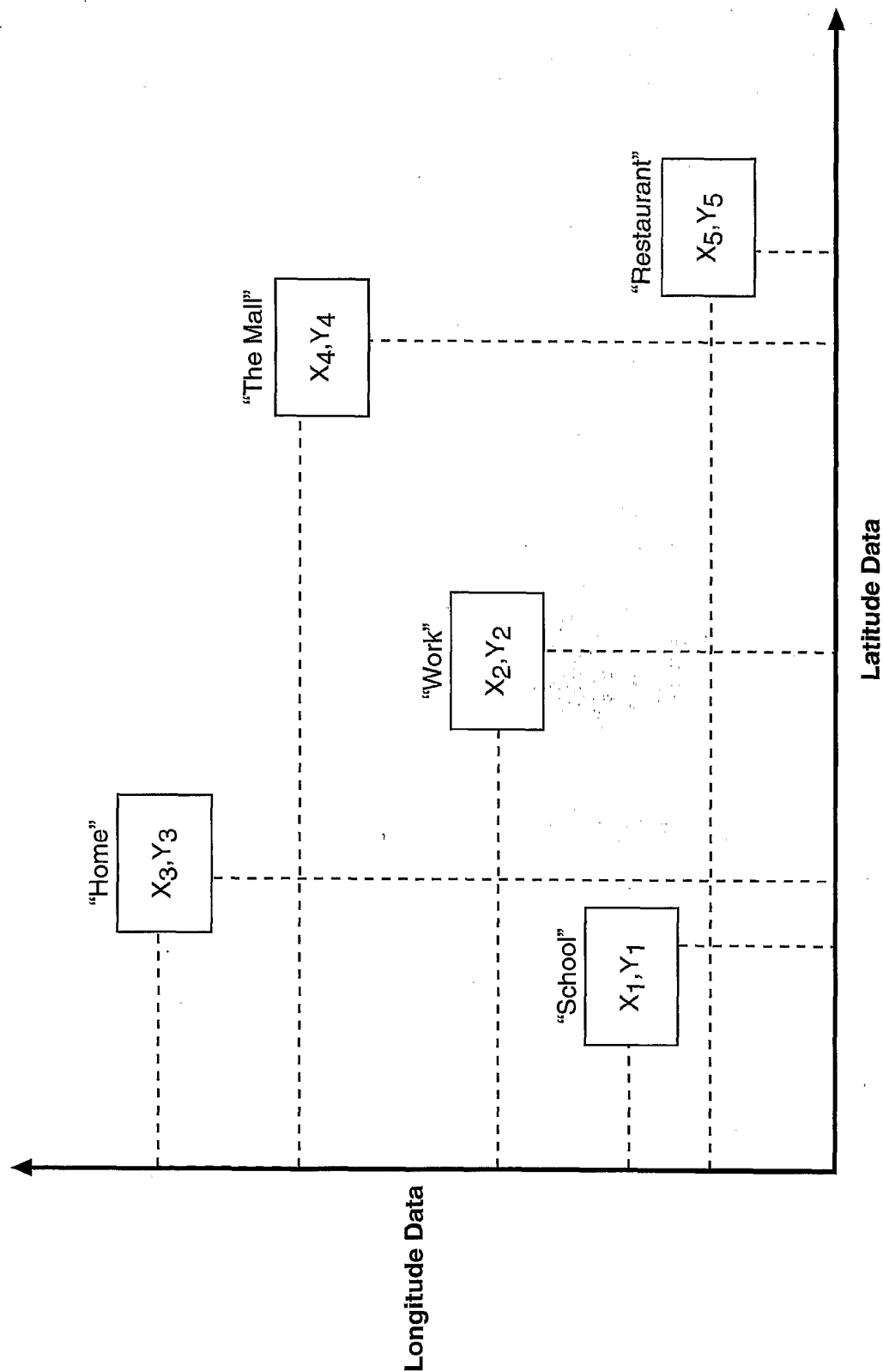


Figure 1C

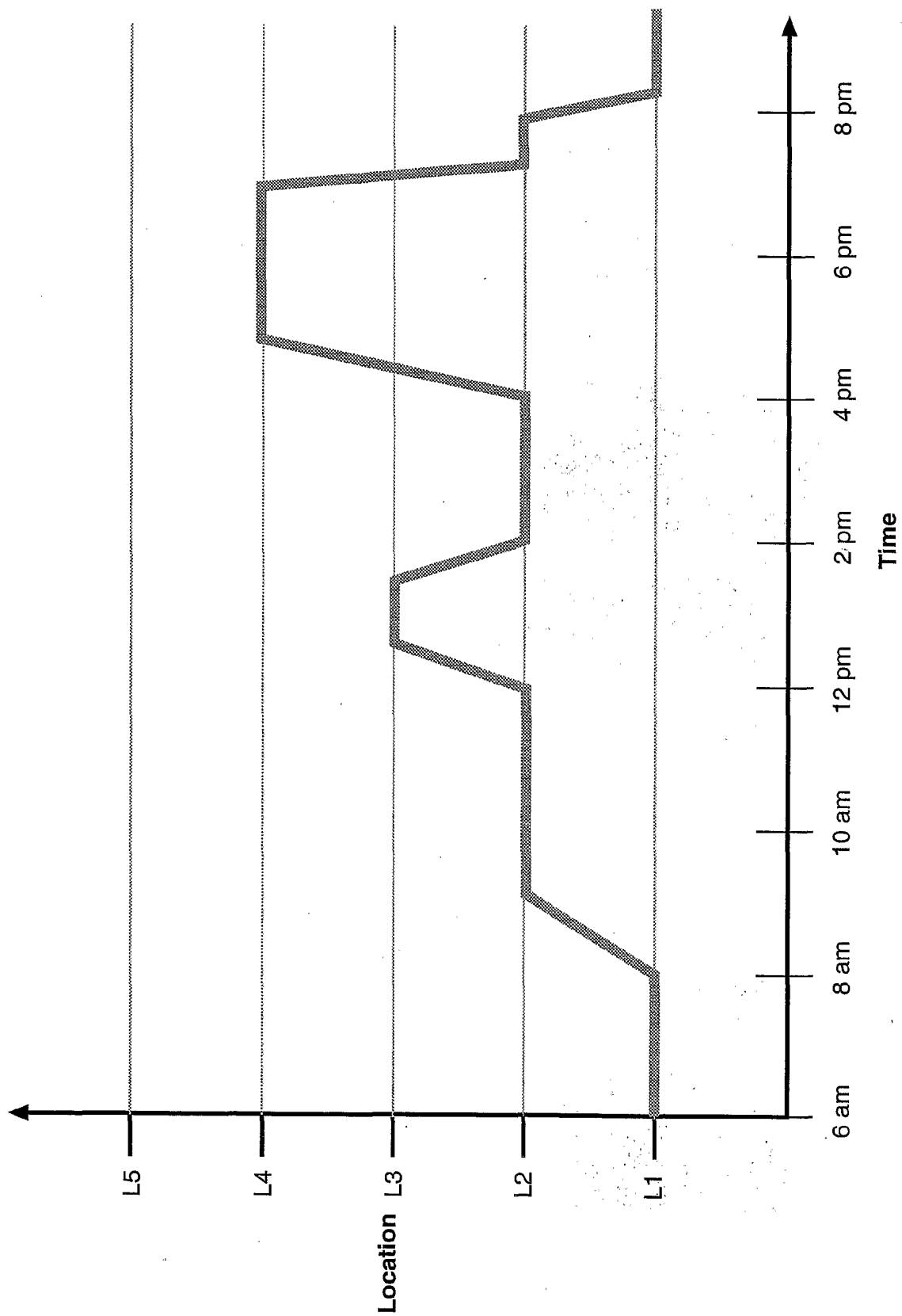


Figure 1D

5/50

151	Biographic Data	157	Data	Confidence	Correlation
163	Name				
165	Gender				
167	Age				
169	Ethnic Background	159	Chinese-American	Medium	No
153	Demographic Data				
171	Culture				
173	Region				
175	Likely Family Income	161	High	Low	No
155	Preferences Data				
177	Action Movies				
179	Hip-Hop Music				
181	Clothing from The GAP				

Figure 1E

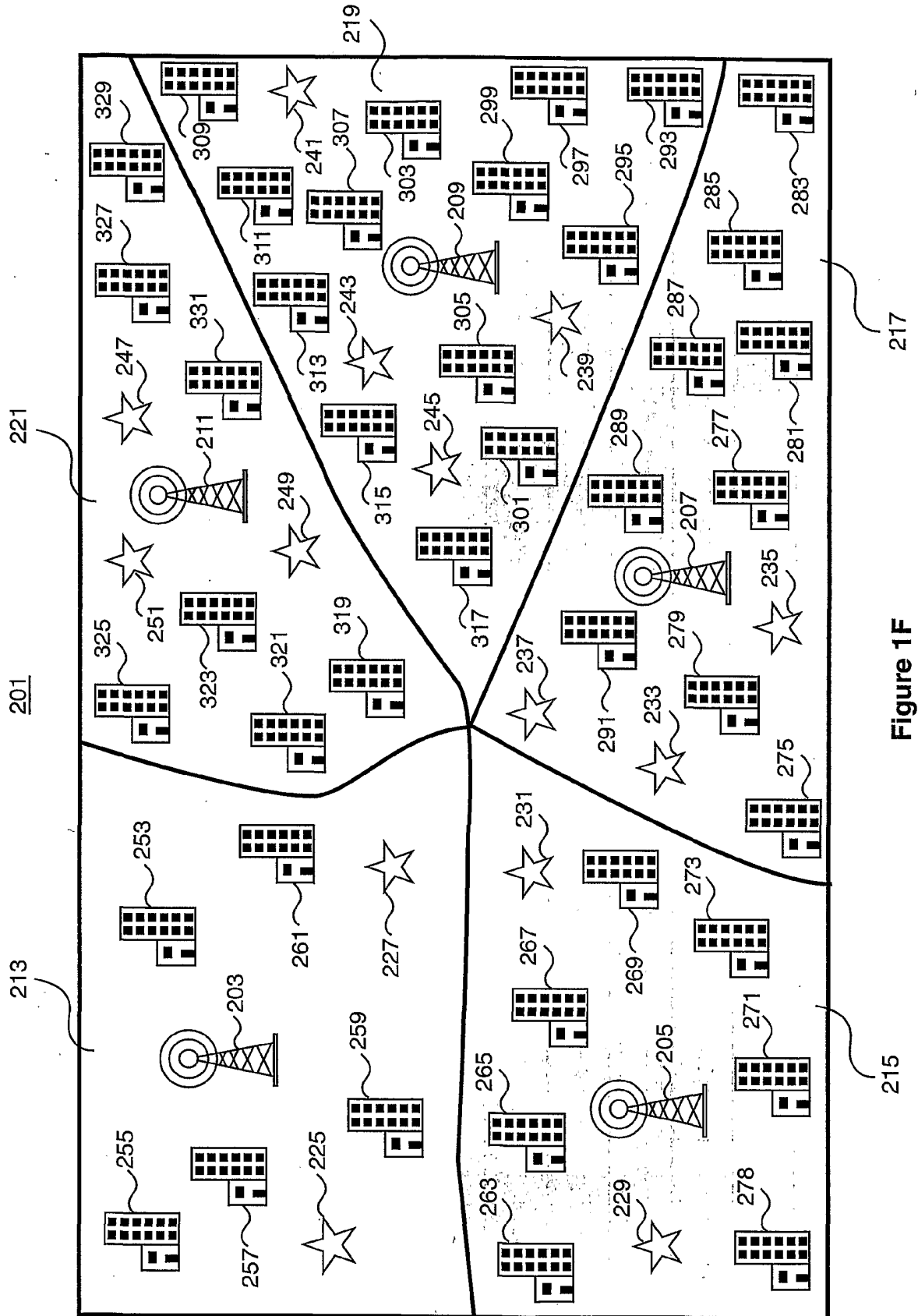


Figure 1F

+

7/50

Tower No.	Region	Adjoining Regions	Favorite Places	Network Affiliates
203	213	221	225 Riding Stables	253 Game Arcade
		215	227 Water Park	255 Video Store
				257 Taco Stand
				259 Book Store
				261 Riding Supply Store

Figure 1G (1 of 5)

8/50

Tower No.	Region	Adjoining Regions	Favorite Places	Network Affiliates
205	215	213	229 Aunt Jane's House	263 24-Hour Gym
		217	231 Linear Park	265 Ice Skating Rink
		221	233 Pottery Supply Store	267 Sporting Goods Superstore
				269 Promdress Shop
				271 Belgian Chocolate Store
				273 Pet Store
				278 Model Train Store

Figure 1G (2 of 5)

+

9/50

Tower No.	Region	Adjoining Regions	Favorite Places	Network Affiliates
207	217	219	235 Candy's House	275 Corn Maze
		221	237 Resale Boutique	277 Aquarium
		215		279 Museum
				281 I-MAX Theatre
				283 Movie Theatre
				285 Laser Tag Facility
				287 Pizza Place
				289 Zoo
				291 Public Library

Figure 1G (3 of 5)

+

10/50

Tower No.	Region	Adjoining Regions	Favorite Places	Network Affiliates
209	219	217	239 Home	293 Mall #1
		221	241 School	295 Mall #2
			243 Work	297 Chinese Food
			245 Suzy's House	299 K-Mart
				301 Target
				303 Record Store
				305 Batting Cages
				307 Golf Driving Range
				309 Computer Superstore
				311 Boy's Club
				313 Church #1
				315 Restaurant #14
				317 Bicycle Shop

Figure 1G (4 of 5)
SUBSTITUTE SHEET (RULE 26)

+

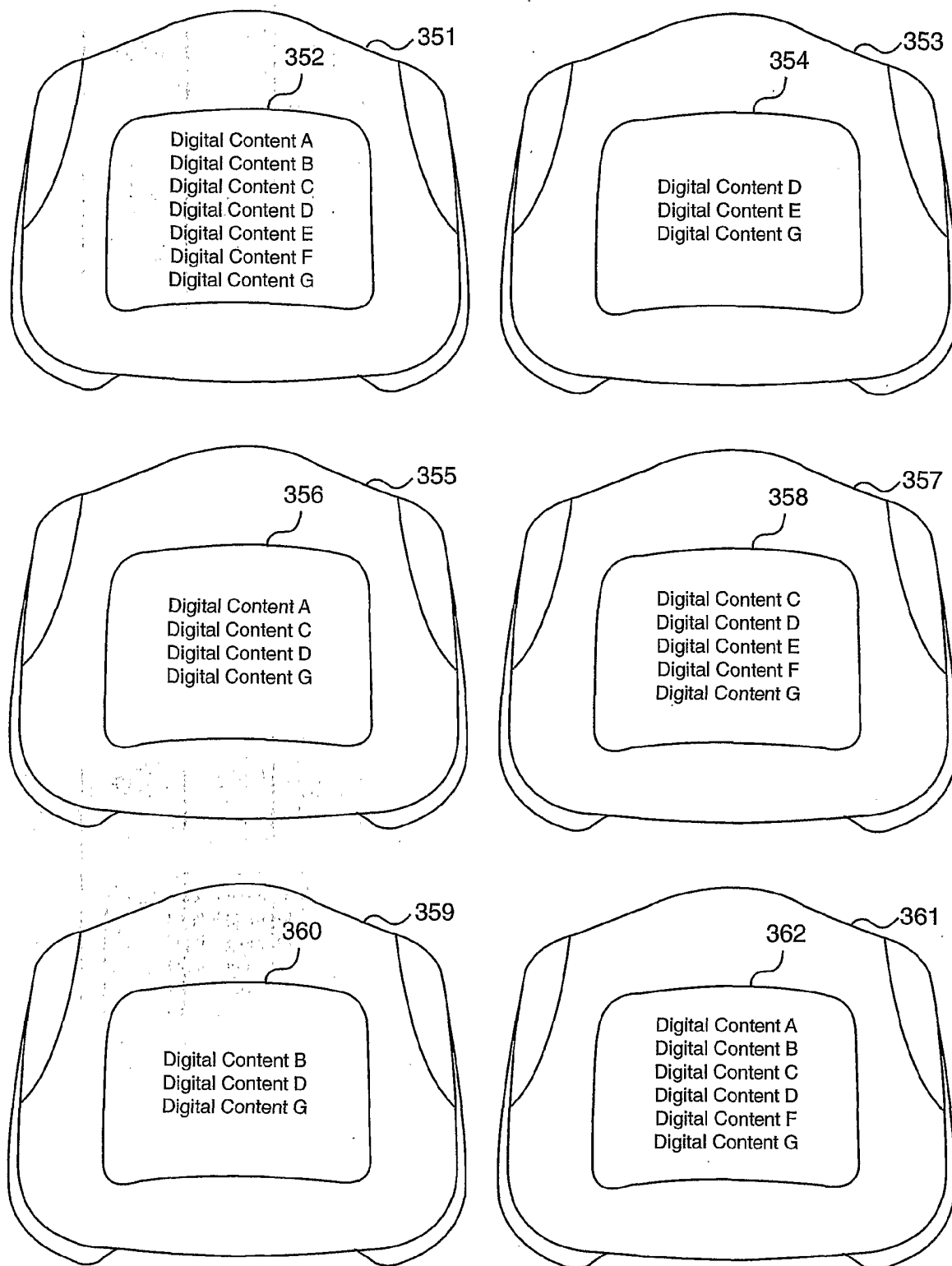
11/50

Tower No.	Region	Adjoining Regions	Favorite Places	Network Affiliates
211	221	219	247 Uncle Clay's House	319 Metro Stop
		217	249 The Gap	321 Starbucks
		215	251 Grand Mother's House	323 Bowling Alley
		213		325 Antique Mall
				327 Tennis Facility
				329 Car Stereo Superstore

Figure 1G (5 of 5)

+

12/50

**Figure 1H**

SUBSTITUTE SHEET (RULE 26)

365	367	369	371	373	375	377	379	381	383
Digital Content ID	Playable Digital Content	Source	Type	Subject	Energy Required to Play (Units)	Energy Earned for Playing (Units)	Preferred Location	Preferred Time	Period
Digital Content A	Movie	Merchant #12	Advertisement	X, Y	0	5	LATLONG1	After School	Incrementally Larger with Location
Digital Content B	Text and Alarm	Government Entity	Warning	Weather	0	0	Various Changing	Immediate	One Time Only
Digital Content C	Graphical Icon	Friend #1	Email Message		2	0	N/A	ASAP	7 Days
Digital Content D	Text Message	Acquaintance #3	Request for Chat		5	0	N/A	ASAP	3 Hours
Digital Content E	Executable Spreadsheet	Merchant #2	Survey	L, M	0	20	LATLONG2	Between 12/1 and 12/25	25 Days
Digital Content F	Text Message	School	Announcement	Sporting Event	1	0	N/A	Between 3:00 pm and 10:00 pm	Incrementally Larger for 7 Days
Digital Content G	Calendar File	Soccer Team	Schedule		3	0	N/A		User Initiated for 2 Days
385	387	389	391	393	395	397			

Figure 11

+

14/50

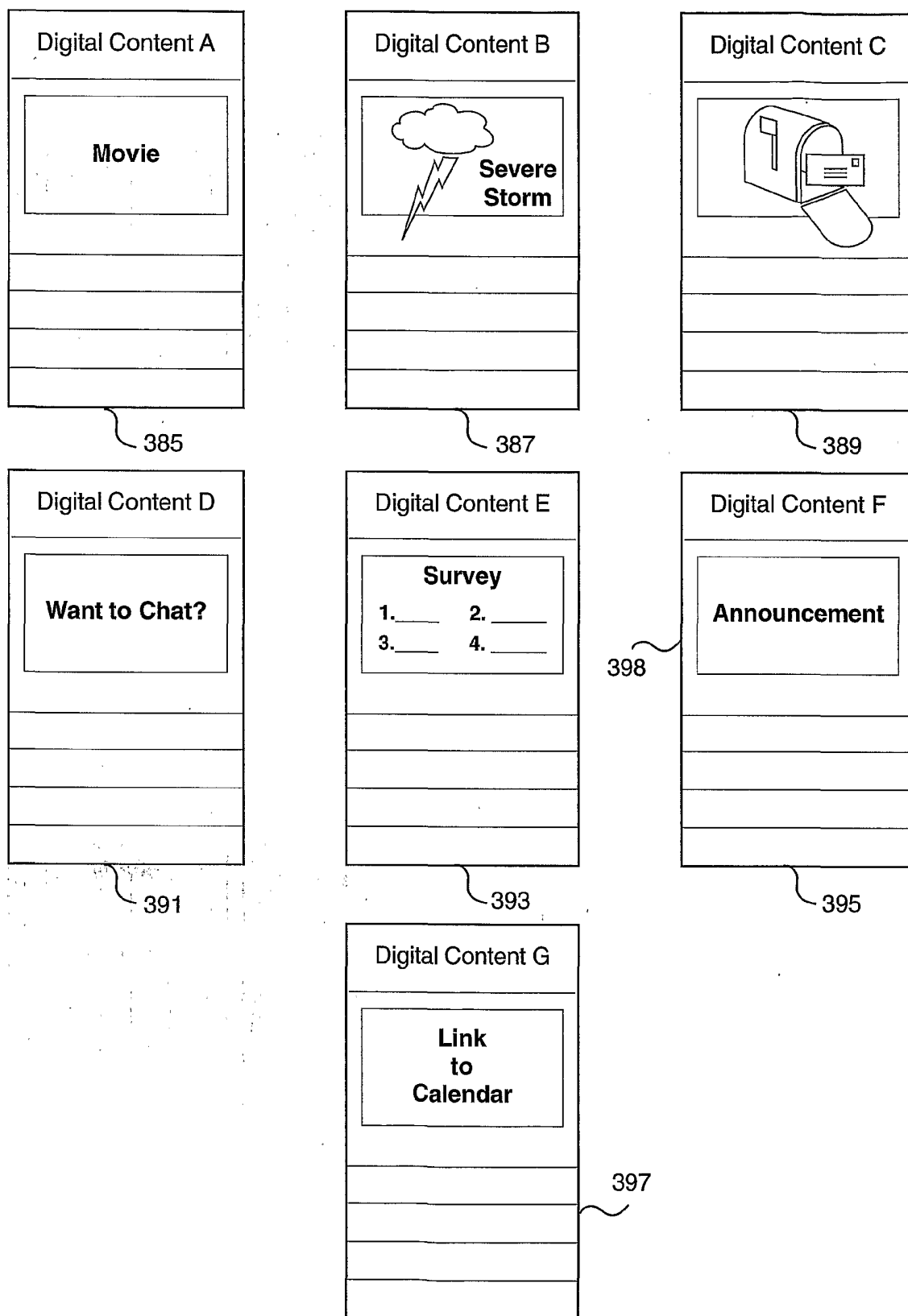


Figure 1J

15/50

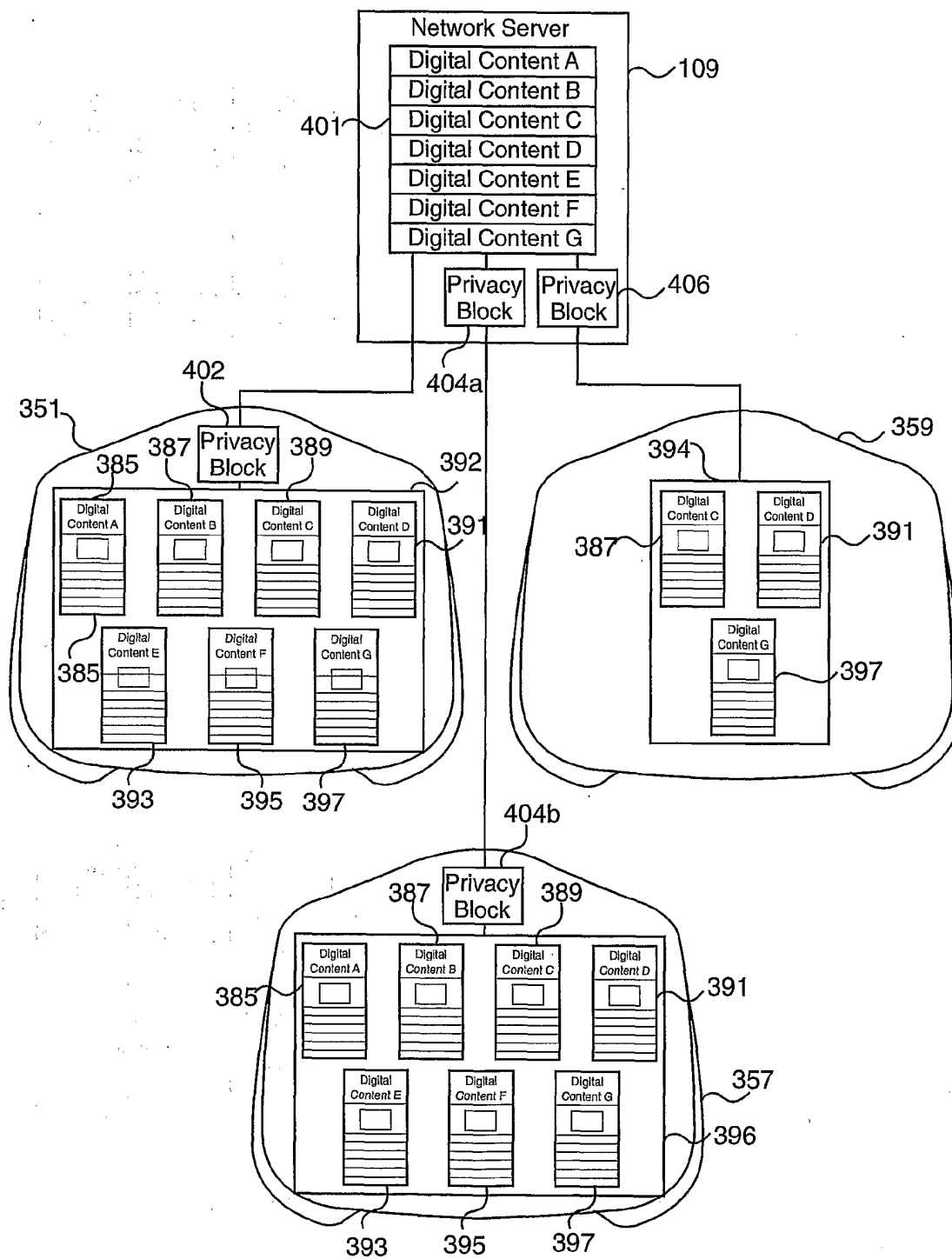


Figure 1K

407

Contextual User Profile											
Static Components				Dynamic Data Components							
User/ Appliance	423	423b	423c	Hard			Soft				
				425a	425b	425c	425d	425e	425f	425g	425h
	Biographic	Demographic	Cultural	Latitude Longitude	Time	Date	Available Energy	Food Pref.	Entertainment Preferences	Relationship Preferences	Privacy Block
351	B1	DM3	C1	LATLONG1	4:00 pm	12/5	130	F1	E1	R3	P1
353	B3	DM2	C2	LATLONG2	4:30 pm	12/5	43	F2	E3	R2	P2
355	B2	DM1	C3	LATLONG3	5:00 pm	12/5	62	F3	E2	R1	P3
357	B1	DM2	C1	LATLONG4	4:00 pm	12/5	227	F3	E1	R1	P4
359	B3	DM3	C2	LATLONG5	4:30 pm	12/5	39	F2	E3	R2	P5
361	B1	DM3	C3	LATLONG6	5:00 pm	12/5	200	F1	E2	R3	P6

409

411

413

415

417

419

421

423

427a

427b

425

Figure 11

17/50

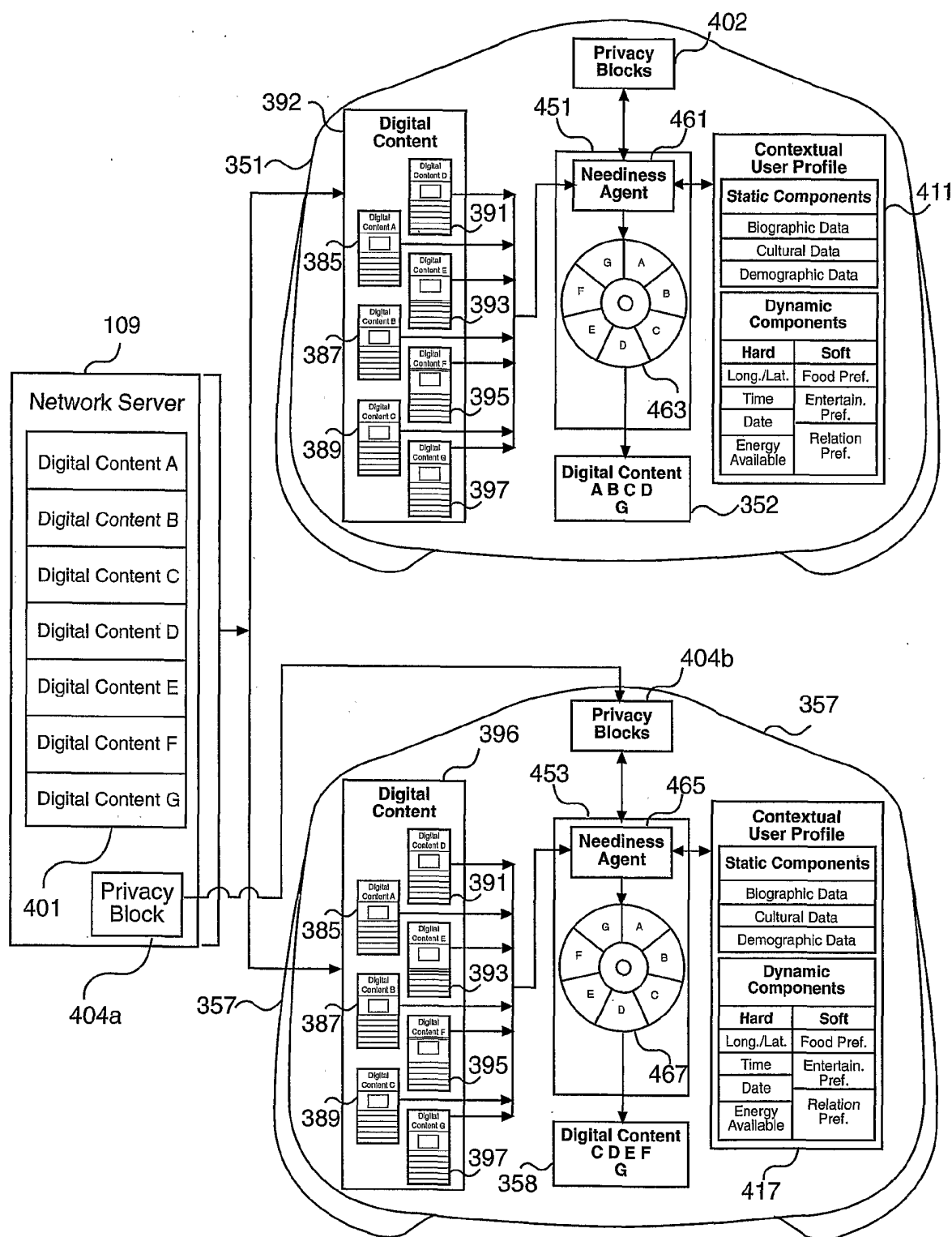


Figure 1M

+

18/50

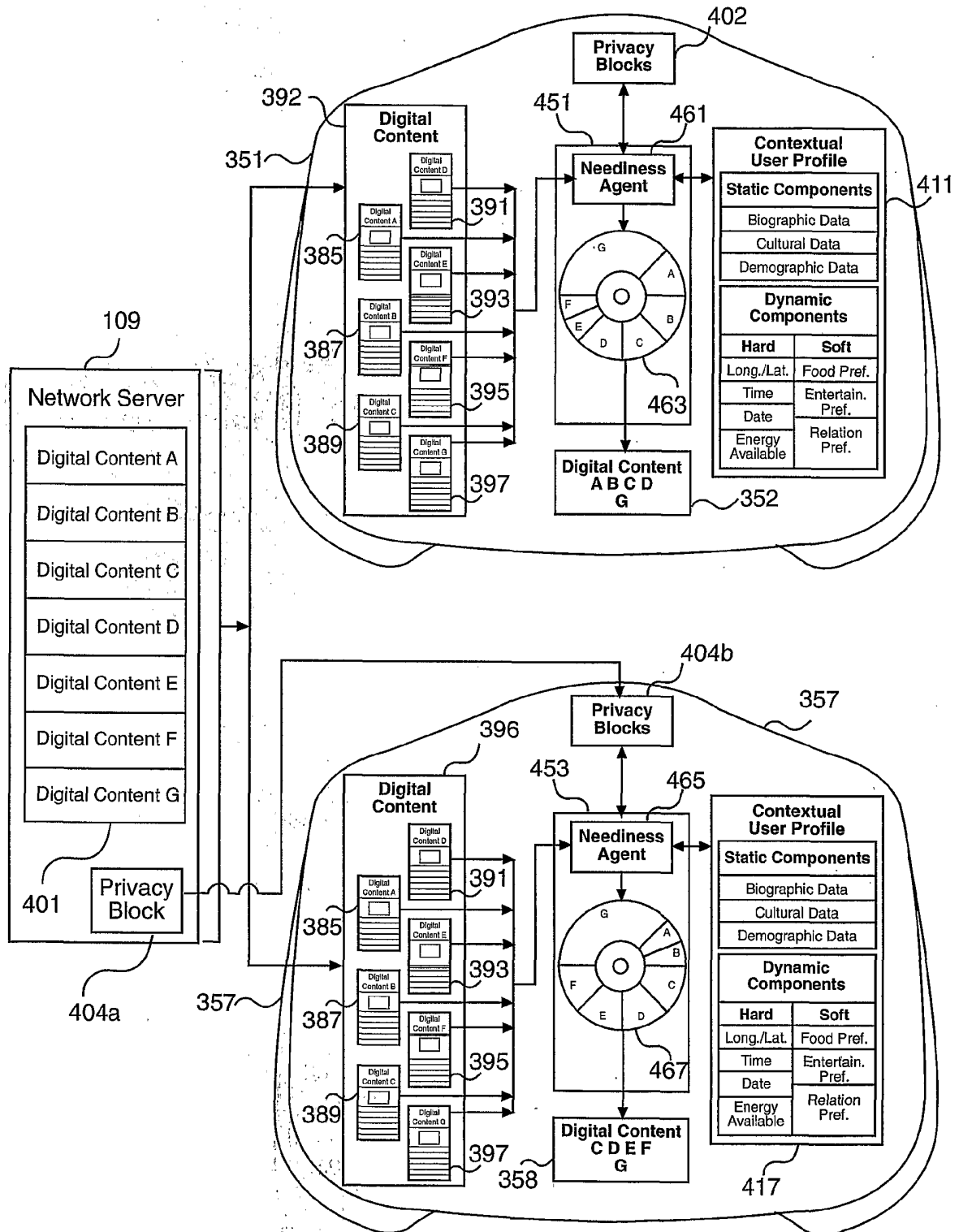


Figure 1N

19/50

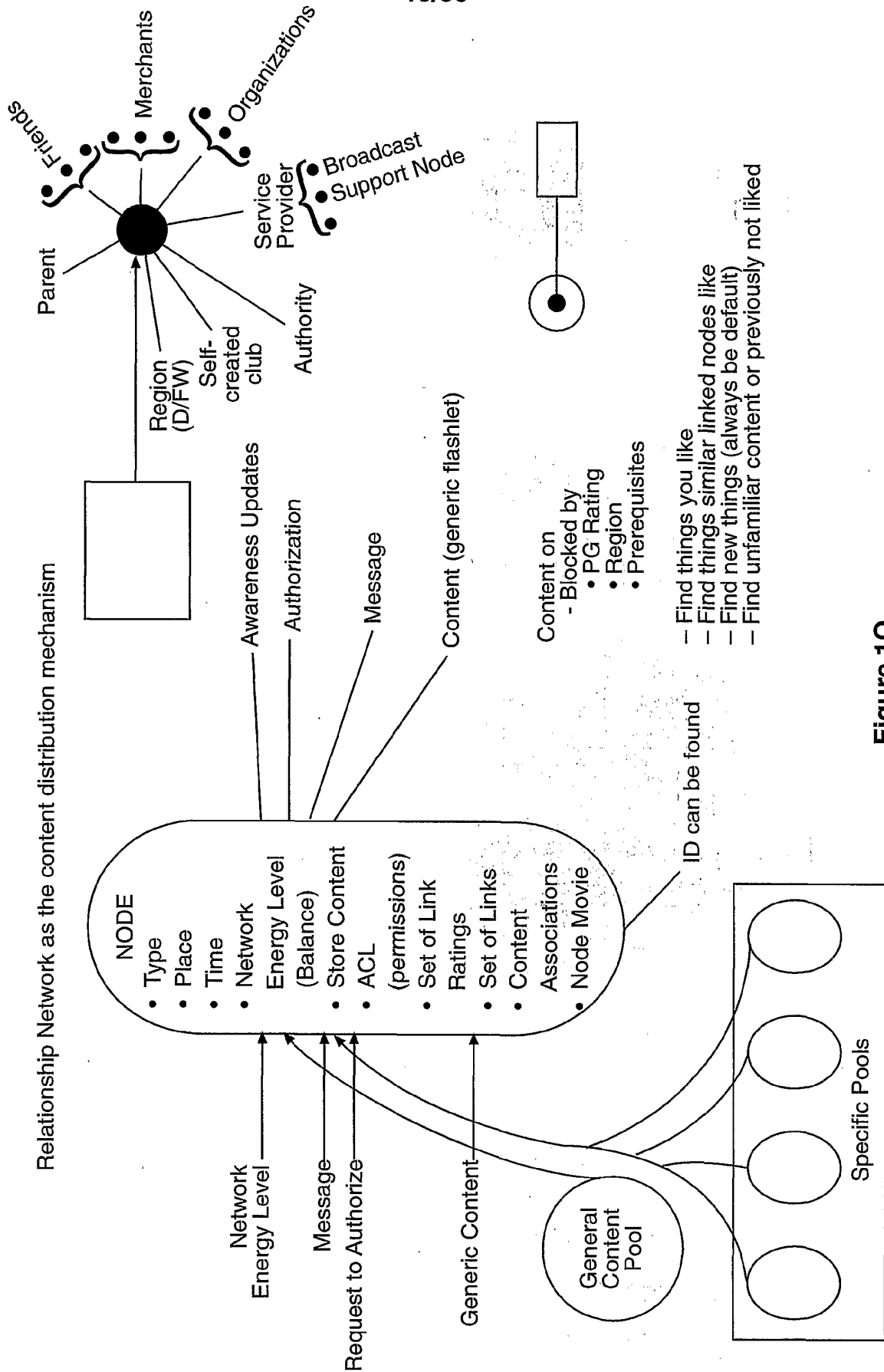


Figure 10

20/50

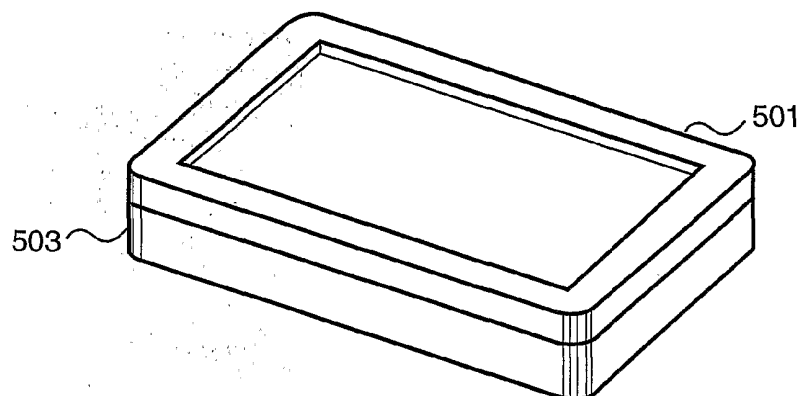


Figure 2A




Figure 2B




Figure 2C

21/50

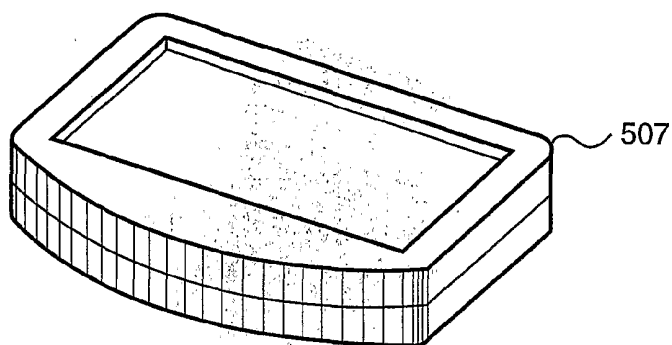


Figure 2D

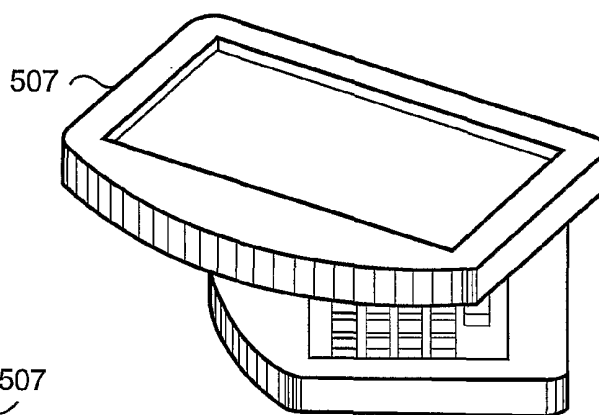


Figure 2E

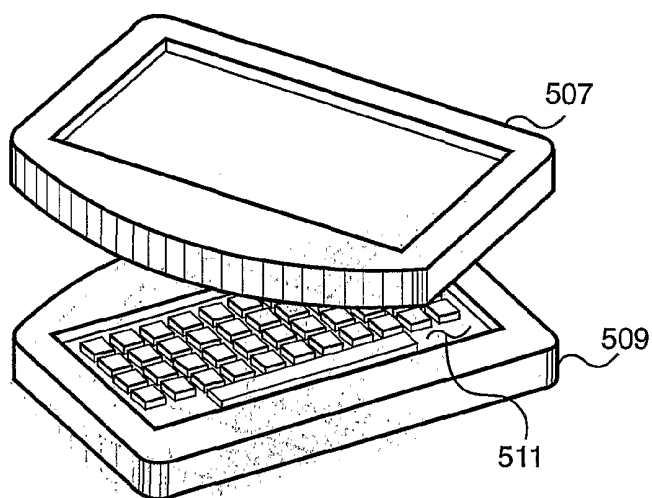


Figure 2F

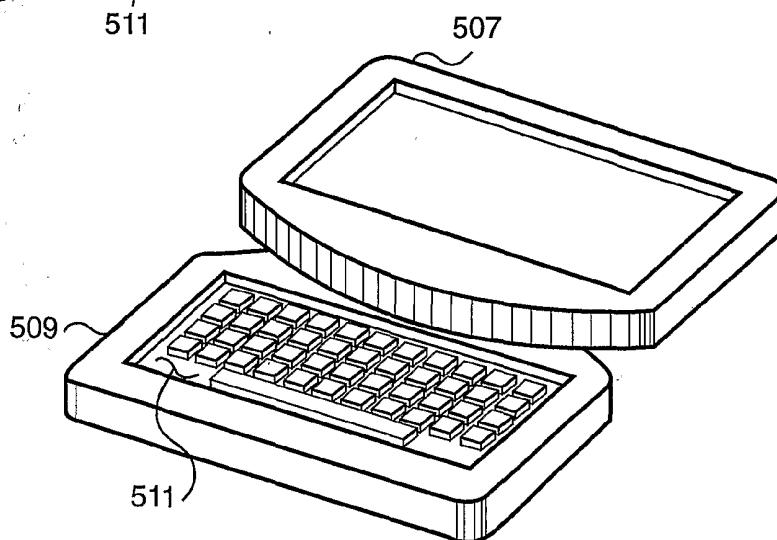


Figure 2G

+

22/50

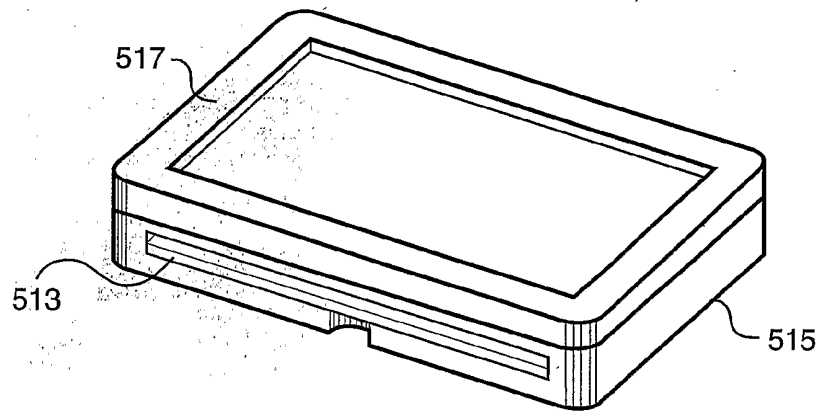


Figure 2H




Figure 2I




Figure 2J

+

23/50

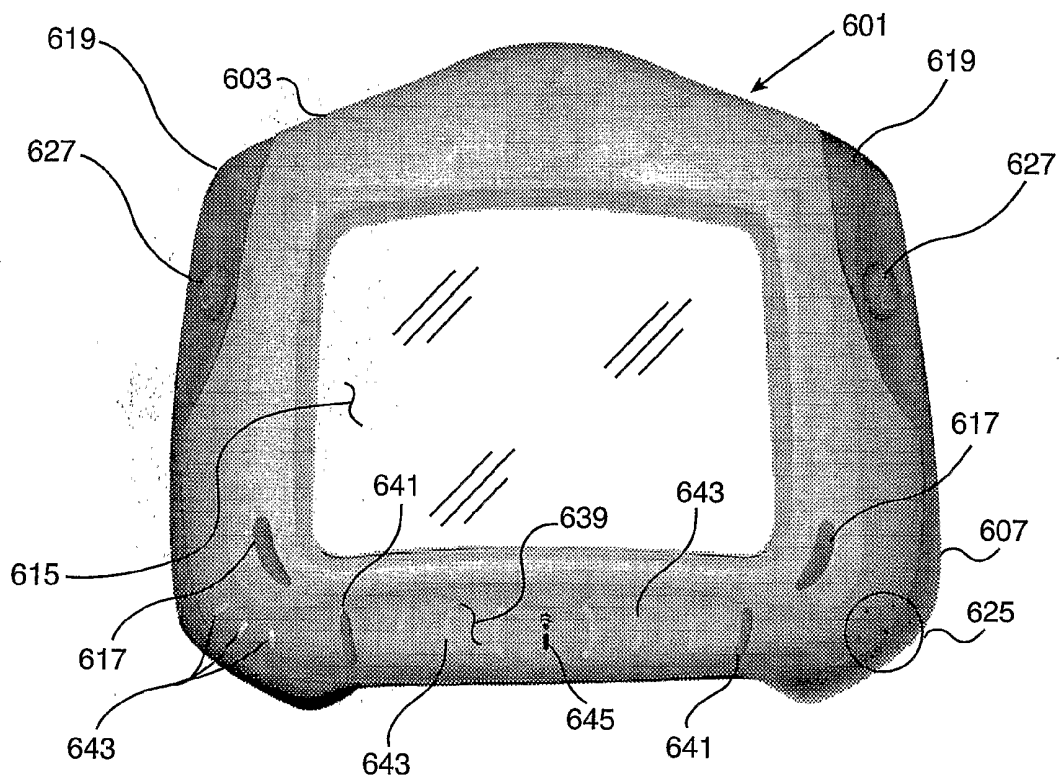


Figure 2K

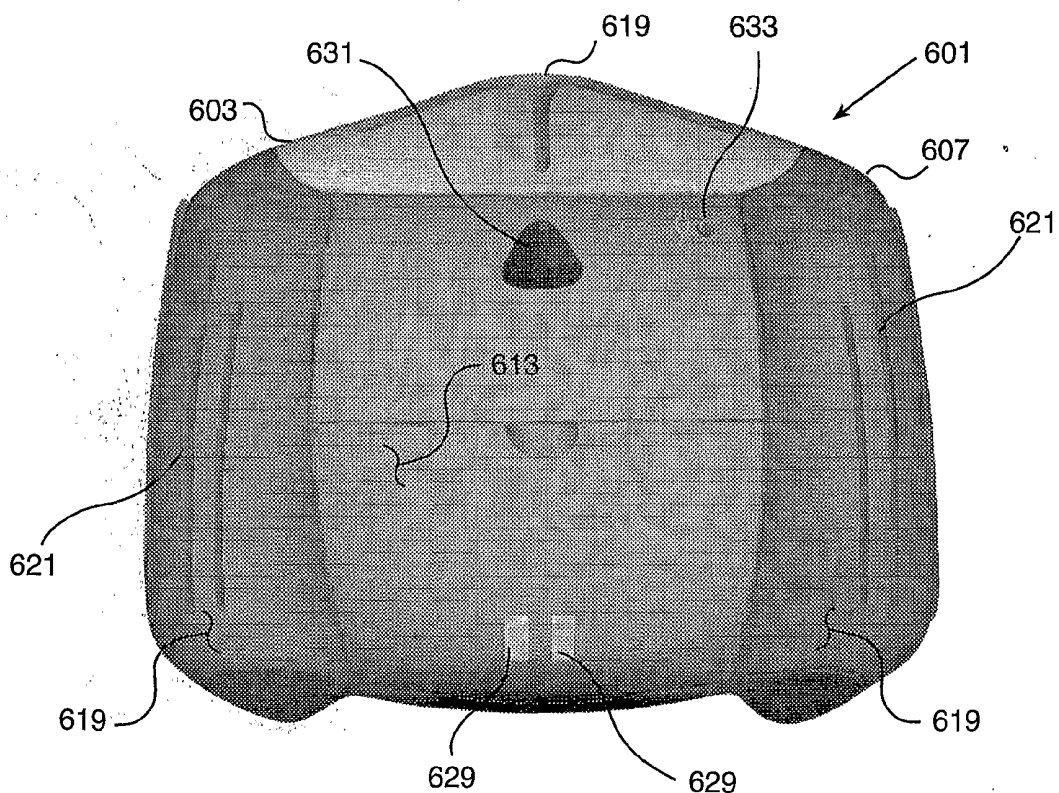


Figure 2L

24/50

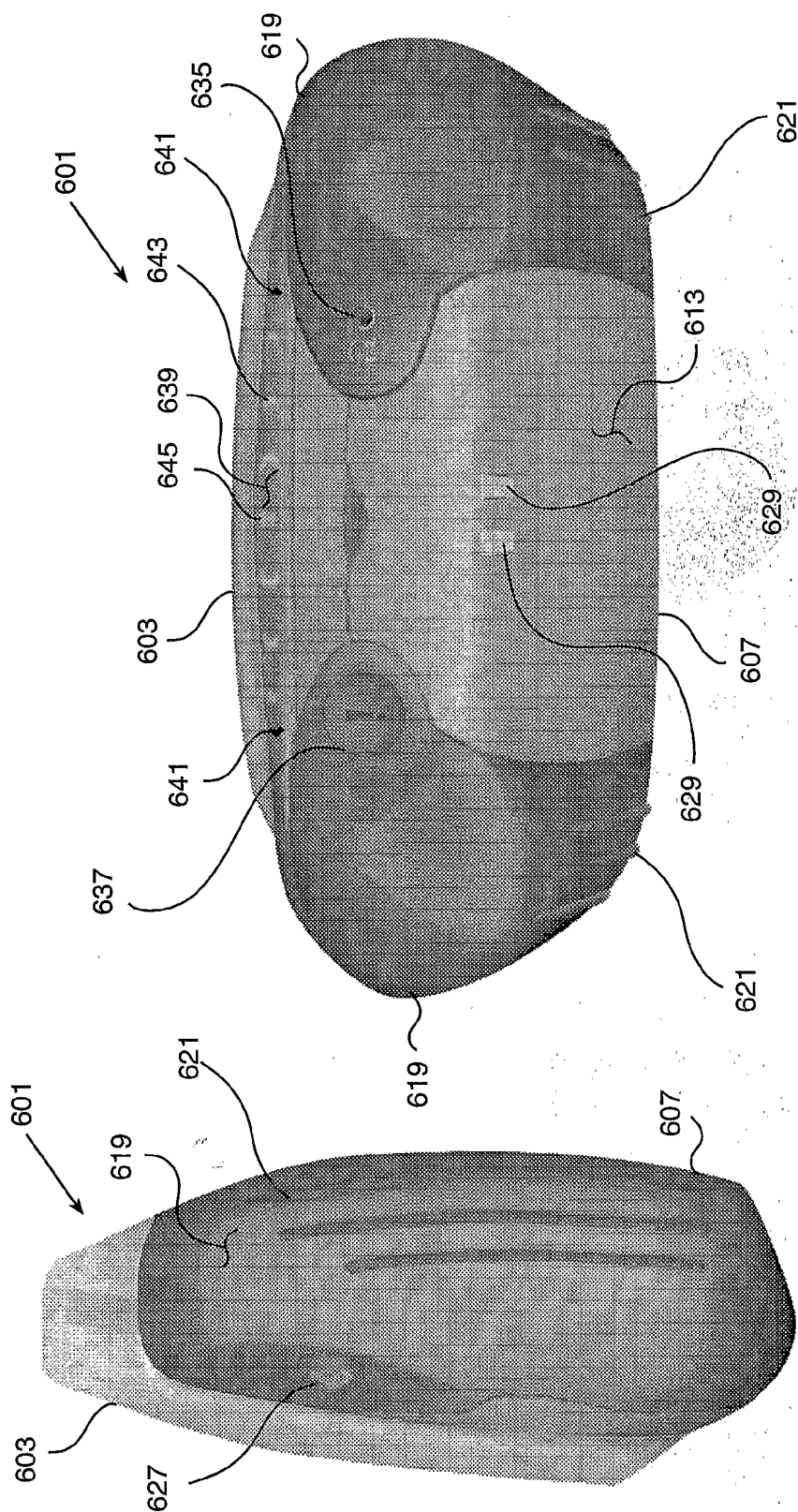


Figure 2N

Figure 2M

25/50

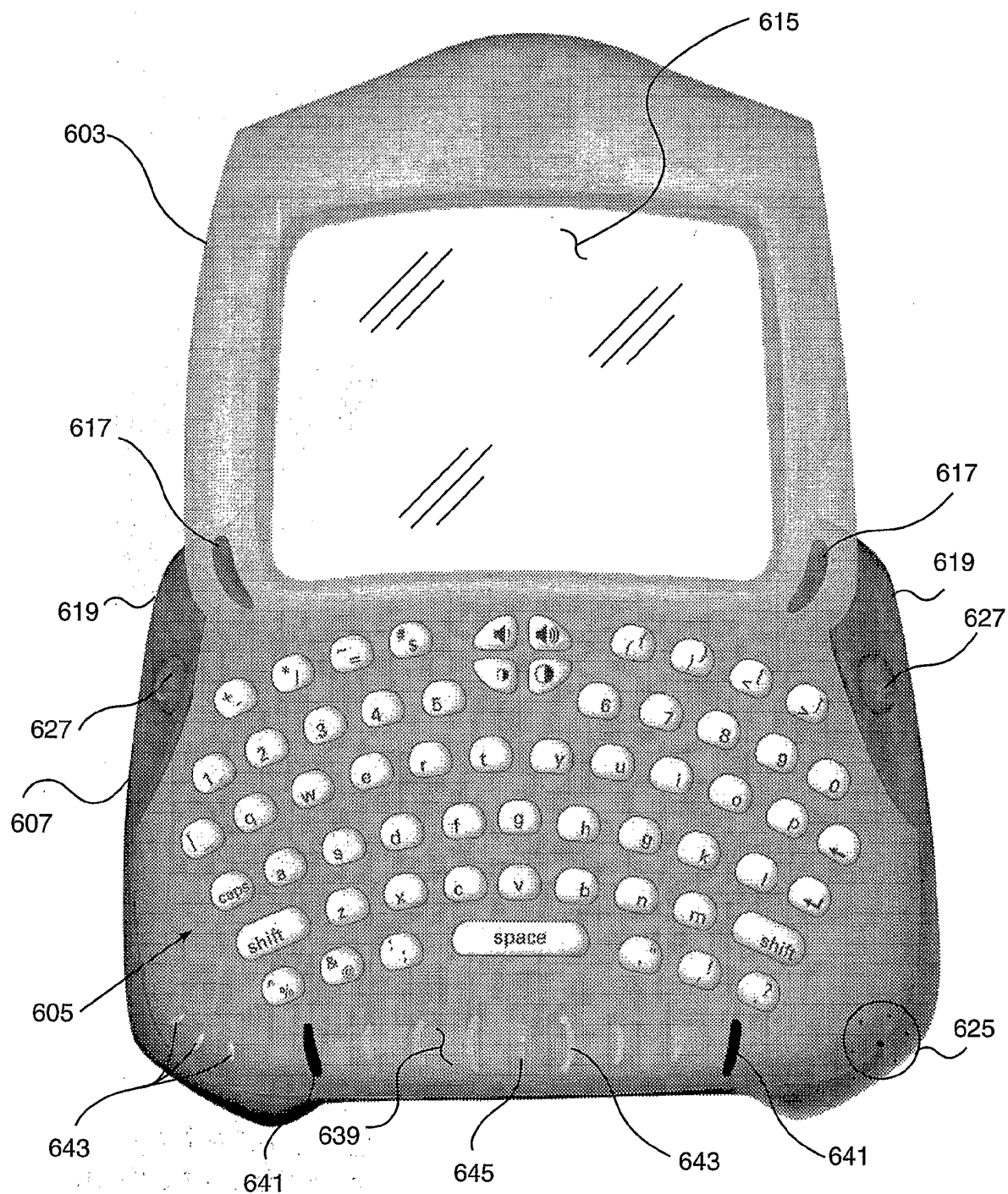


Figure 20
SUBSTITUTE SHEET (RULE 26)

+

26/50

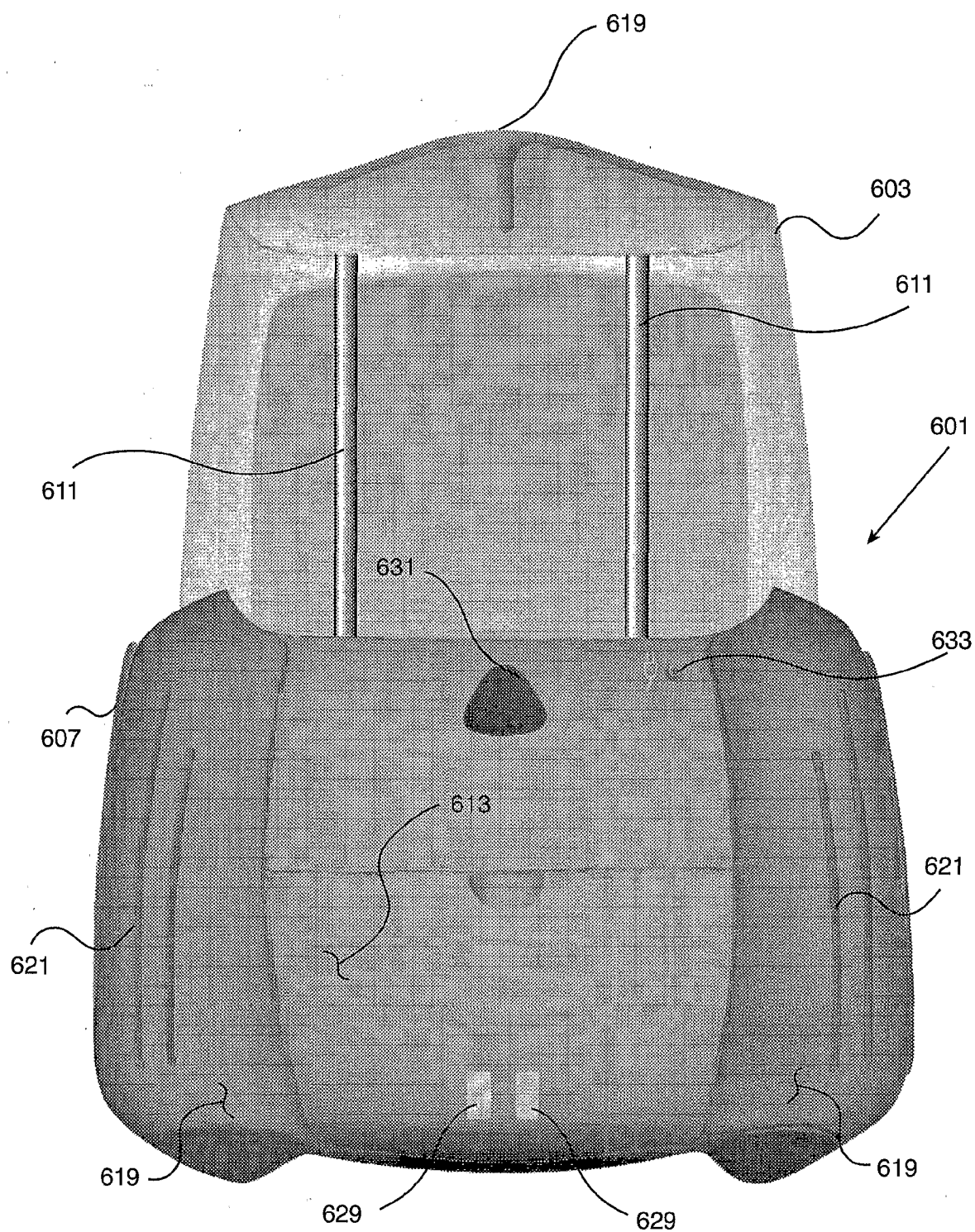


Figure 2P
SUBSTITUTE SHEET (RULE 26)

+

27/50

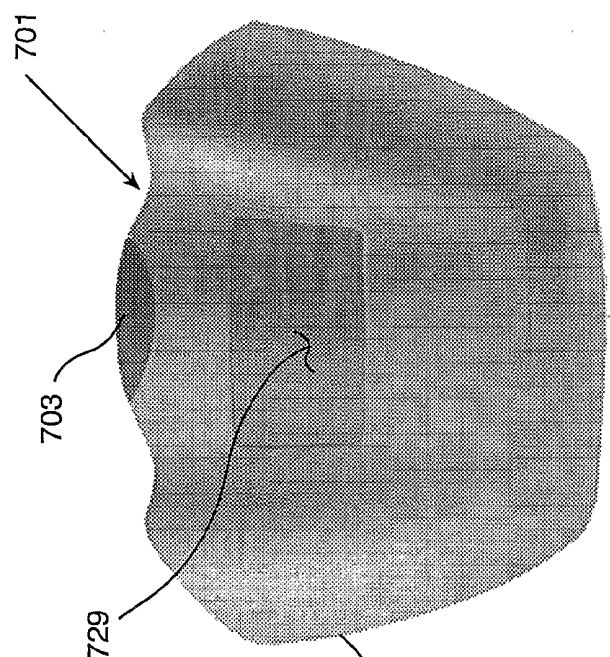


Figure 2R

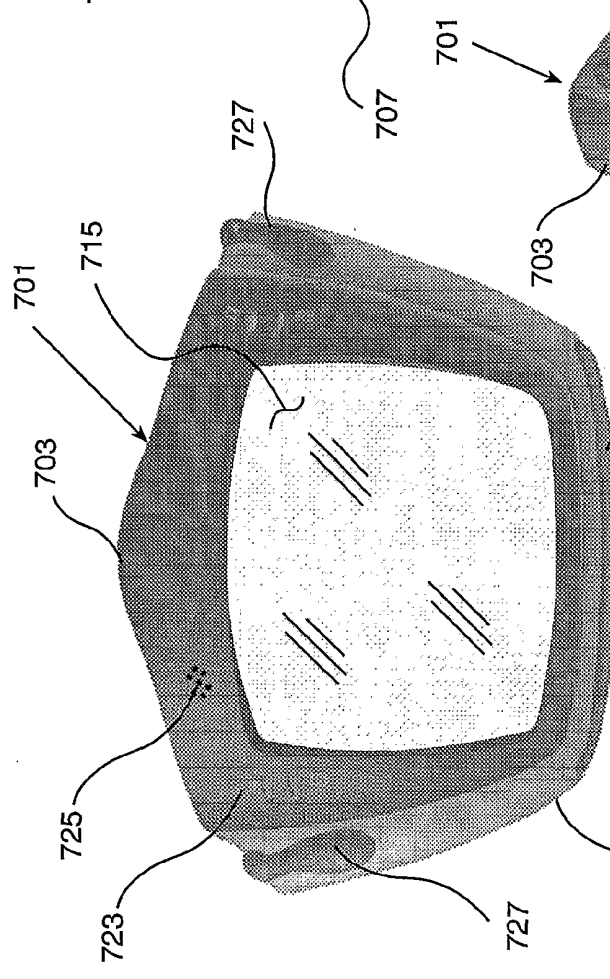


Figure 2Q

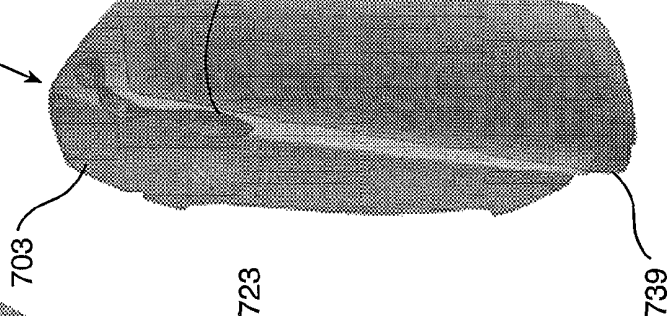


Figure 2S

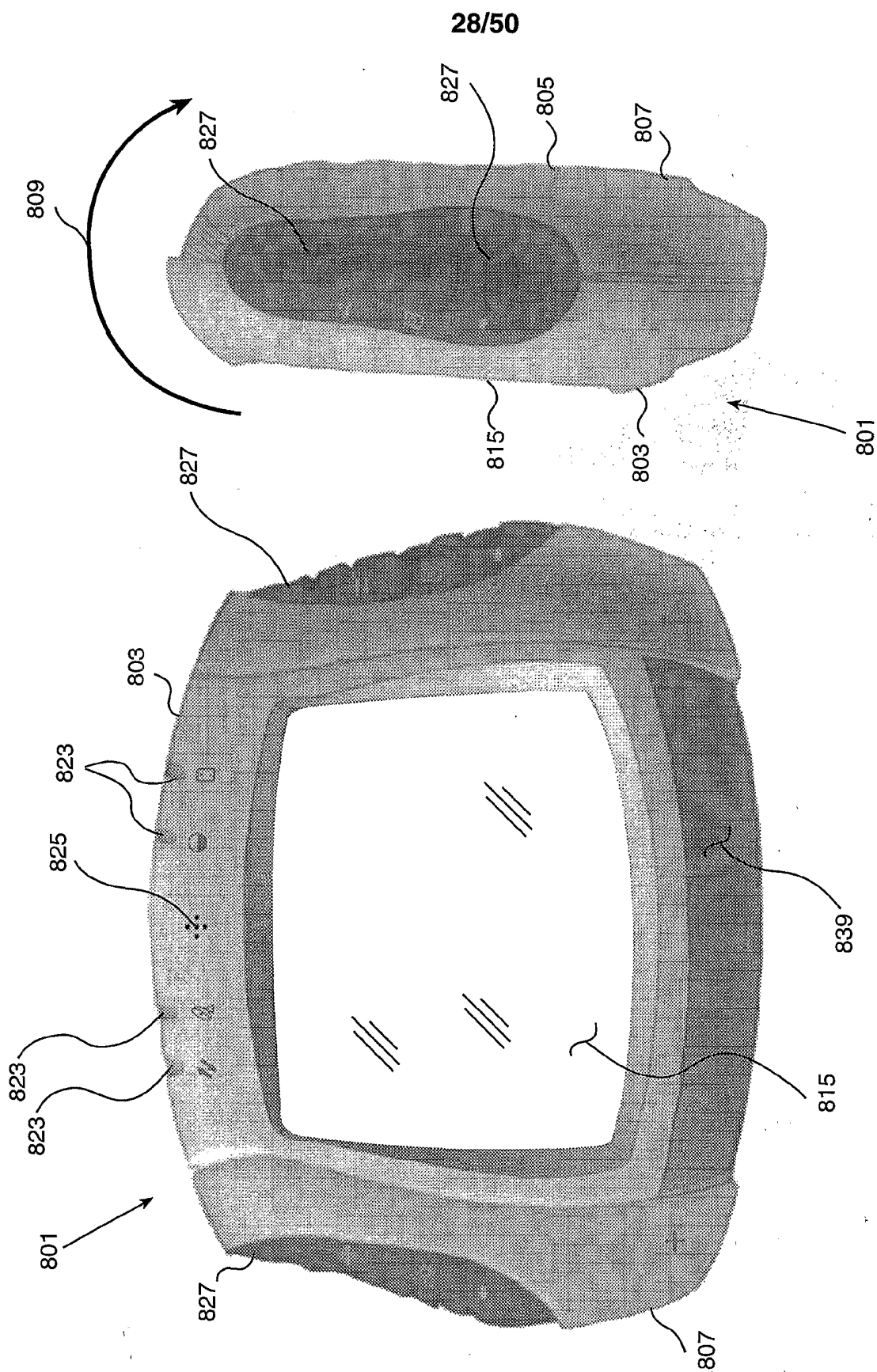


Figure 2U

Figure 2T

+

29/50

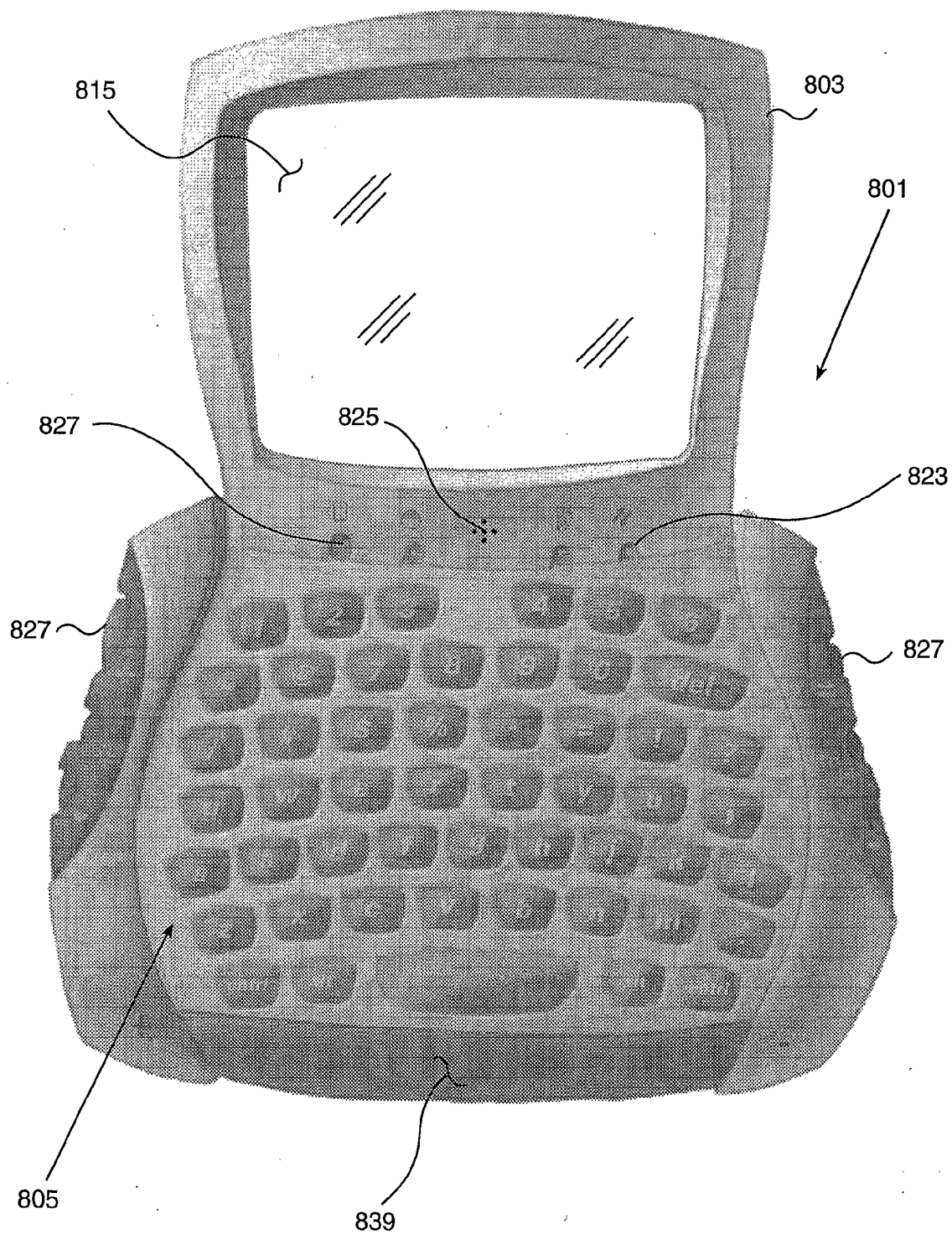


Figure 2V

+

30/50

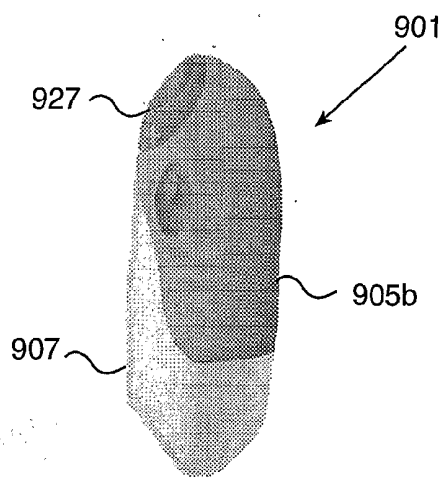
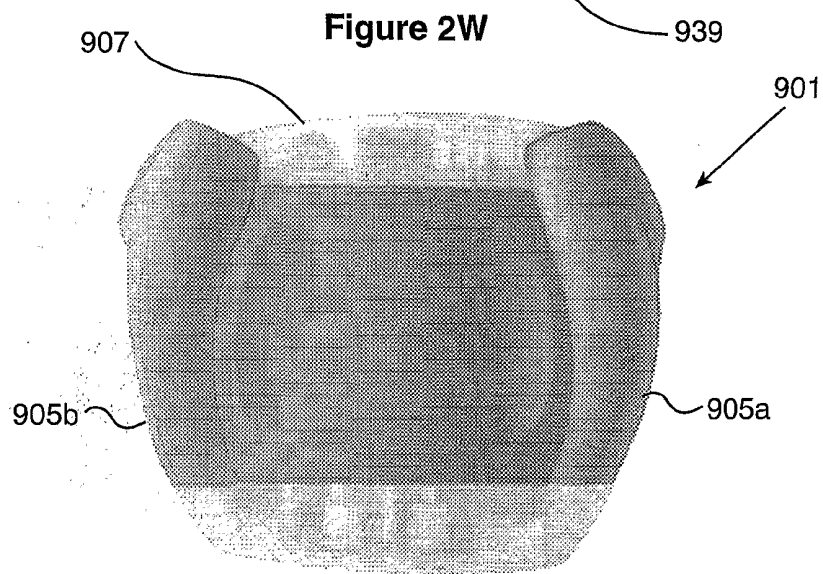
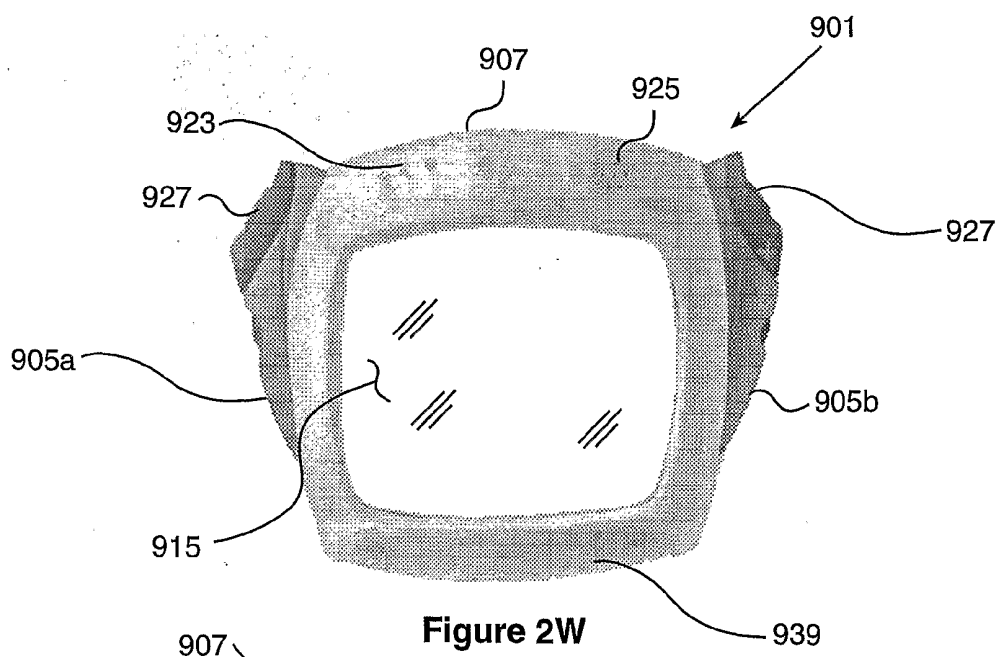


Figure 2Y

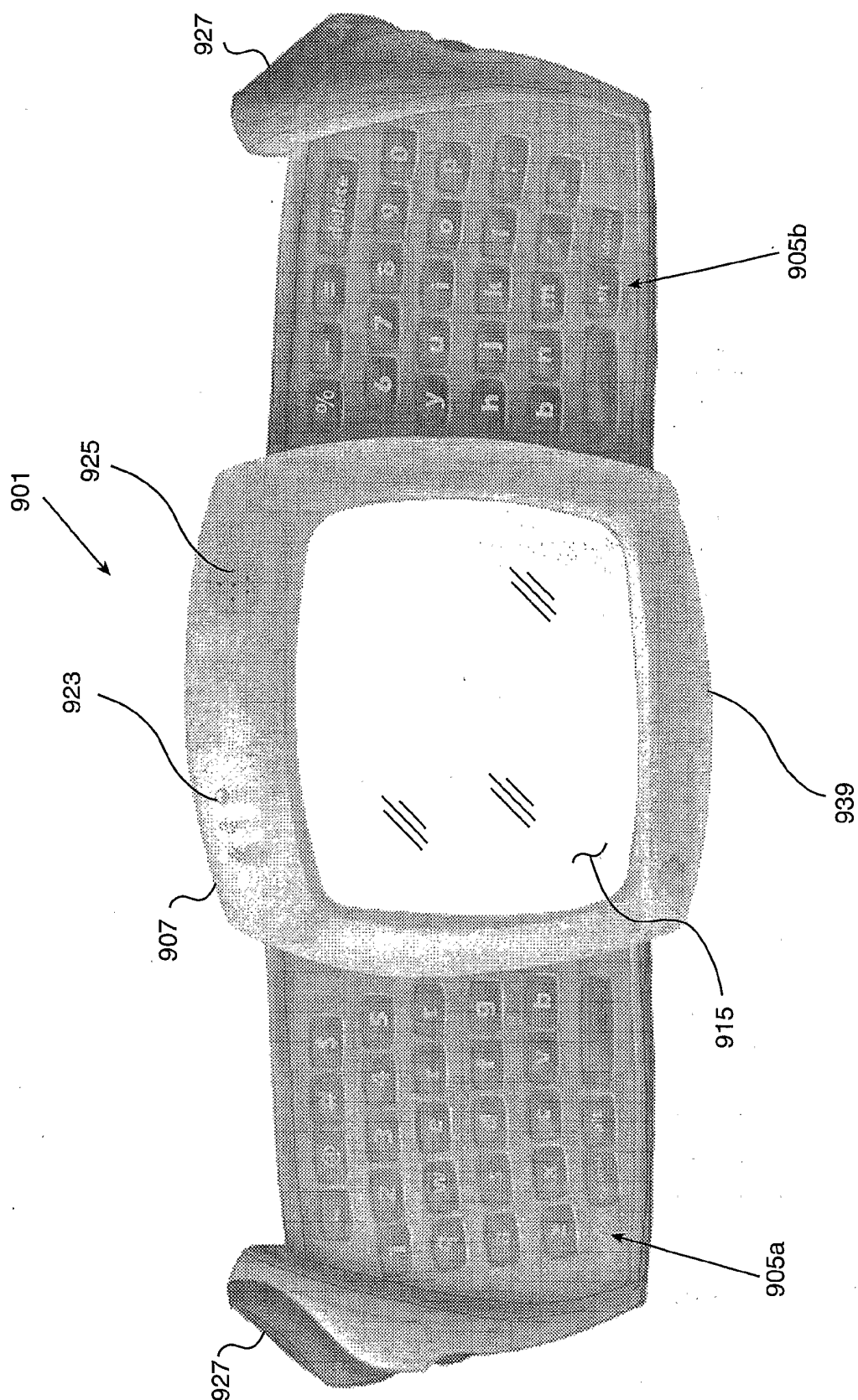


Figure 2Z

32/50

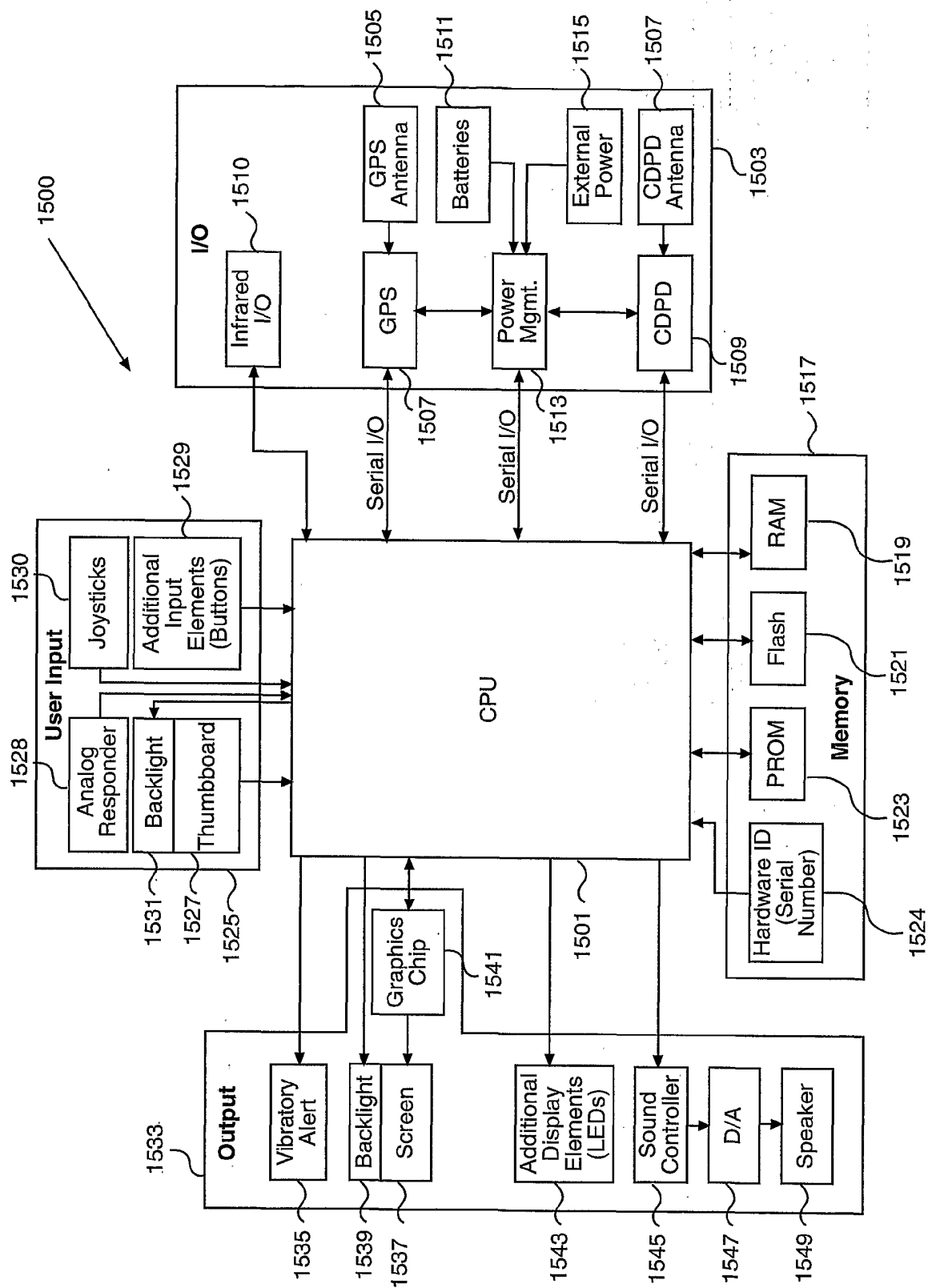


Figure 3A

33/50

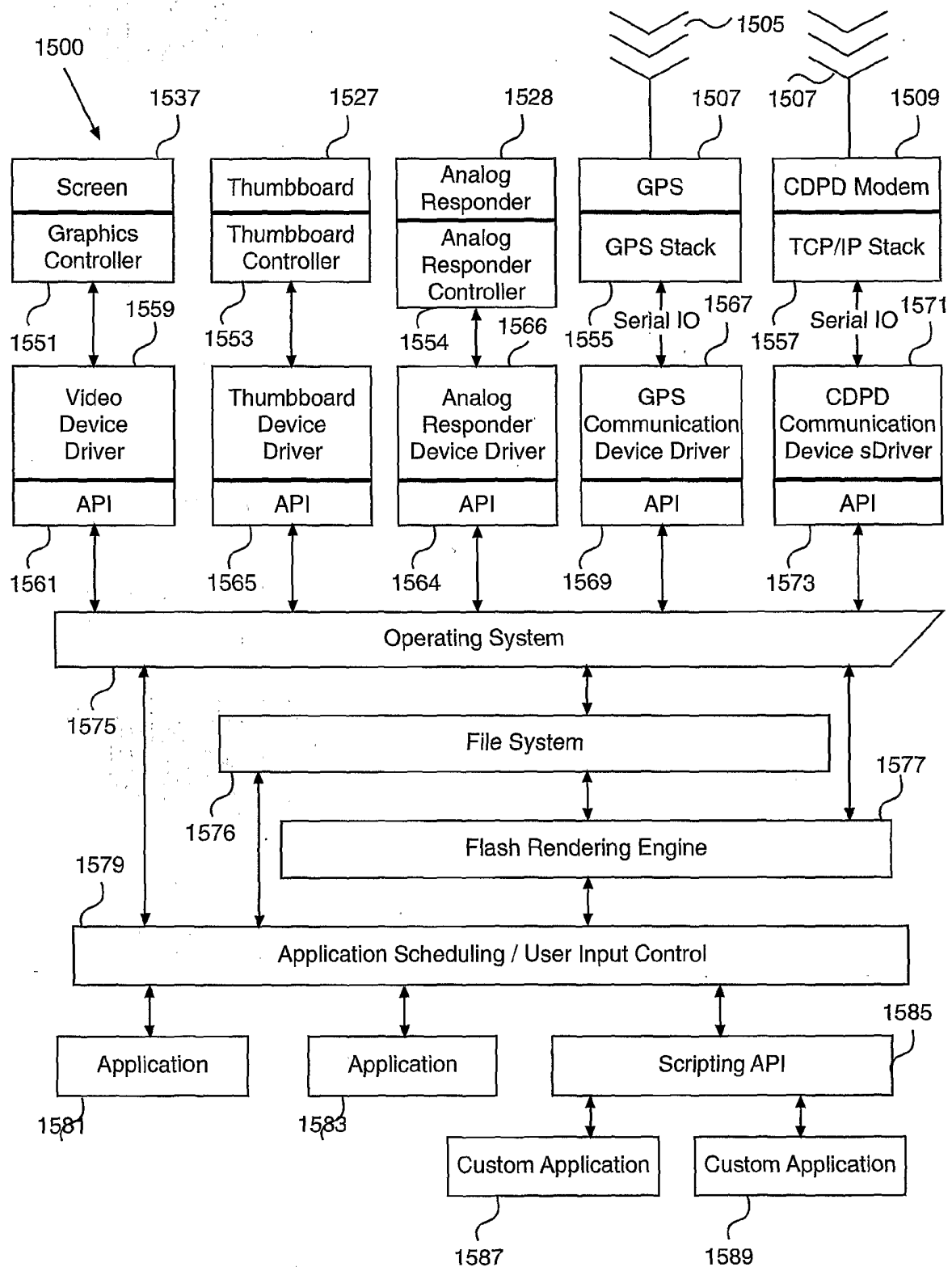


Figure 3B

34/50

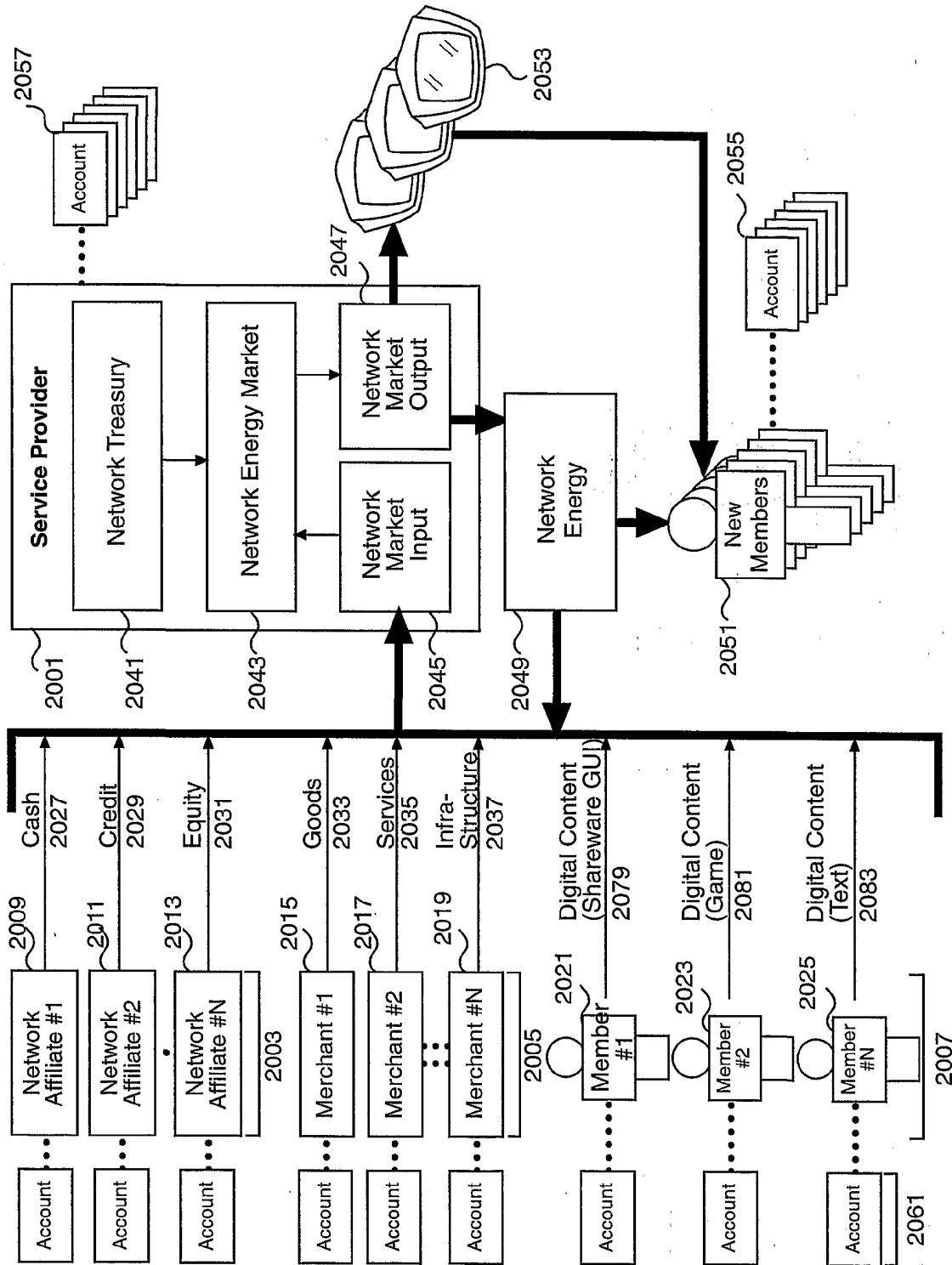


Figure 4A

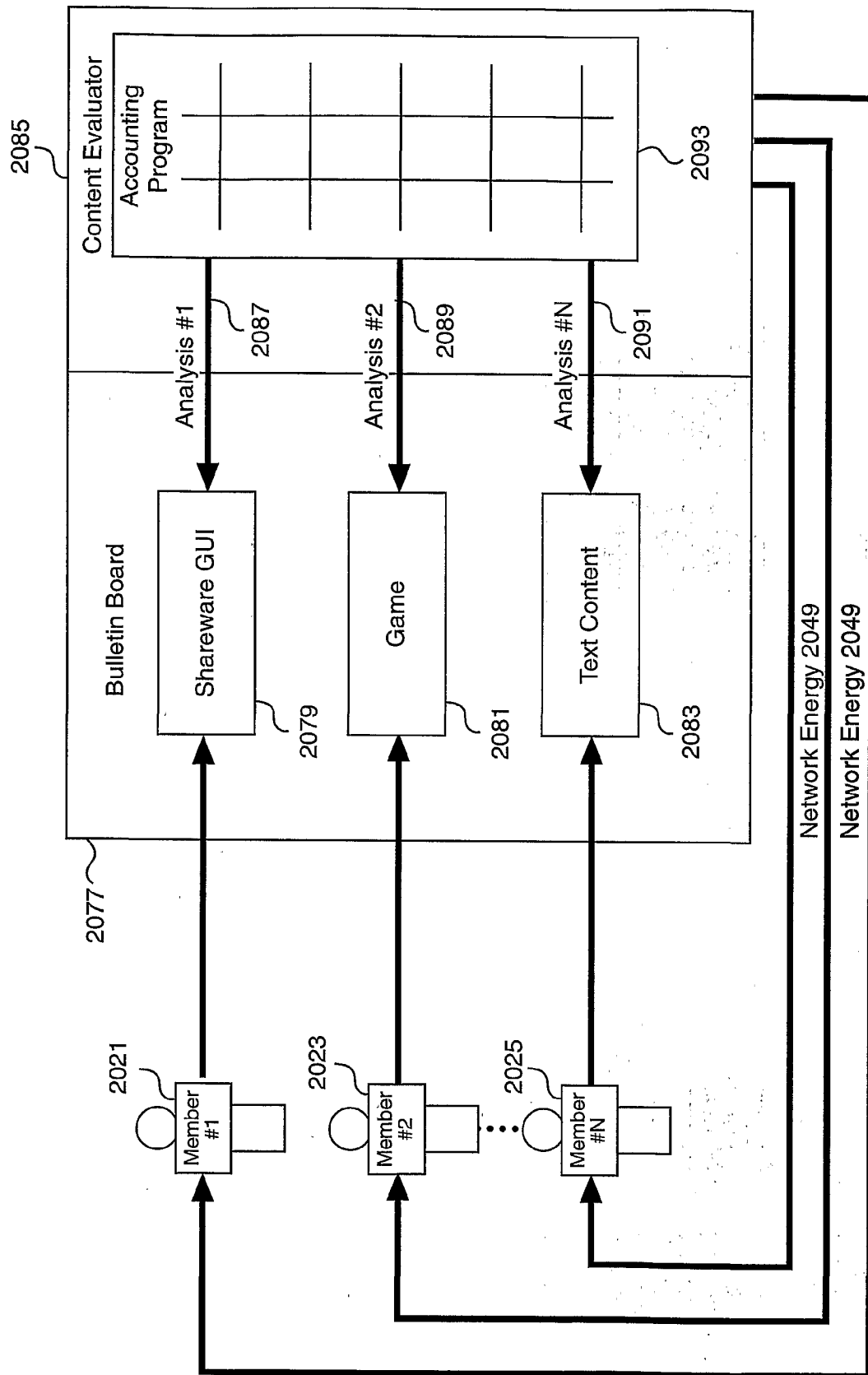


Figure 4B

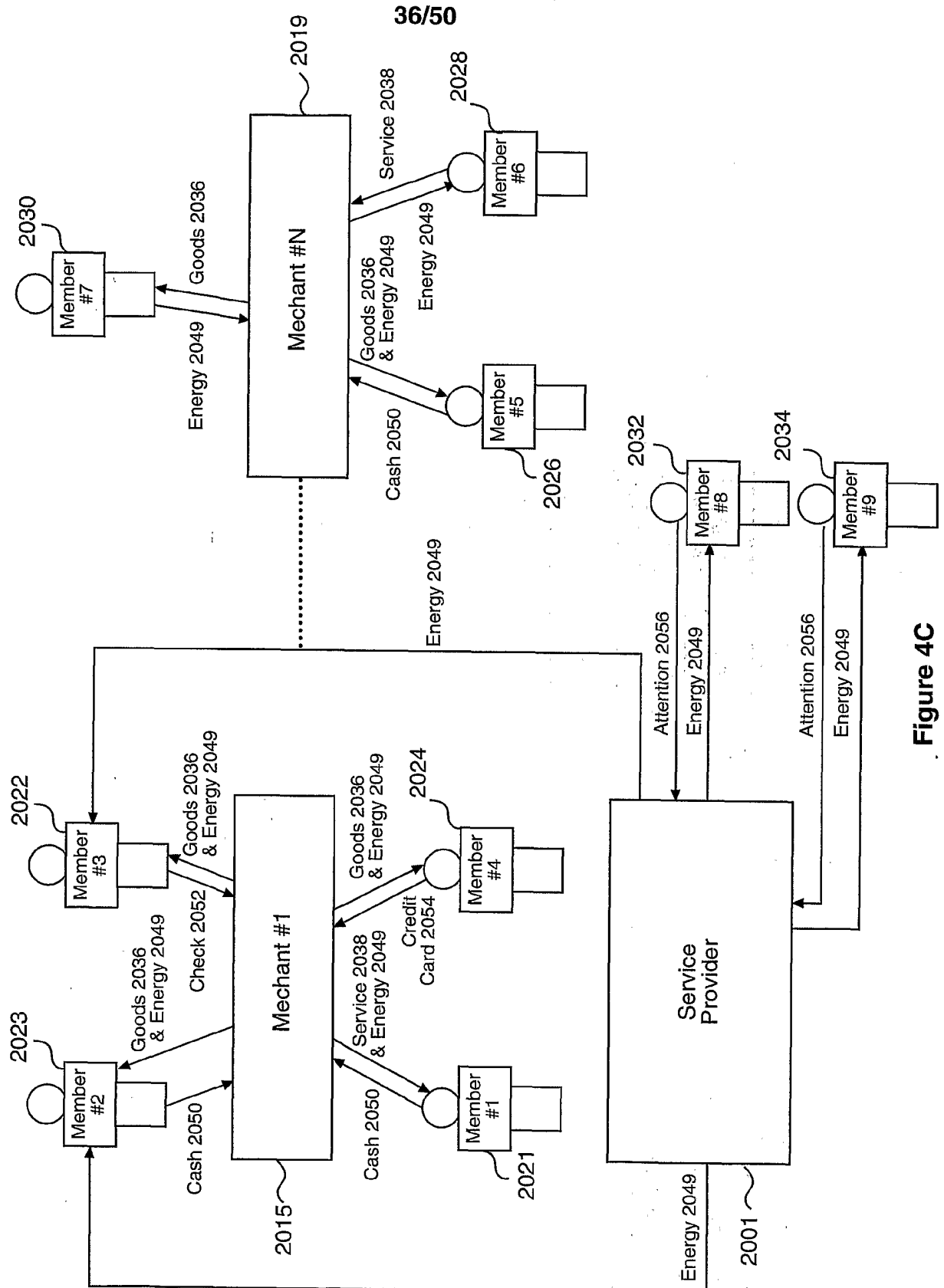


Figure 4C

37/50

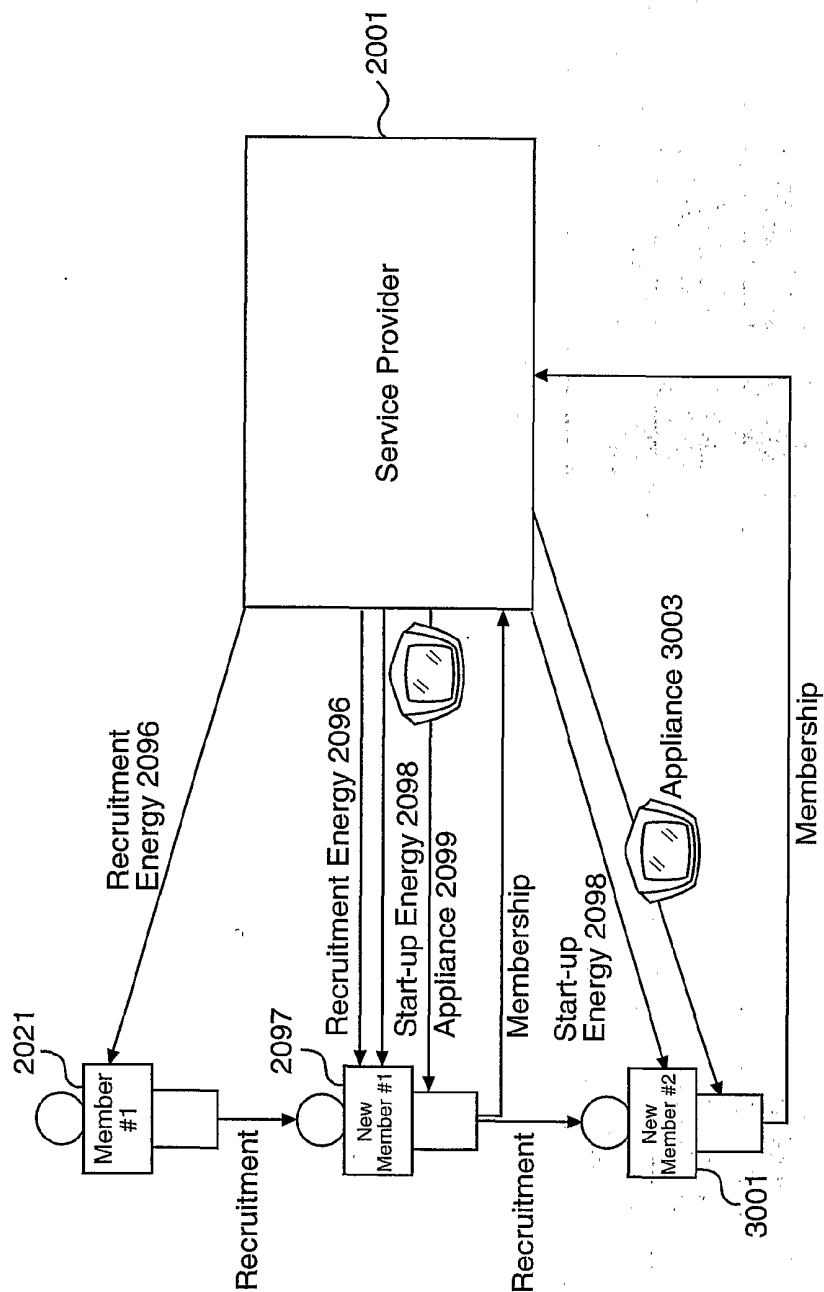


Figure 4D

3001	3003	3005	3007	3009	3011
Type of Input Element	Non-Biasing	Starting Position	Needs On-Screen Indicator	Continuous	
3013	One-Dimensional Touch Pad	Yes	No	No	Yes
3015	Elongated Button	Yes	No	No	Yes
3017	Touch Screen with Graphical Slider	Yes	No	Yes	Yes
3019	Jog Wheel	No	Yes	Yes	Yes
3021	Scroll Wheel	No	No	Yes	Yes
3023	Thumb Wheel	No	No	Yes	Yes
3025	Linear Sliding Knob	No	Yes	No	Yes
3027	Touch Screen with Graphical Radio Buttons	Yes	No	Yes	No
3029	Dedicated Buttons on Keyboard	Yes	No	No	No
3031	Two-Dimensional Touch Pad	Yes	No	No	Yes

Figure 5A

39/50

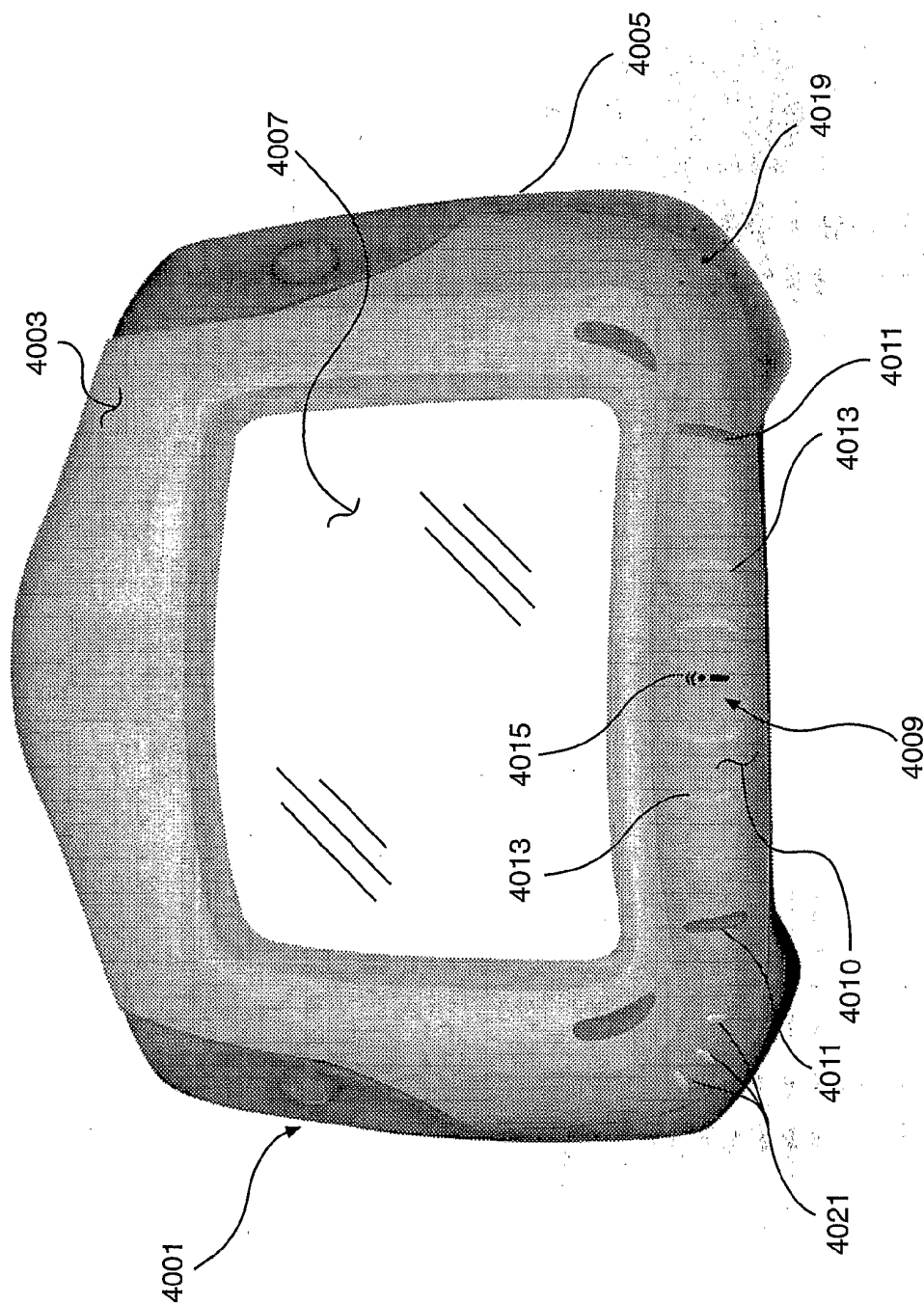


Figure 6A

40/50

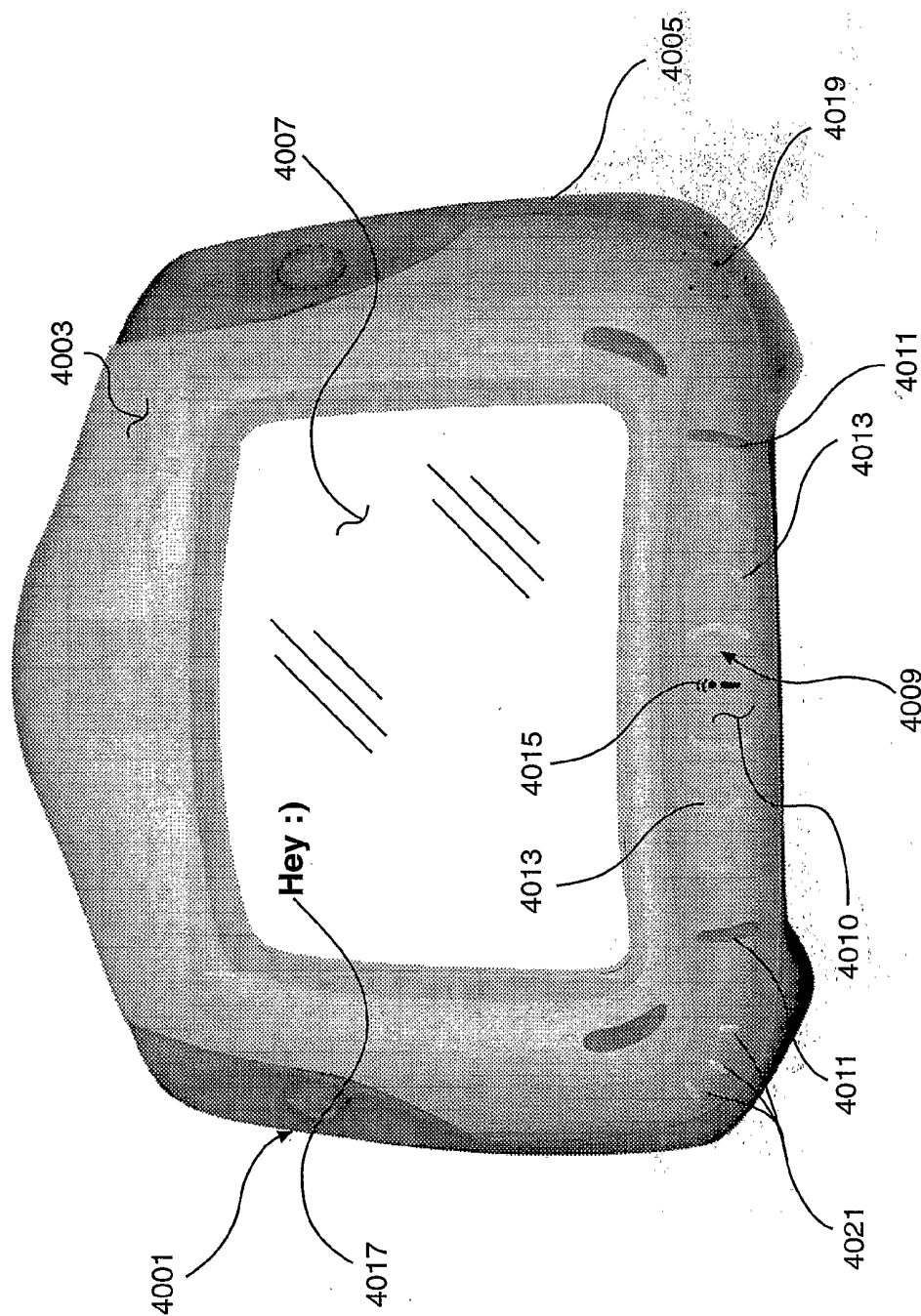


Figure 6B

41/50

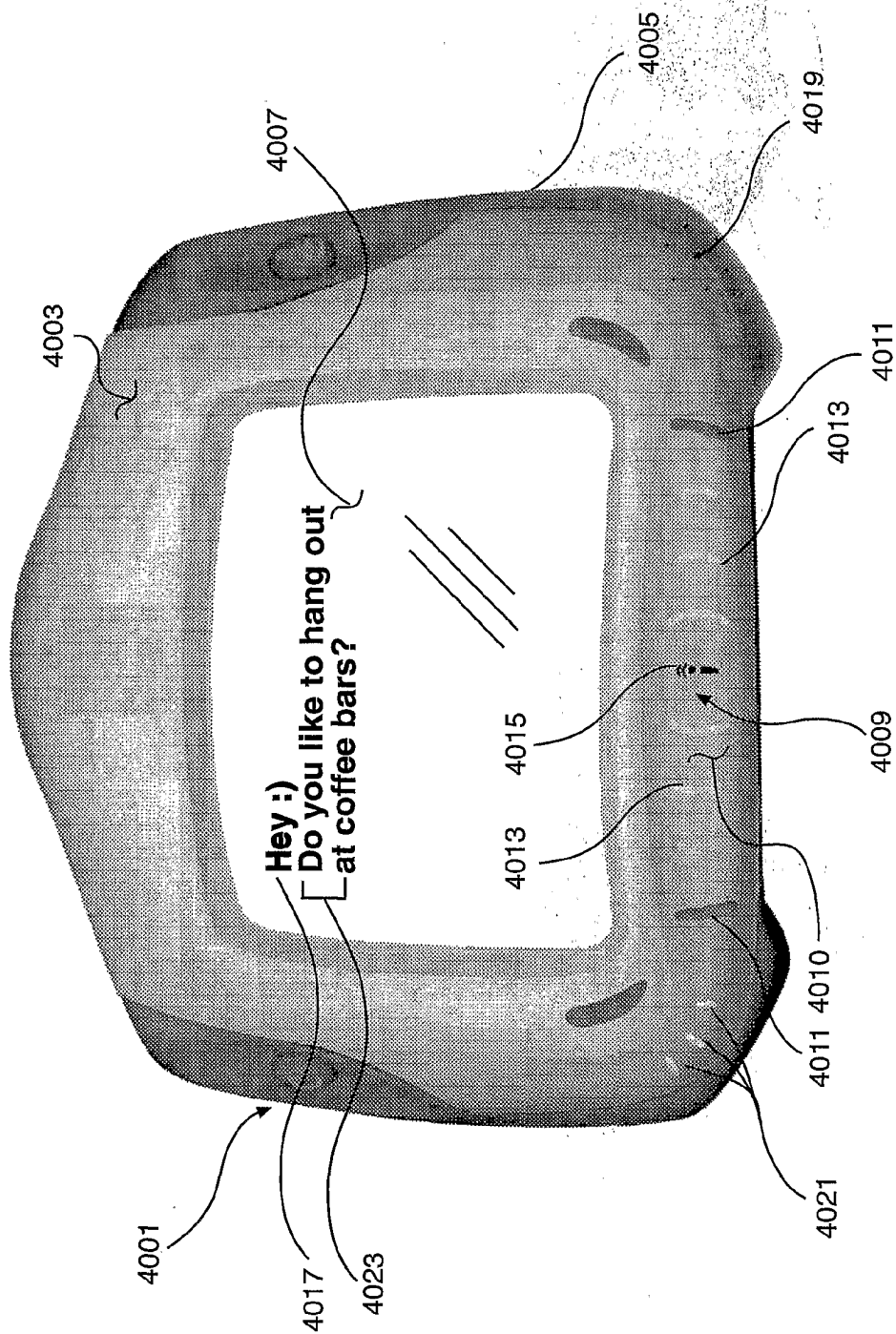


Figure 6C

42/50

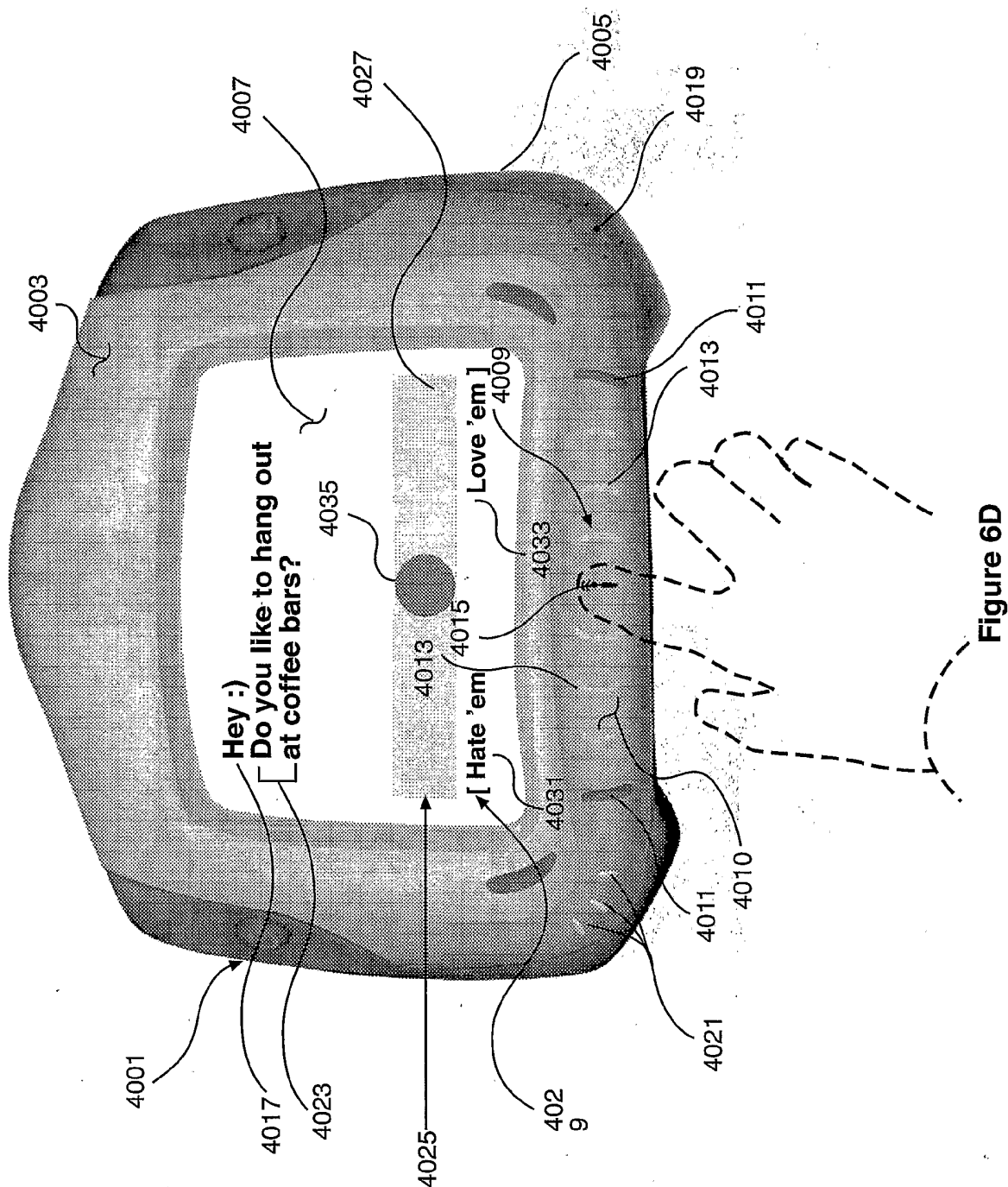


Figure 6D

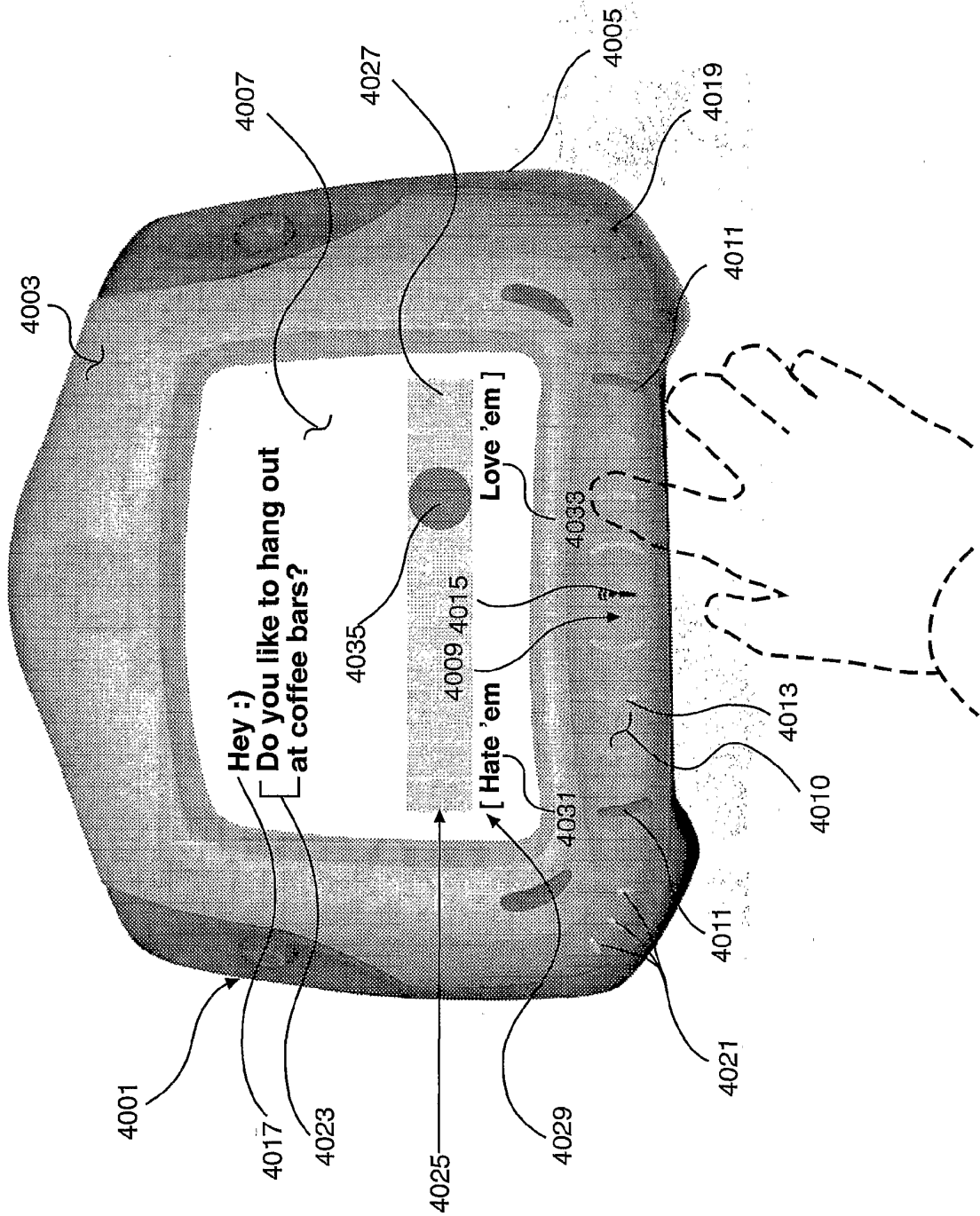


Figure 6E

44/50

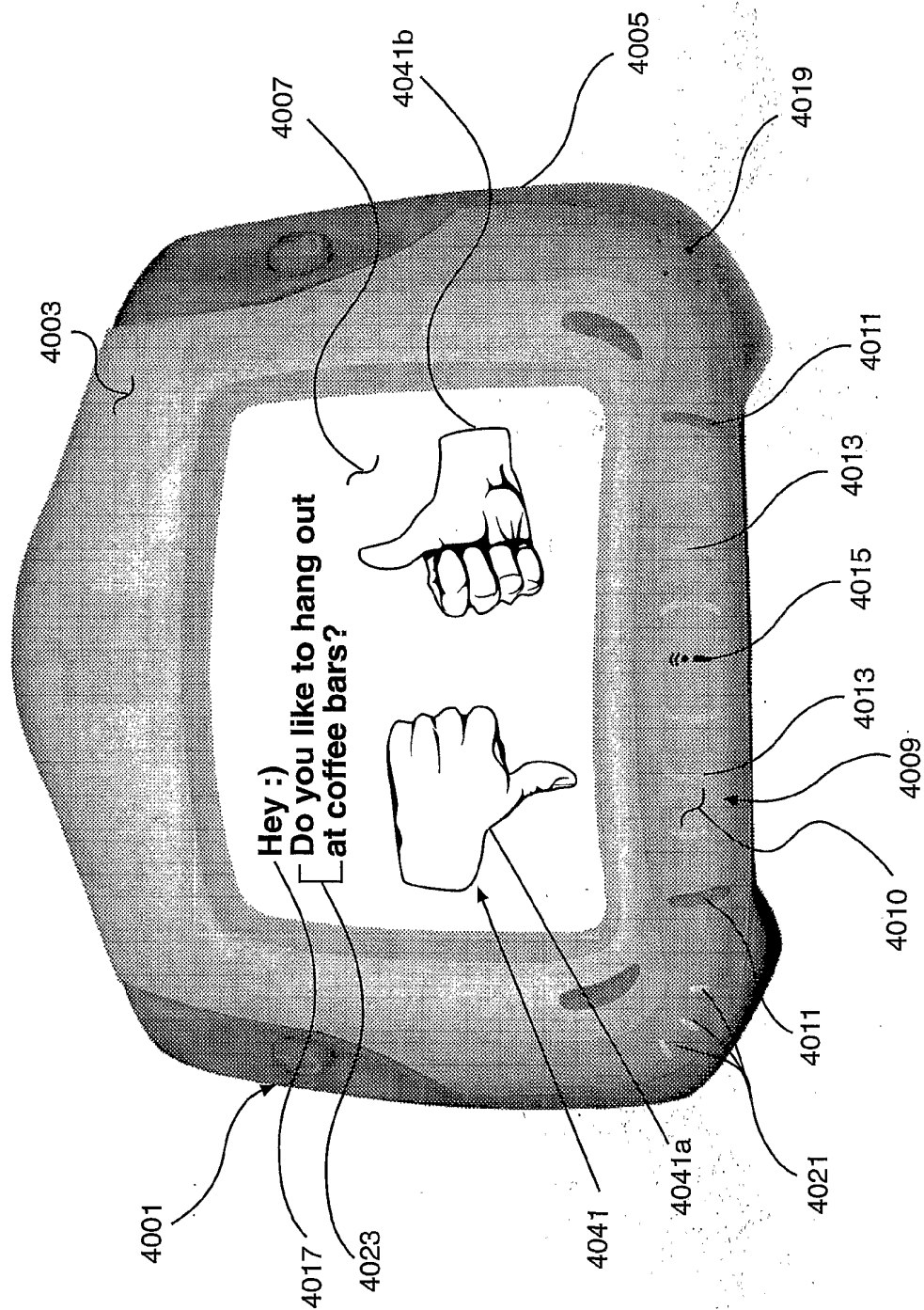


Figure 6F

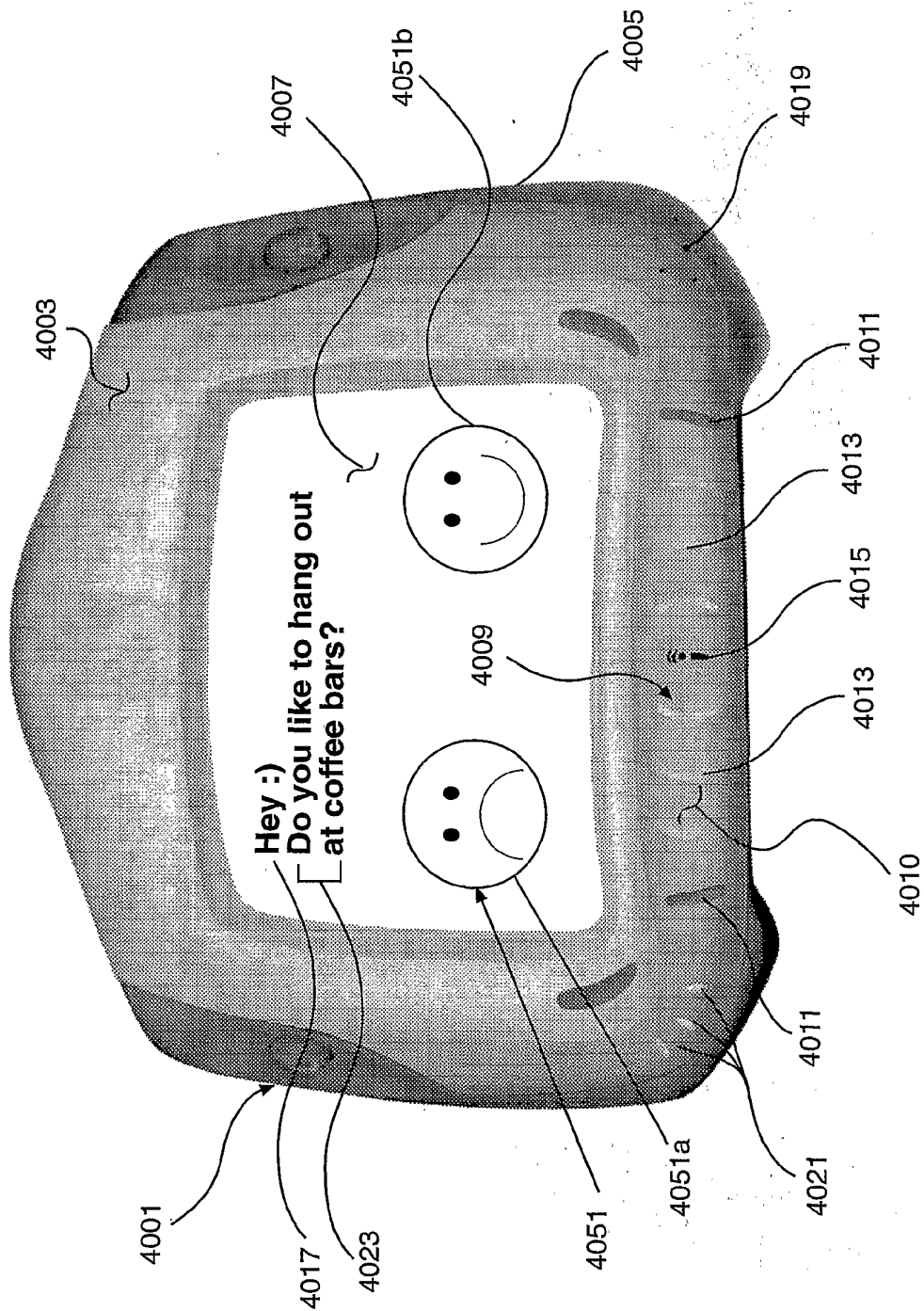


Figure 6G

46/50

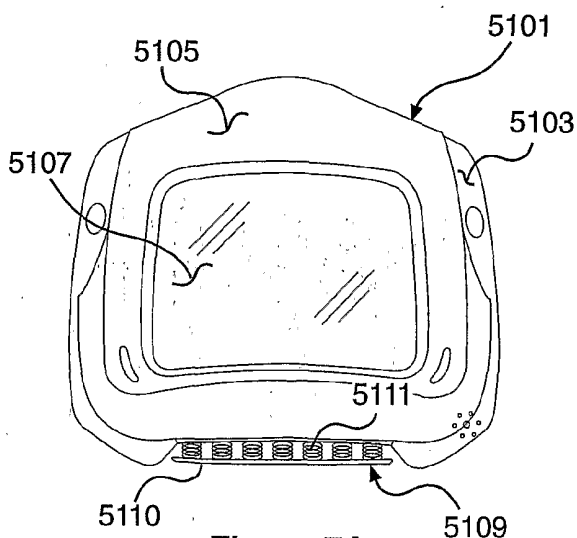


Figure 7A

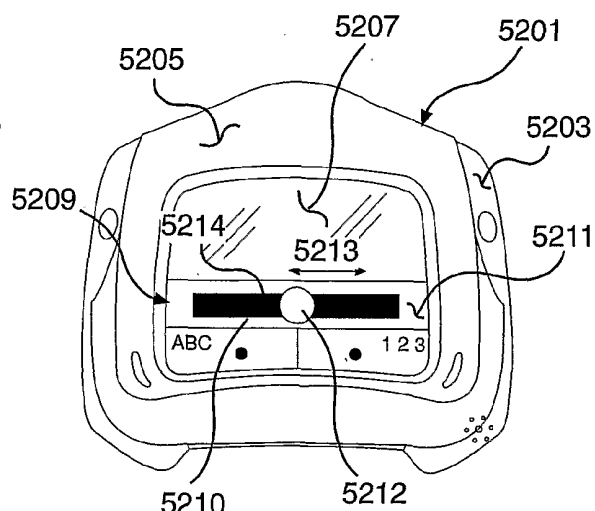


Figure 7B

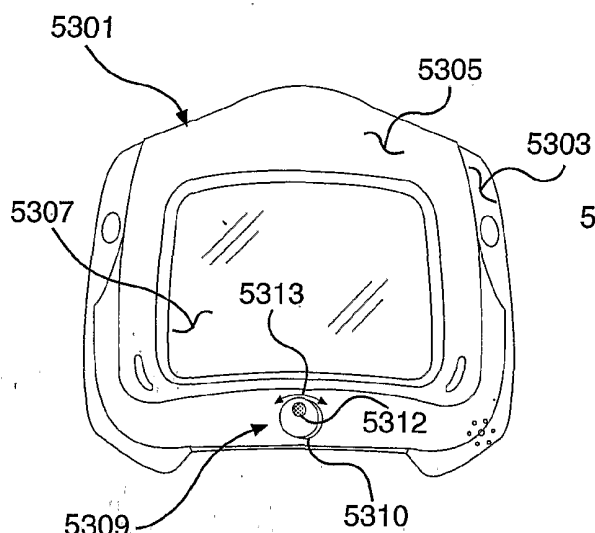


Figure 7C

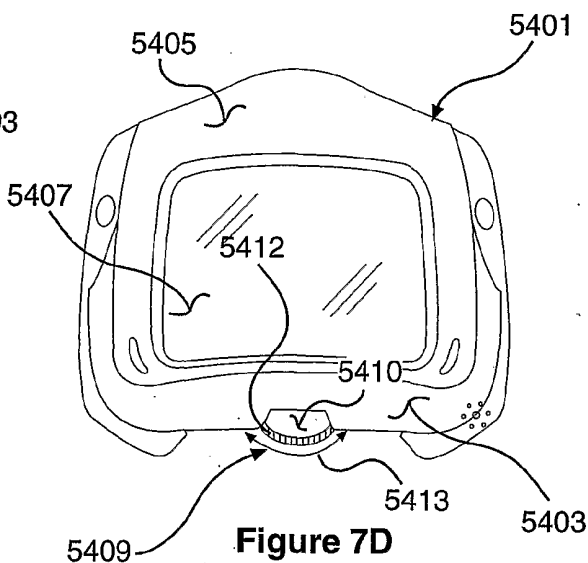


Figure 7D

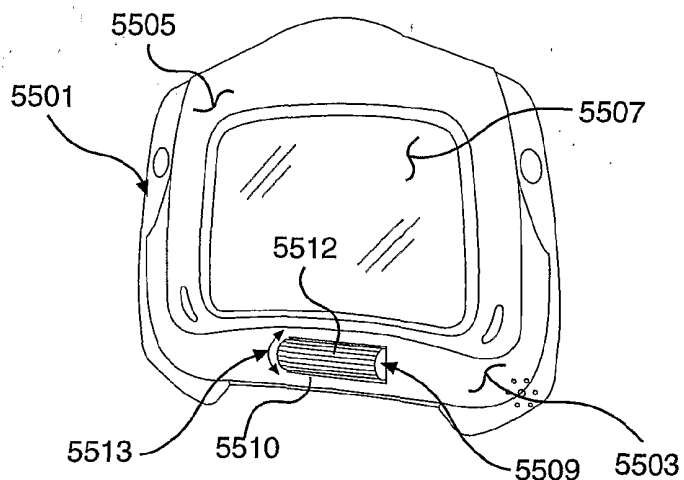


Figure 7E

+

47/50

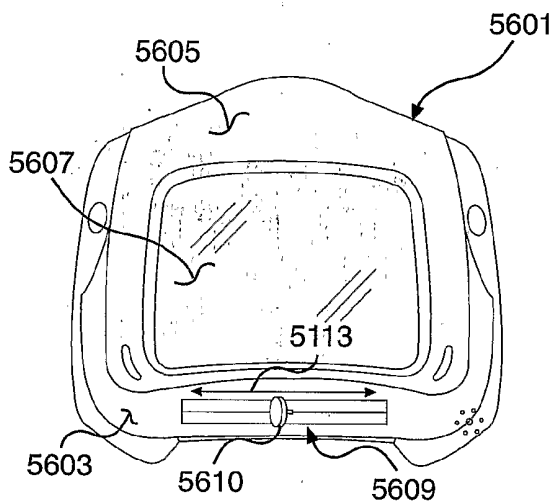


Figure 7F

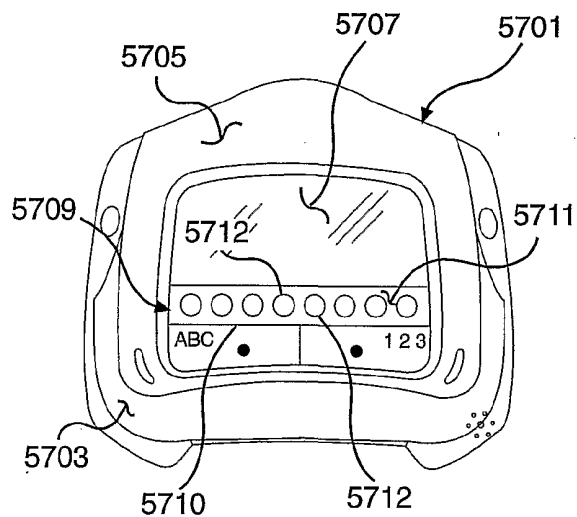


Figure 7G

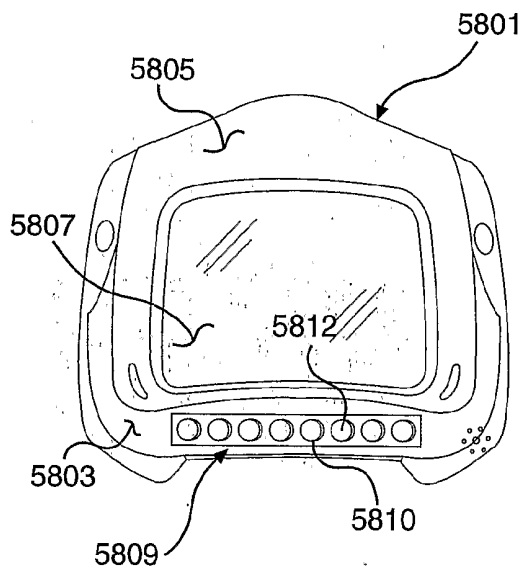


Figure 7H

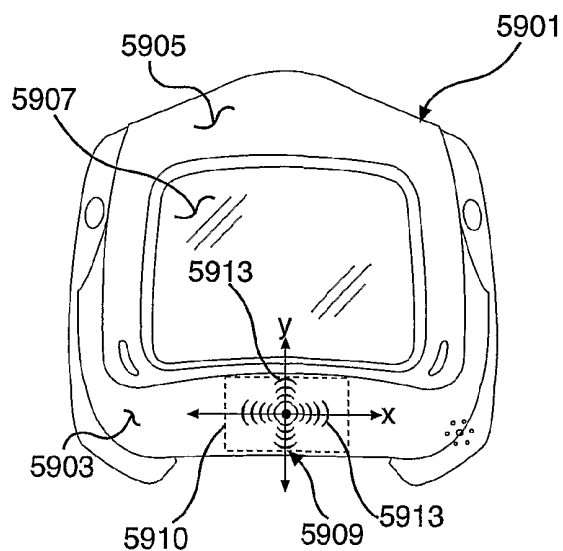


Figure 7I

+

48/50

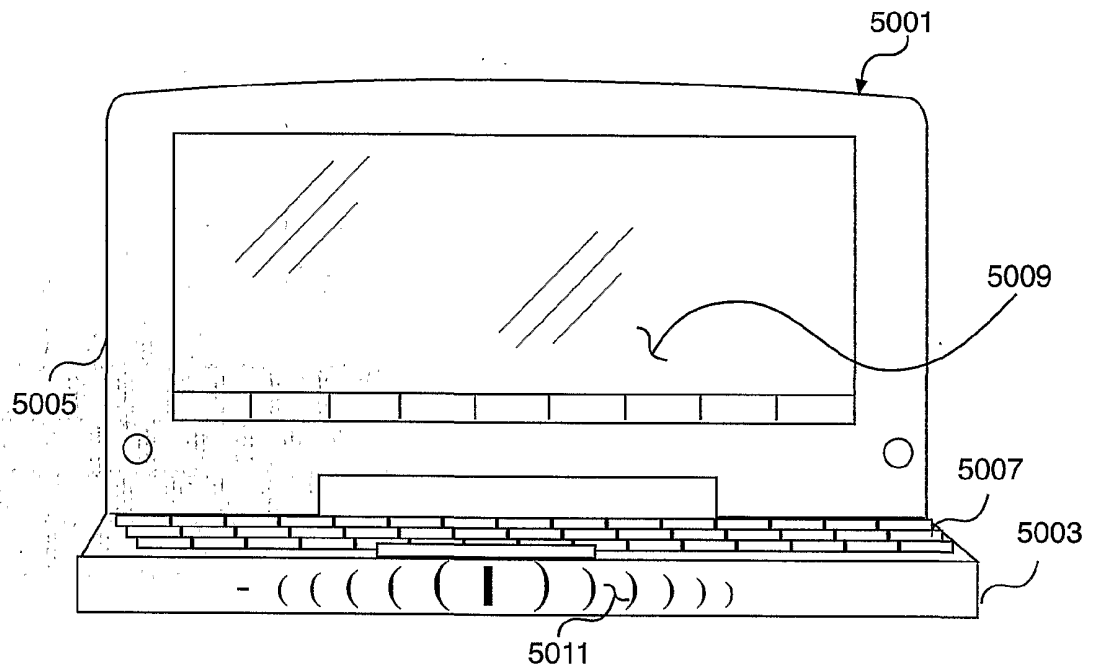


Figure 8A

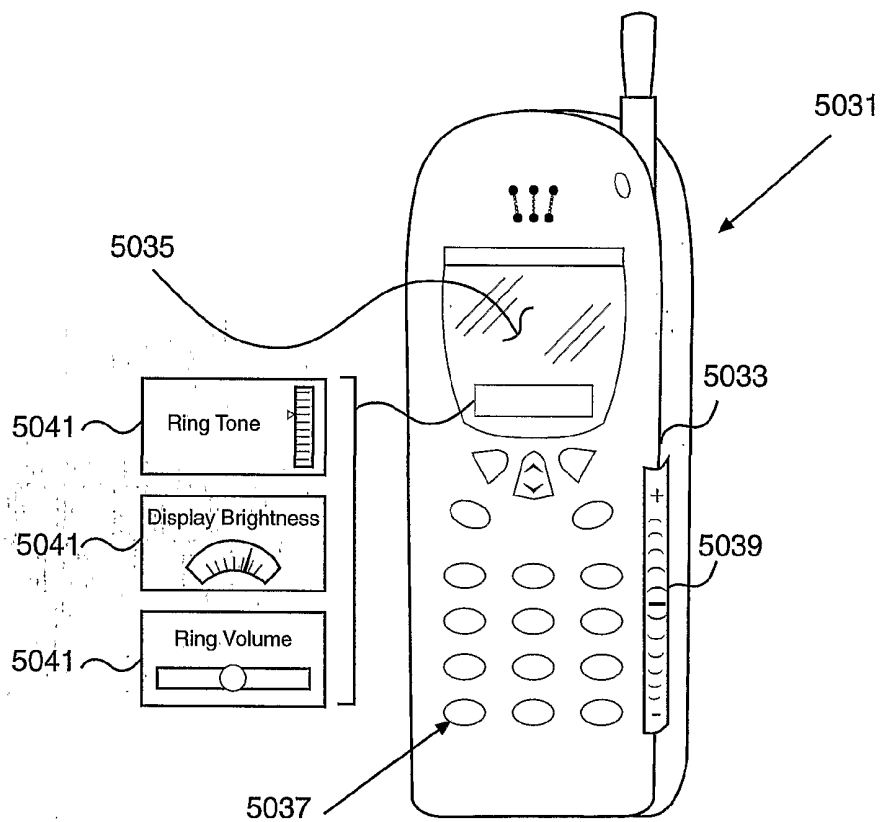


Figure 8B

+

49/50

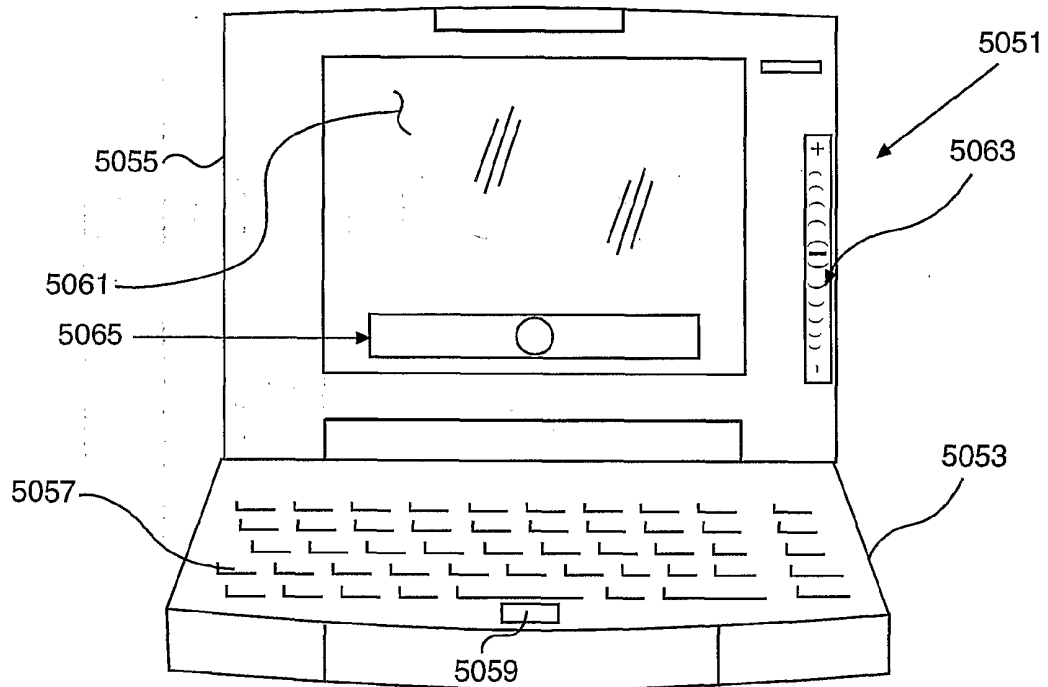


Figure 8C

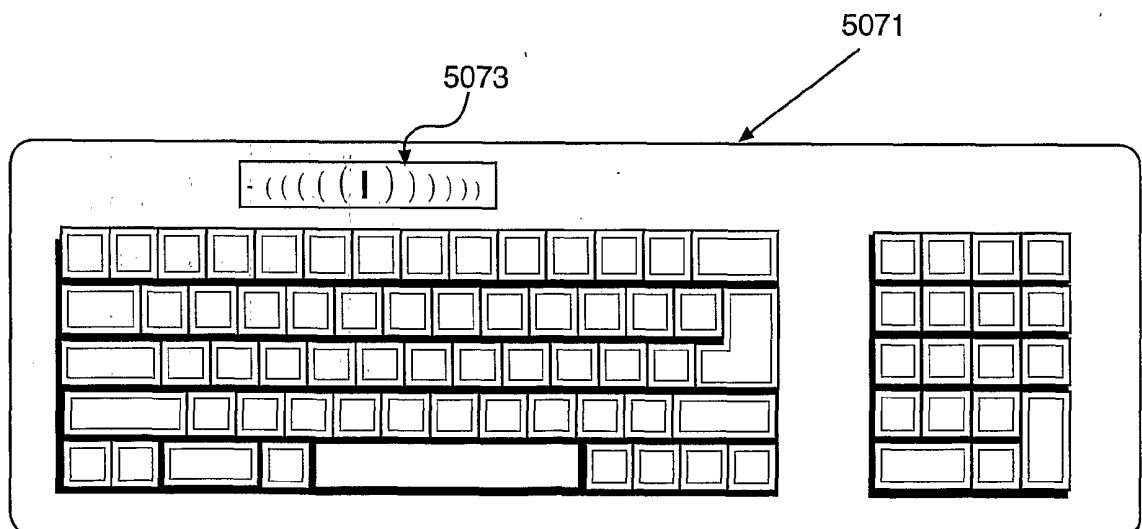


Figure 8D

50/50

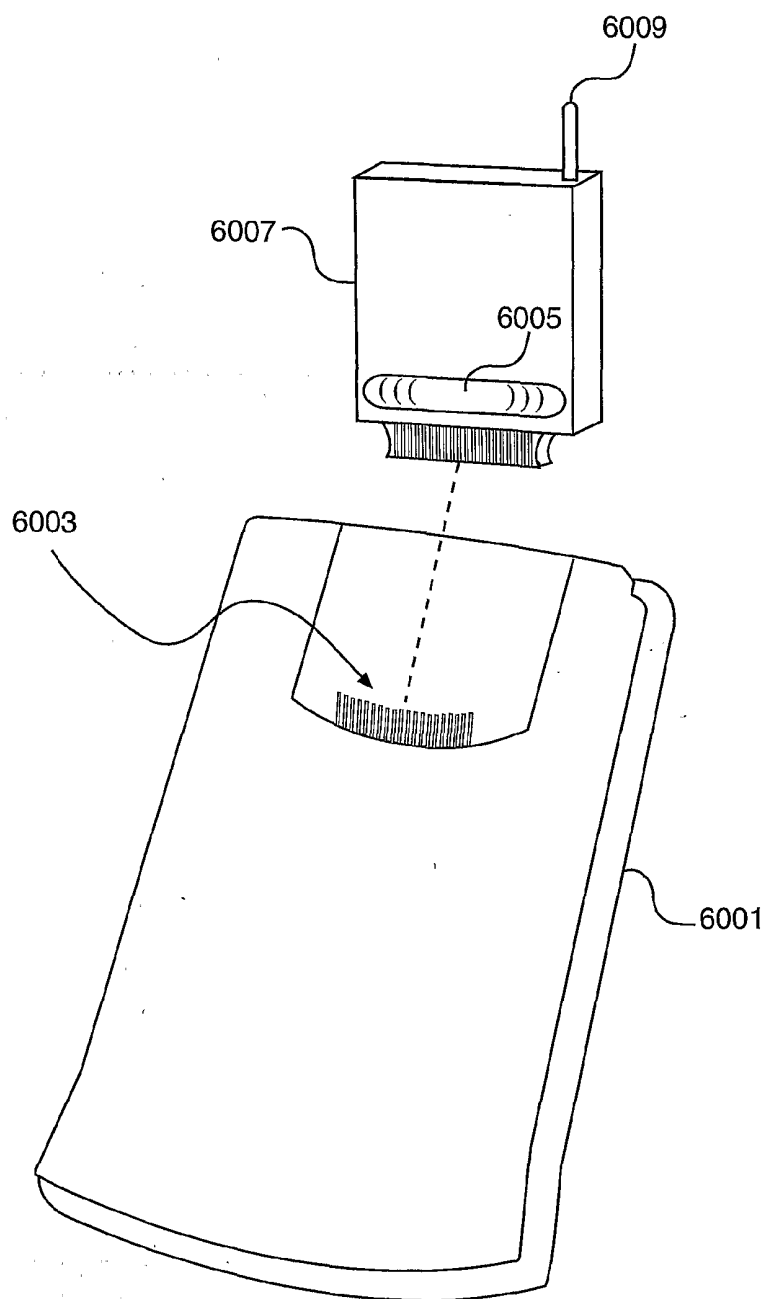


Figure 9