



US00D458043S

(12) **United States Design Patent**
Harper

(10) **Patent No.:** **US D458,043 S**

(45) **Date of Patent:** **** Jun. 4, 2002**

(54) **TANDEM CHAIR ASSEMBLY FOR SUBWAY PLATFORM**

5,431,479 A * 7/1995 Leib 297/232
D365,455 S * 12/1995 Tolar D6/381
D369,922 S * 5/1996 Kim et al. D6/381

(76) Inventor: **Sebert Harper**, 78 E. 53rd St.,
Brooklyn, NY (US) 11203

* cited by examiner

(**) Term: **14 Years**

Primary Examiner—Gary D. Watson
(74) *Attorney, Agent, or Firm*—Steven Horowitz

(21) Appl. No.: **29/131,475**

(57) **CLAIM**

(22) Filed: **Oct. 23, 2000**

The ornamental design for a tandem chair assembly for subway platform, as shown and described.

(51) **LOC (7) Cl.** **06-01**

(52) **U.S. Cl.** **D6/369; D6/381**

(58) **Field of Search** D6/334, 335, 369,
D6/370, 374, 376, 379, 381, 500, 501,
502; 297/232, 452.64

DESCRIPTION

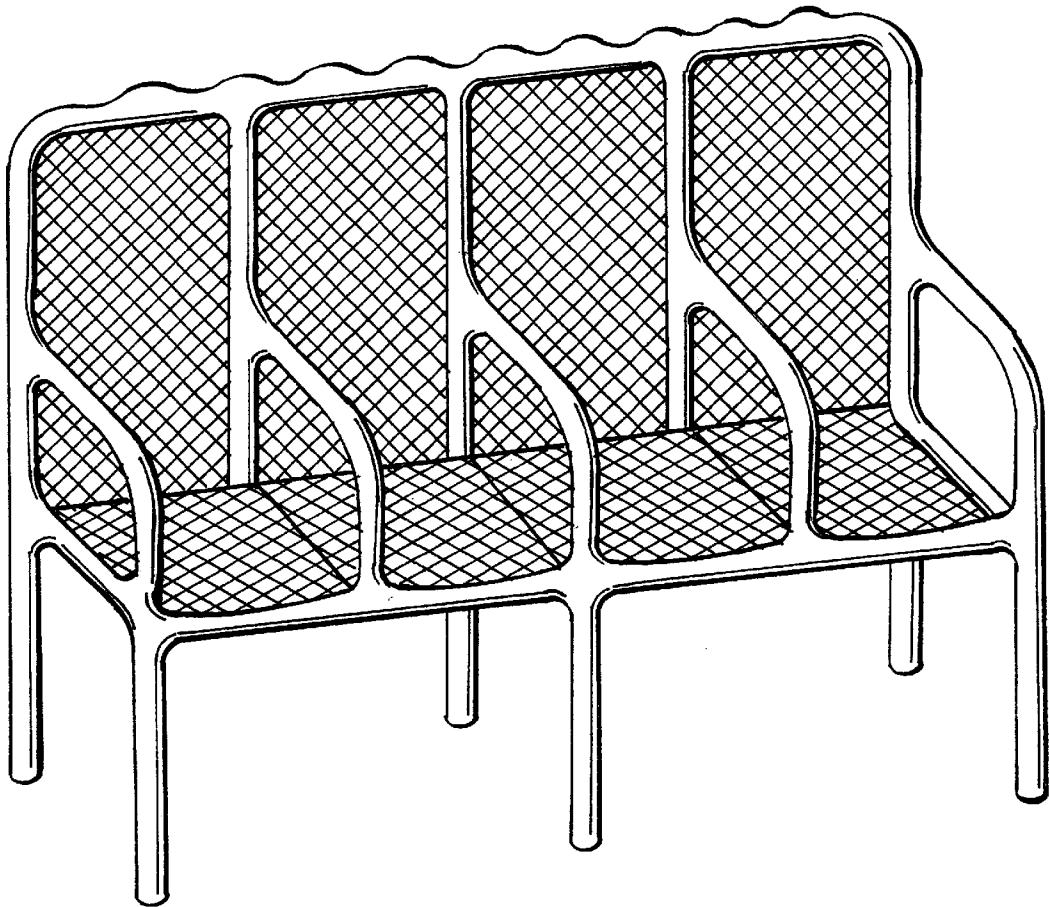
FIG. 1 is a perspective view from the front, top and one end of a tandem chair assembly for subway platform showing my new design, the other end being a mirror image; FIG. 2 is a rear elevational view thereof; and, FIG. 3 is a bottom plan view thereof.

(56) **References Cited**

U.S. PATENT DOCUMENTS

D235,495 S * 6/1975 Layton D6/374

1 Claim, 3 Drawing Sheets



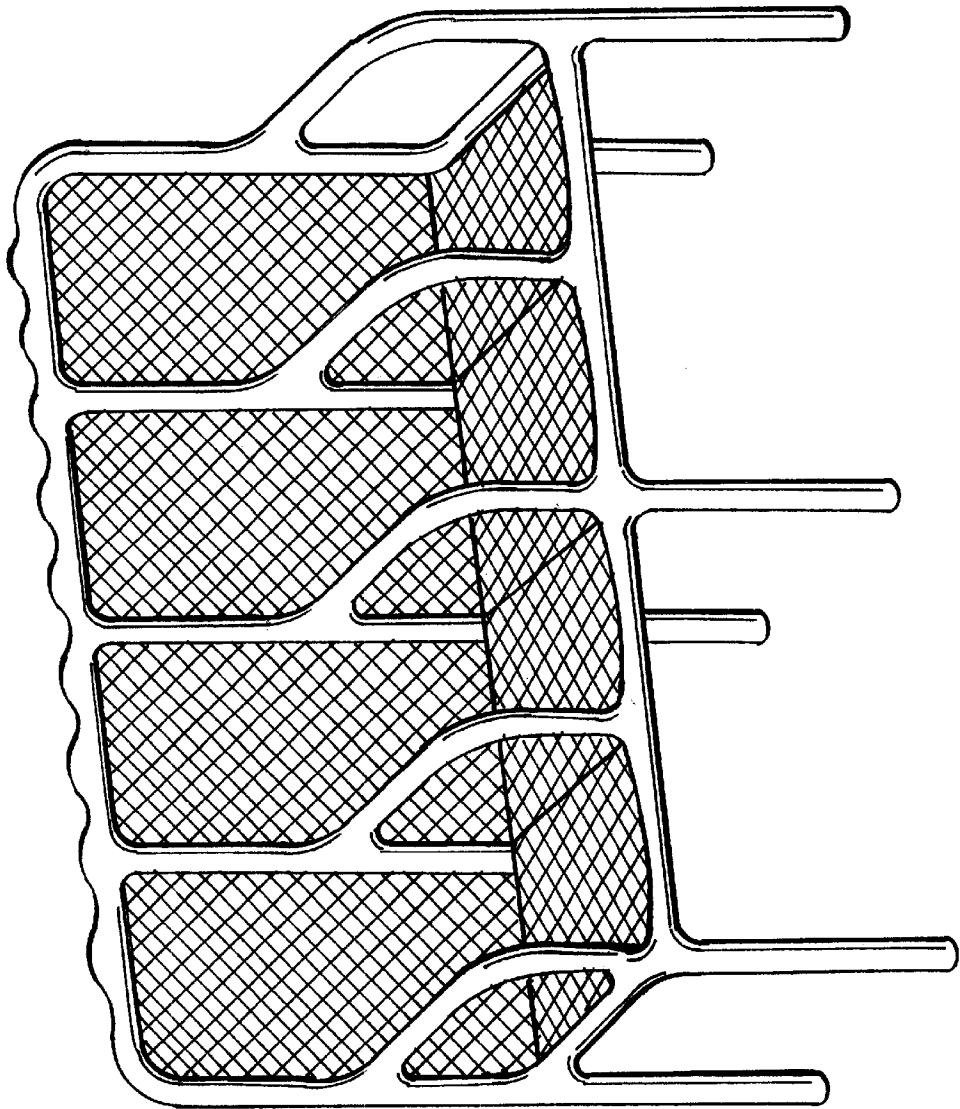


FIG. 1

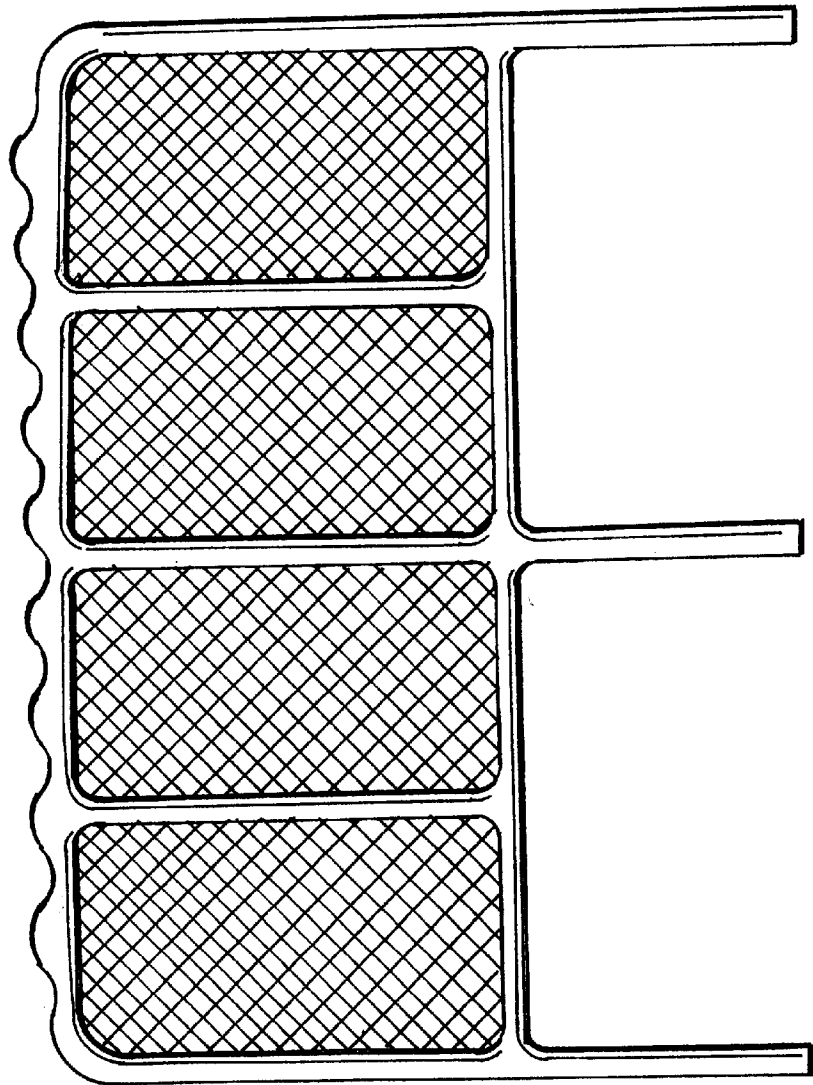


FIG. 2

FIG. 3

