

- [54] **QUICK-CONNECT COUPLING FOR A BULKHEAD**
- [75] **Inventor: Richard J. Medvick, Shaker Heights, Ohio**
- [73] **Assignee: Swagelok Quick-Connect Co., Hudson, Ohio**
- [**] **Term: 14 Years**
- [21] **Appl. No.: 153,039**
- [22] **Filed: Feb. 8, 1988**
- [52] **U.S. Cl. D23/262**
- [58] **Field of Search D23/262; 137/614.02, 137/614.03, 614.04, 614.05; 285/86, 87, 88, 315-318, 332, 3, 45, 89, 158, 348; 251/149.8, 149.6**

D. 229,416	11/1973	Luckenbill et al.	D23/262
D. 270,935	10/1983	Logsdon	D23/262
1,107,289	8/1914	Glauber	285/158
1,109,920	9/1914	Glauber	285/158
3,224,728	10/1965	Buseth et al.	251/149.6
4,114,853	9/1978	Medvick	251/149.6
4,378,028	3/1983	Weber et al.	251/149.6
4,665,943	5/1987	Medvick et al.	137/543.17
4,828,296	5/1989	Medvick	285/158

Primary Examiner—James R. Largen
Assistant Examiner—Demetrius Reynolds
Attorney, Agent, or Firm—Fay, Sharpe, Beall, Fagan, Minnich & Minnich

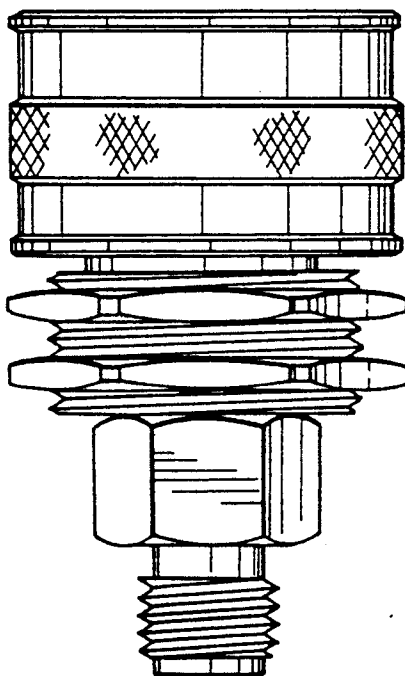
[57] **CLAIM**

The ornamental design for quick-connect coupling for a bulkhead, as shown.

DESCRIPTION

FIG. 1 is a side elevational view of a quick-connect coupling for a bulkhead showing my new design; FIG. 2 is a top plan view thereof; and FIG. 3 is a bottom plan view thereof.

- [56] **References Cited**
U.S. PATENT DOCUMENTS
- D. 187,578 3/1960 Moffatt D23/262
 D. 229,415 11/1973 Luckenbill et al. D23/262



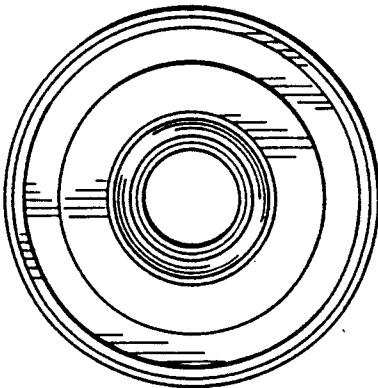


FIG. 2

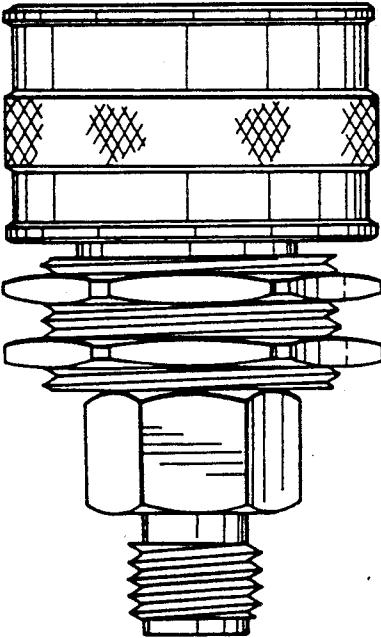


FIG. 1




FIG. 3