May 24, 1960 J. H. MACKAY ET AL 2,937,377

HAND COVERING

Filed Feb. 20, 1959

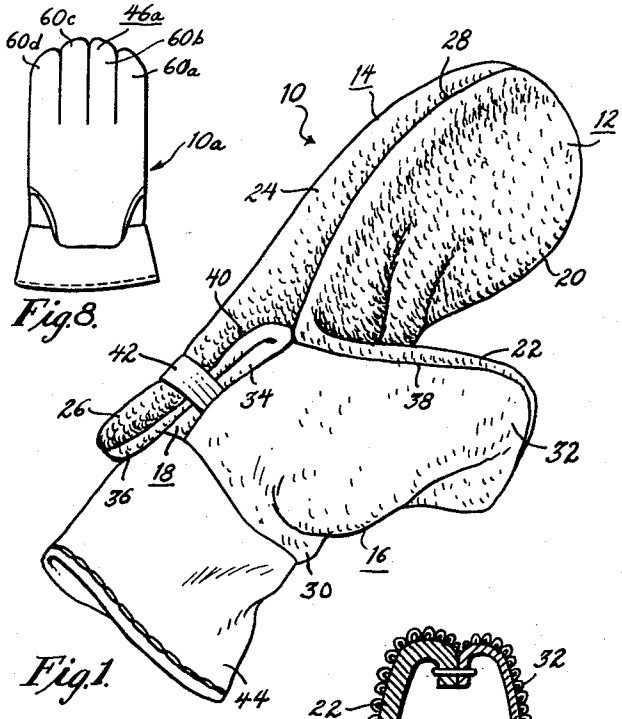

Fig. 8.

Fig. 1.

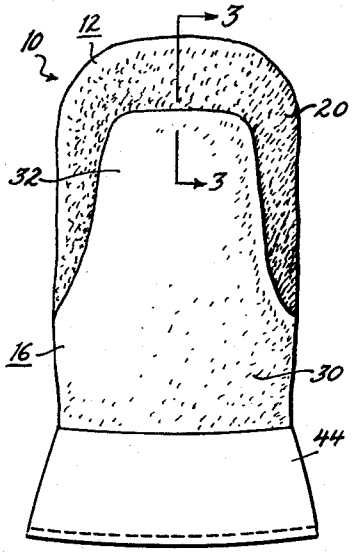

Fig. 2.

Fig. 3.

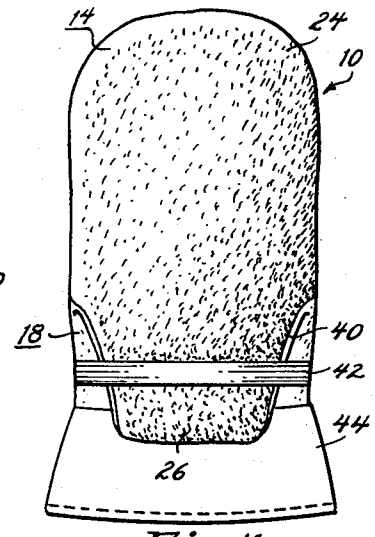

Fig. 4.

Fig. 5.

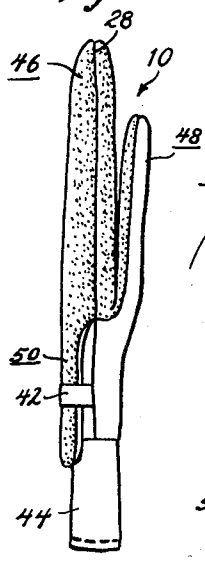

Fig. 6.

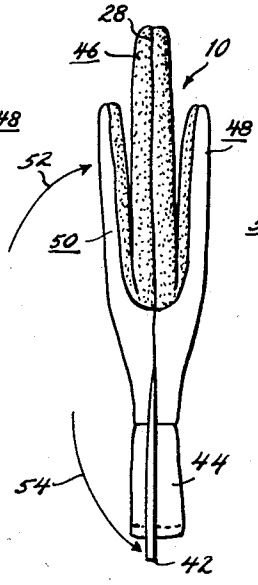

Fig. 7.

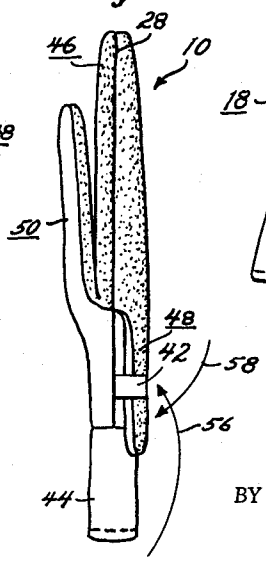

INVENTORS

JOHN H. MACKAY
DEAN K. SCHLEICHER

BY Arthur H. Seidel

ATTORNEY.

United States Patent Office 2,937,377
Patented May 24, 1960

2,937,377

HAND COVERING

John H. Mackay, Jenkintown, and Dean K. Schleicher, Plumsteadville, Pa., assignors of twenty-five percent each to Naomi C. May and Joseph A. Sutton, both of Philadelphia, Pa.

Filed Feb. 20, 1959, Ser. No. 794,699

14 Claims. (Cl. 2—158)

The present invention relates to a hand covering, and more particularly to a work mitten or glove which facilitates the carrying and handling of article.

For ease of carrying and handling articles, it is desirable to provide a pocket between the thumb and the other fingers of the hand which has a wide surface area to facilitate grasping and holding the article. Conventional gloves have the thumb receiving portion along one edge of the glove. Thus, the pocket provided between the thumb receiving portion of the conventional glove and the other finger receiving portions of the glove is narrow. Furthermore, such conventional gloves can only be worn on one hand so that the gloves must be provided in pairs, one glove for the right hand and one glove for the left hand. Thus, if one glove of the pair becomes worn out before the other glove, or one glove is lost or mislaid, the remaining glove cannot be used but must be replaced with a new pair of gloves.

Another problem with regard to work gloves used for carrying and handling articles is that the gloves become worn out relatively quickly. Heretofore, the only manner of improving the usable life a pair of gloves was by improving the durability of the material from which the gloves were made. However, improving the durability of the material of the gloves also increased the cost of the gloves considerably. Therefore, it is desirable to have a glove which can be made from a relatively inexpensive material, but which will have a longer usable life.

It is an object of the present invention to provide a novel glove.

It is another object of the present invention to provide a work glove having a pocket of wide surface area between the thumb receiving portion and the finger receiving portion.

It is still another object of the present invention to provide a glove which can be worn on either hand.

It is a further object of the present invention to provide a glove having a longer usable life.

Other objects will appear hereinafter.

For the purpose of illustrating the invention there is shown in the drawings forms which are presently preferred; it being understood, however, that this invention is not limited to the precise arrangements and instrumentalities shown.

Referring to the drawing in which similar character references refer to similar parts therethroughout:

Figure 1 is a perspective view of the glove of the present invention.

Figure 2 is a plan view of one side of the glove of the present invention.

Figure 3 is a sectional view taken along line 3—3 of Figure 2.

Figure 4 is a plan view of the other side of the glove of the present invention.

Figure 5 is an end view of the glove of the present invention.

Figure 6 is a view similar to Figure 5 illustrating the first step in rearranging the thumb portions of the glove of the present invention.

Figure 7 is a view similar to Figure 5 illustrating the final step in rearranging the thumb portions of the glove of the present invention.

Figure 8 is a side view of a modification of the glove of the present invention.

Referring initially to Figures 1–4, the glove of the present invention is generally designated as **10**. Glove **10** comprises a pair of identical upper panels **12** and **14**, and a pair of identical lower panels **16** and **18**.

Upper panel **12** comprises a finger receiving portion **20**, and a relatively truncated thumb receiving portion **22** extending from the bottom end of the finger receiving portion **20**. Upper panel **14** likewise comprises a finger receiving portion **24**, and a truncated thumb receiving portion **26** extending from the bottom end of the finger receiving portion **24**. The finger receiving portions **20** and **24** of the upper panels **12** and **14** are sewn together along a continuous seam **28** which extends along the sides and end of the finger receiving portions **20** and **24**.

Lower panel **16** comprises a body portion **30**, and a truncated thumb receiving portion **32** extending from the top of the body portion **30**. Lower panel **18** likewise comprises a body portion **34**, and a truncated thumb receiving portion **36** extending from the top of the body portion **34**. The thumb portions **32** and **36** of the lower panels **16** and **18** are of the same shape and size as the thumb portions **22** and **26** of the upper panels **12** and **14**. The body portions **30** and **34** of the lower panels **16** and **18** are of the same width as the finger portions **20** and **24** of the upper panels **12** and **14**. The body portions **30** and **34** of the lower panels **16** and **18** are sewn together along separate seams which extend along the sides of the body portions **30** and **34**.

The thumb portion **22** of the upper panel **12** is sewn to the thumb portion **32** of the lower panel **16** along a continuous seam **38** which extends along the sides and end of the thumb portions **22** and **32**. The thumb portion **26** of upper panel **14** is sewn to the thumb portion **36** of lower panel **18** along a seam **40** which extends along the sides and end of the thumb portions **26** and **36**.

An elastic band **42** extends across the body portion **34** of the lower panel **18**. The ends of the elastic band **42** are sewn into the seams joining the body portions **30** and **34** of the lower panels **16** and **18**. A gauntlet **44** is sewn to the bottom end of the body portions **30** and **34** of the lower panels **16** and **18**.

The upper panels **12** and **14** and the lower panels **16** and **18** are made of the same material. However, since the upper panels **12** and **14** provide the working surfaces of the glove **10**, the upper panels **12** and **14** are made of a thicker and heavier quality of the material (see Figure 3). The panels **12**, **14**, **16**, and **18** are preferably made of a circular knit terrycloth which has great abrasive and cutting resistance and which is relatively inexpensive. However, the panels can also be made of asbestos, leather, or any other durable material. The gauntlet **44** can be made of an inexpensive material, such as twill, duck, or canvas.

Thus, as shown in Figure 5, the glove **10** of the present invention has a finger receiving portion, generally designated as **46**, formed by the finger receiving portions **20** and **24** of the upper panels **12** and **14**, and two separate thumb receiving portions, generally designated as **48** and **50**. The thumb receiving portion **48** extends along one side of the glove **10** and is formed by the thumb receiving portions **22** and **32** of the upper panel **12** and lower panel **16** respectively. The thumb receiving portion **50** extends along the other side of the glove **10**, and is formed by the thumb receiving portions **26**

and 36 of the upper panel 14 and lower panel 18 respectively.

In the use of the glove 10, the thumb receiving portion 50 is laid flat against the body portion 34 of the lower panel 18, and the thumb receiving portion 50 is tucked under the elastic band 42. The thumb receiving portion 48 is folded to extend upwardly along the finger receiving portion 46. The user inserts his hand into the glove 10 with his thumb extending into the thumb receiving portion 48, and his other fingers extending into the finger receiving portion 46. Since the thumb receiving portion 48 is relatively wide and extends across the side of the finger receiving portion 46, the user can place either hand in the glove 10. Also, since the thumb receiving portion 48 extends across the base of the finger receiving portion 46, there is provided a pocket between the thumb receiving portion 48 and the finger receiving portion 46 which has a wide surface area to facilitate grasping and holding an article.

When using the thumb portion 48 of the glove 10, the upper panel 12 provides the working surface of the glove 10. When the upper panel 12 becomes worn out through long continuous use, the glove 10 can be rearranged to use the upper panel 14 as the working surface of the glove 10. As shown in Figure 6, the glove 10 is so rearranged by removing the thumb receiving portion 50 from under the elastic band 42, and pivoting the thumb receiving portion 50 upwardly as indicated by arrow 52 until the thumb receiving portion 50 extends along the finger receiving portion 46. The elastic band 42 is pivoted around the end of the gauntlet 44 as indicated by the arrow 54. As shown in Figure 7, the elastic band 42 is pivoted completely around the gauntlet 44, as indicated by arrow 56, until the elastic band 42 extends across the body portion 30 of the lower panel 16. The thumb receiving portion 48 is then pivoted downwardly as indicated by arrow 58, until the thumb receiving portion 48 extends along the body portion 30 of the lower panel 16. The thumb receiving portion 48 is then tucked under the elastic band 42. The glove 10 as so rearranged is used by inserting the thumb in the thumb receiving portion 50 and the other fingers in the finger receiving portion 46 with the upper panel 14 providing the working surface of the glove 10. Since the glove 10 of the present invention has two thumb receiving portions which permit the use of both sides of the glove 10, the glove 10 has a usable life twice the life of a conventional glove made of the same material.

Figure 8 shows a modification of the glove of the present invention, generally designated as 10*a*. Glove 10*a* is the same as glove 10 shown in Figure 1, except that the finger receiving portion, generally designated as 46*a*, is divided into four separate finger receiving portions 60*a*, 60*b*, 60*c*, and 60*d*. The separate finger receiving portions 60*a*–60*d* are all of substantially the same width so that the glove 10*a* can be worn on either hand. The individual finger receiving portions 60*a*–60*d* permit the individual use of any of the fingers. The glove 10*a* like the glove 10 of Figure 1 has two thumb receiving portions so that both sides of the glove can be used. Also, the thumb receiving portions of the glove 10*a* extend across the finger receiving portions so that there is provided a pocket of wide surface area between the thumb receiving portions and the finger receiving portions.

The present invention may be embodied in other specific forms without departing from the spirit or essential attributes thereof and, accordingly, reference should be made to the appended claims, rather than to the foregoing specification as indicating the scope of the invention.

We claim:

1. A hand covering comprising a finger receiving portion, and a pair of thumb receiving portions integral with said finger receiving portion, one of said thumb receiving portions being along one side surface of said finger receiving portion, and the other thumb receiving portion being along the other side surface of the finger receiving portion, the base of each of said thumb receiving portions extending across substantially the entire width of the base of the finger receiving portion.

2. A hand covering in accordance with claim 1 including a body portion extending beneath the thumb receiving portions and the finger receiving portion.

3. A hand covering in accordance with claim 2 including an elastic band secured to the glove and extending across one side of the body portion of the glove.

4. A glove in accordance with claim 1 in which the finger receiving portion comprises four individual finger receiving portions, each of said individual finger receiving portions being of substantially the same width.

5. A hand covering comprising a first pair of identical panels, each of said panels having a finger portion and a thumb portion extending from the bottom end of the finger portion, the base of said thumb portions being of the same width as the base of the finger portions, the finger portions of said panels being sewn together along the sides and top end of the finger portions to provide a finger receiving portion of the glove, a second pair of identical panels, each of the panels of said second pair having a body portion and a thumb portion extending from the top end of the body portion, said second pair of panels being sewn together along the sides of the body portions, and the thumb portion of each of the panels of said first pair being sewn to a separate one of the thumb portions of the panels of the second pair along the sides and end of the thumb portions to provide two separate thumb receiving portions of the glove.

6. A hand covering in accordance with claim 5 in which the base portions of the panels of the second pair of panels are of the same width as the finger portions of the panels of the first pair of panels, and the thumb portions of said panels are truncated with the base of the thumb portions being of the same width as the finger portions and base portions.

7. A hand covering in accordance with claim 5 in which said first pair of panels of a heavier material than the material of the second pair of panels.

8. A hand covering in accordance with claim 5 including an elastic band extending across the base portion of one of the panels of said second pair with the ends of said elastic band being sewn into the seams joining the sides of the base portions.

9. A hand covering in accordance with claim 5 including a gauntlet secured to the bottom end of the base portions of said second pair of panels.

10. A glove in accordance with claim 5 in which the finger portions of said pair of panels are divided into four separate portions of substantially the same width to provide four separate finger receiving portions.

11. A hand covering comprising a first pair of identical panels, each of said panels having a finger portion and a truncated thumb portion extending from the bottom end of the finger portion, the base of said thumb portions being the same width as the finger portions, the finger portions of said panels being sewn together along the sides and top end of the finger portions to provide the finger receiving portion of the glove, a second pair of identical panels, each of the panels of said second pair having a body portion and a truncated thumb portion extending from the top end of the body portion, the body portions of said second pair of panels being of the same width as the finger portions of said first pair of panels, the base of the thumb portions of said second pair of panels being of the same width as said body portions, the body portions of said second pair of panels being sewn together along the sides of the body portions, the thumb portions of each of the panels of

said first pair of panels being sewn to a separate one of the thumb portions of said second pair of panels along the sides and end of the thumb portions to provide two separate thumb receiving portions for the glove, and an elastic band extending across the body portion of one of said second pair of panels with the ends of said elastic band being sewn into the seams joining the sides of the base portions.

12. A hand covering in accordance with claim 11 in which said first pair of panels are of a heavier material than the material of said second pair of panels.

13. A mitten in accordance with claim 1 in which the finger receiving portion comprises a single unrestricted pocket which receives all four fingers of the hand.

14. A mitten in accordance with claim 5 in which the finger receiving portion comprises a single unrestricted pocket which receives all four fingers of the hand.

References Cited in the file of this patent

UNITED STATES PATENTS

694,188	Pollard	Feb. 25, 1902
1,271,110	Zeigler	July 2, 1918
1,832,838	Raidt	Nov. 17, 1931