



US00D804539S

(12) **United States Design Patent** (10) **Patent No.:** **US D804,539 S**
Okuyama et al. (45) **Date of Patent:** **** *Dec. 5, 2017**

(54) **HOOD AND GRILL ASSEMBLY FOR AN AGRICULTURAL TRACTOR**

(71) Applicant: **YANMAR CO., LTD.**, Osaka (JP)

(72) Inventors: **Kiyoyuki Okuyama**, Yamagata (JP);
Shinya Kawashiri, Osaka (JP); **Yutaka Matsui**, Osaka (JP)

(73) Assignee: **Yanmar Co., Ltd.**, Osaka (JP)

(*) Notice: This patent is subject to a terminal disclaimer.

(**) Term: **14 Years**

(21) Appl. No.: **29/524,805**

(22) Filed: **Apr. 23, 2015**

(30) **Foreign Application Priority Data**

Oct. 28, 2014 (JP) 2014-024055
Oct. 28, 2014 (JP) 2014-024056

(51) **LOC (10) Cl.** **15-03**

(52) **U.S. Cl.** **D15/31**
USPC

(58) **Field of Classification Search**

USPC D15/10, 11, 13-17, 28, 22-26, 30, 31;
D12/173; 56/13.3, 13.4, 15.8, 15.9,
56/320.1; 180/89.1, 89.12, 900, 69.2,
180/68.1, 69.1

CPC B62D 49/00-49/085; B62D 25/10; B62D
25/00; B60R 19/52; B60R 21/38

See application file for complete search history.

(56) **References Cited**

U.S. PATENT DOCUMENTS

D488,488 S * 4/2004 Montgomery D15/31
D546,351 S * 7/2007 Arthur D15/31
D586,828 S * 2/2009 Staines D15/31

D591,777 S * 5/2009 Kokitkar D15/31
D596,205 S * 7/2009 Kawashiri D15/31
D620,955 S * 8/2010 Krogh D15/31
D624,944 S * 10/2010 Major D15/31

(Continued)

Primary Examiner — Mark Goodwin

(74) *Attorney, Agent, or Firm* — Norris McLaughlin & Marcus, P.A.

(57) **CLAIM**

The ornamental design for a hood and grill assembly for an agricultural tractor, as shown and described.

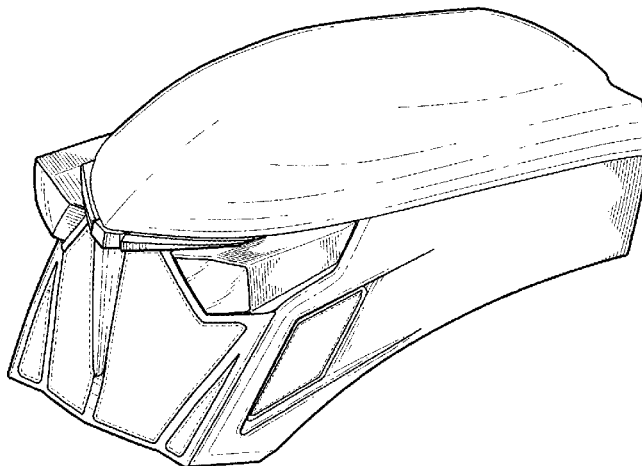
DESCRIPTION

FIG. 1 is a front side elevational view of a hood and grill assembly for an agricultural tractor showing our new design; FIG. 2 is a rear elevational view thereof; FIG. 3 is a top plan view thereof; FIG. 4 is a bottom plan view thereof; FIG. 5 is a right side elevational view thereof; FIG. 6 is a left side elevational view thereof; FIG. 7 is a right front side perspective view thereof; FIG. 8 is a left rear side perspective view thereof; and, FIG. 9 is a referential view thereof showing use of our new design.

The broken line showing of various structures on the hood in FIGS. 1-9 and the tractor in FIG. 9 is included for the purpose of illustrating environmental structure only and forms no part of the claimed design.

The article of FIGS. 1-9 of the present design application is a hood for an agricultural tractor which includes a front grill at a lower portion of the front of the hood. On the right and left sides of the front grill, two headlights are disposed. At the center of the front grill, a ventilator is disposed. The ventilator has a symmetrical, polygonal shape and has a network structure with a large number of ventilation holes in the network. On the outer side of the ventilator, a triangular ventilator is disposed. On the outer side of the hood, a rhombic ventilator is disposed.

1 Claim, 6 Drawing Sheets



(56)

References Cited

U.S. PATENT DOCUMENTS

D631,489	S	*	1/2011	Booth	D15/31
D632,312	S	*	2/2011	Booth	D15/31
D642,598	S	*	8/2011	Wikner	D15/31
D655,318	S	*	3/2012	Hagele	D15/31
D668,695	S	*	10/2012	Ringer	D15/31
D675,233	S	*	1/2013	Kushita	D15/31
D680,562	S	*	4/2013	Park	D15/31
D715,332	S	*	10/2014	Kuwae	D15/28
D720,874	S	*	1/2015	Jackson	D15/28
D721,105	S	*	1/2015	Okuyama	D15/31
D729,282	S	*	5/2015	Sasaki	D15/31
D733,767	S	*	7/2015	Kushita	D15/31
D735,248	S	*	7/2015	Okuyama	D15/31
D735,775	S	*	8/2015	Okuyama	D15/31

* cited by examiner

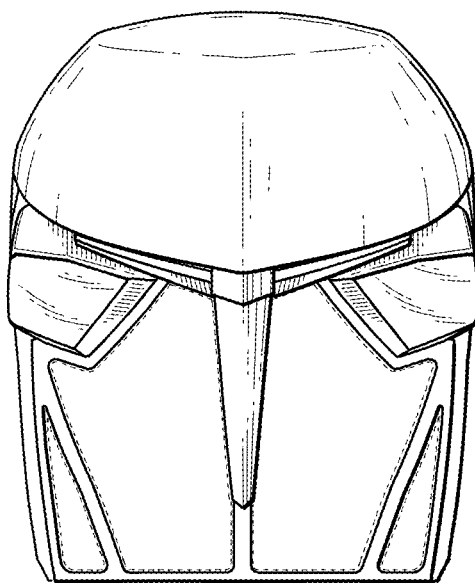


FIG. 1

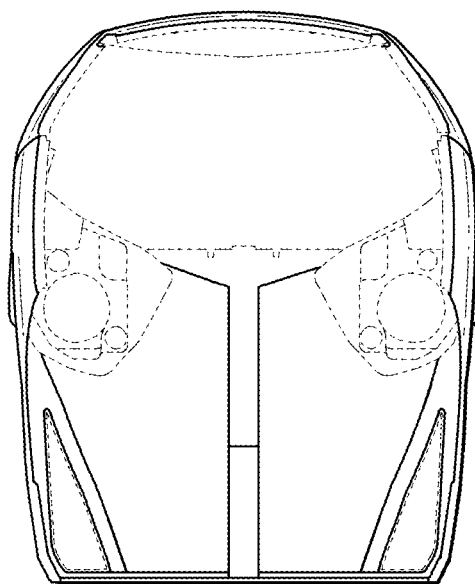


FIG. 2

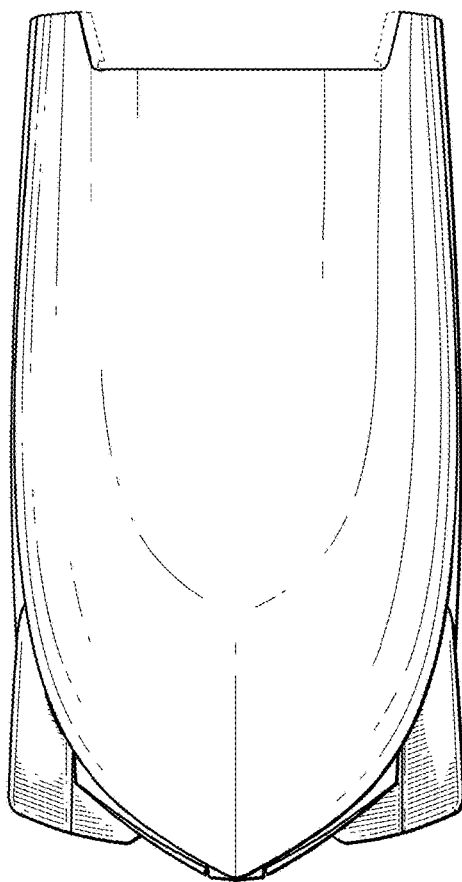


FIG. 3

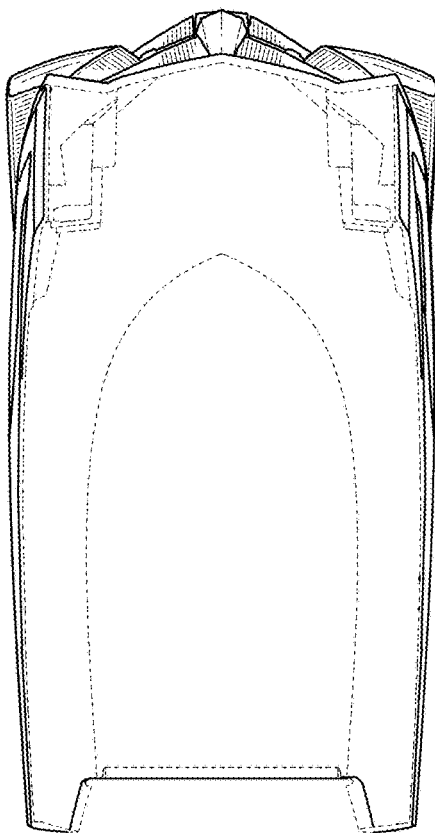


FIG. 4

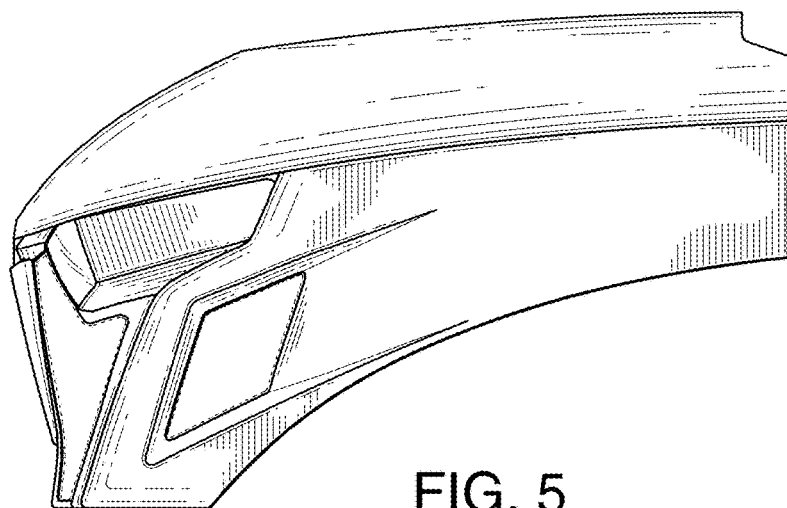


FIG. 5

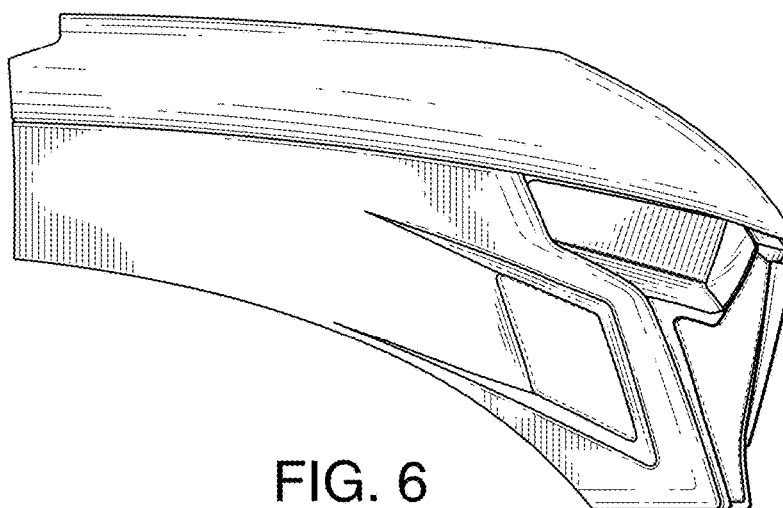


FIG. 6

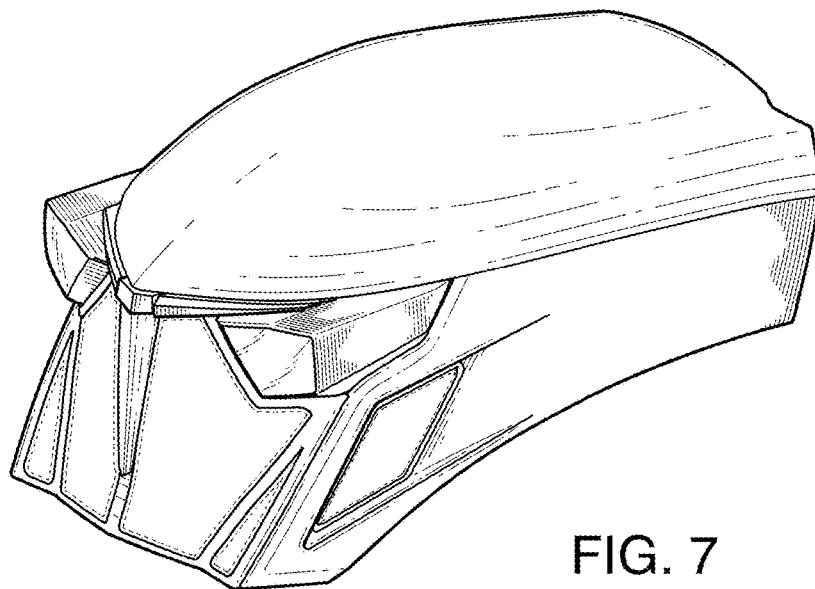


FIG. 7

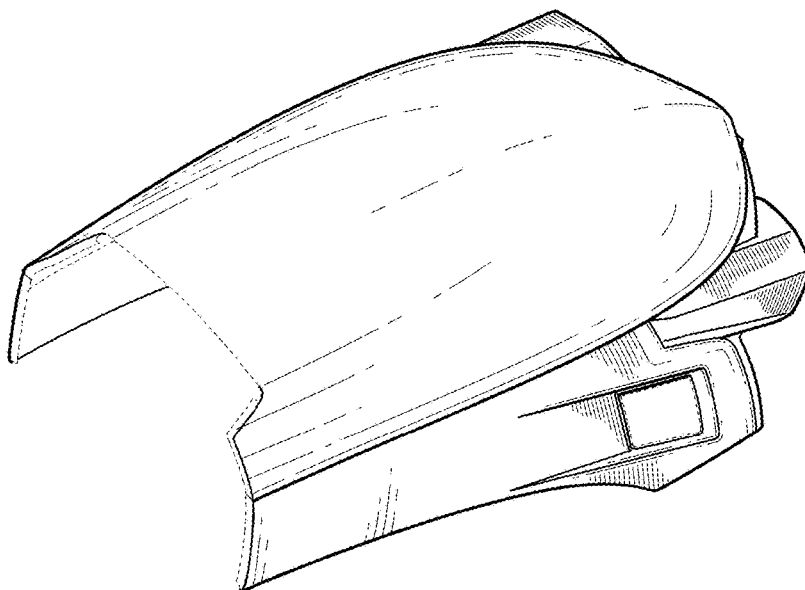


FIG. 8

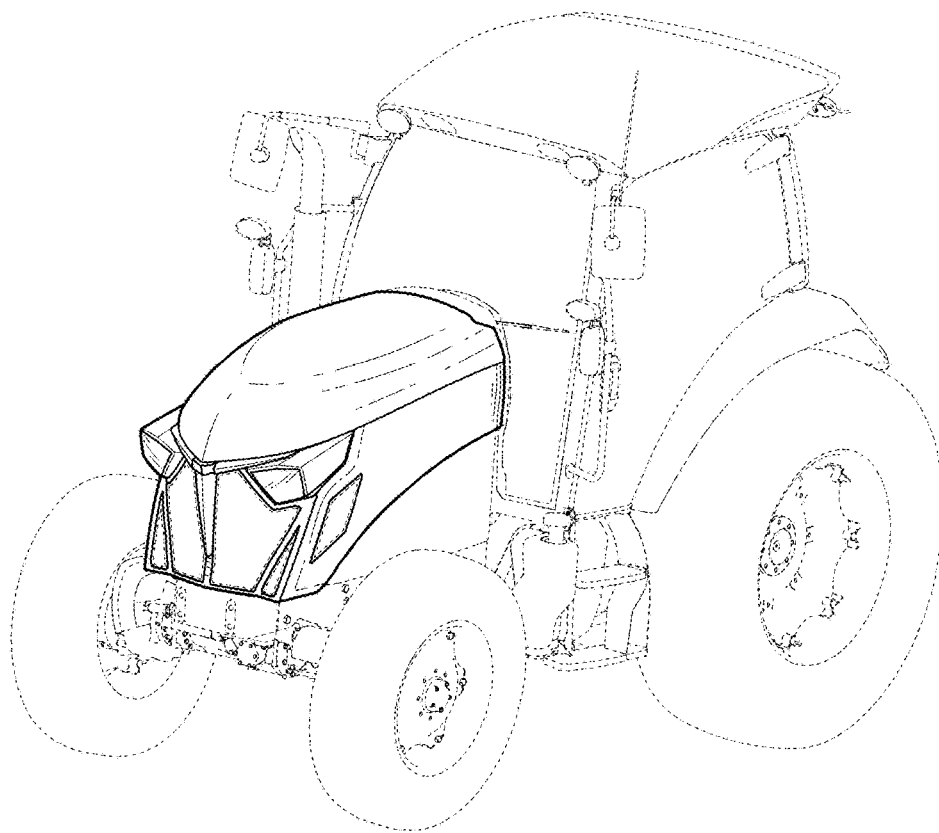


FIG. 9