

(12) STANDARD PATENT
(19) AUSTRALIAN PATENT OFFICE

(11) Application No. **AU 2013233618 B2**

(54) Title
Scandium extraction method

(51) International Patent Classification(s)
C22B 59/00 (2006.01) **C22B 3/26** (2006.01)

(21) Application No: **2013233618** (22) Date of Filing: **2013.02.21**

(87) WIPO No: **WO13/136941**

(30) Priority Data

(31) Number	(32) Date	(33) Country
2012-056134	2012.03.13	JP

(43) Publication Date: **2013.09.19**

(44) Accepted Journal Date: **2016.03.03**

(71) Applicant(s)
Kyushu University, National University Corporation; Sumitomo Metal Mining Co., Ltd.

(72) Inventor(s)
Goto, Masahiro; Kubota, Fukiko; Baba, Yuzo

(74) Agent / Attorney
Davies Collison Cave, Level 15 1 Nicholson Street, MELBOURNE, VIC, 3000

(56) Related Art
WO 2012/005183
JP 2007-327085
JP H09-291320

(12) 特許協力条約に基づいて公開された国際出願

(19) 世界知的所有権機関
国際事務局

(43) 国際公開日
2013 年 9 月 19 日(19.09.2013)



(10) 国際公開番号

WO 2013/136941 A1

- (51) 国際特許分類:
C22B 59/00 (2006.01) C22B 3/26 (2006.01)
- (21) 国際出願番号: PCT/JP2013/054419
- (22) 国際出願日: 2013 年 2 月 21 日(21.02.2013)
- (25) 国際出願の言語: 日本語
- (26) 国際公開の言語: 日本語
- (30) 優先権データ:
特願 2012-056134 2012 年 3 月 13 日(13.03.2012) JP
- (71) 出願人: 国立大学法人九州大学(KYUSHU UNIVERSITY, NATIONAL UNIVERSITY CORPORATION) [JP/JP]; 〒8128581 福岡県福岡市東区箱崎 6-10-1 Fukuoka (JP). 住友金属鉱山株式会社(SUMITOMO METAL MINING CO., LTD.) [JP/JP]; 〒1058716 東京都港区新橋 5-11-3 Tokyo (JP).
- (72) 発明者: 後藤 雅宏(GOTO, Masahiro); 〒8128581 福岡県福岡市東区箱崎六丁目 10 番 1 号 国立大学法人九州大学内 Fukuoka (JP). 久保田 富生子(KUBOTA, Fukiko); 〒8128581 福岡県福岡市東区箱崎六丁目 10 番 1 号 国立大学法人九州大学内 Fukuoka (JP). 馬場 雄三(BABA, Yuzo); 〒8128581 福岡県福岡市東区箱崎六丁目 10 番 1 号 国立大学法人九州大学内 Fukuoka (JP).

(74) 代理人: 正林 真之, 外(SHOBAYASHI, Masayuki et al.); 〒1000005 東京都千代田区丸の内 1-7-12 サピアタワー Tokyo (JP).

(81) 指定国 (表示のない限り、全ての種類の国内保護が可能): AE, AG, AL, AM, AO, AT, AU, AZ, BA, BB, BG, BH, BN, BR, BW, BY, BZ, CA, CH, CL, CN, CO, CR, CU, CZ, DE, DK, DM, DO, DZ, EC, EE, EG, ES, FI, GB, GD, GE, GH, GM, GT, HN, HR, HU, ID, IL, IN, IS, KE, KG, KM, KN, KP, KR, KZ, LA, LC, LK, LR, LS, LT, LU, LY, MA, MD, ME, MG, MK, MN, MW, MX, MY, MZ, NA, NG, NI, NO, NZ, OM, PA, PE, PG, PH, PL, PT, QA, RO, RS, RU, RW, SC, SD, SE, SG, SK, SL, SM, ST, SV, SY, TH, TJ, TM, TN, TR, TT, TZ, UA, UG, US, UZ, VC, VN, ZA, ZM, ZW.

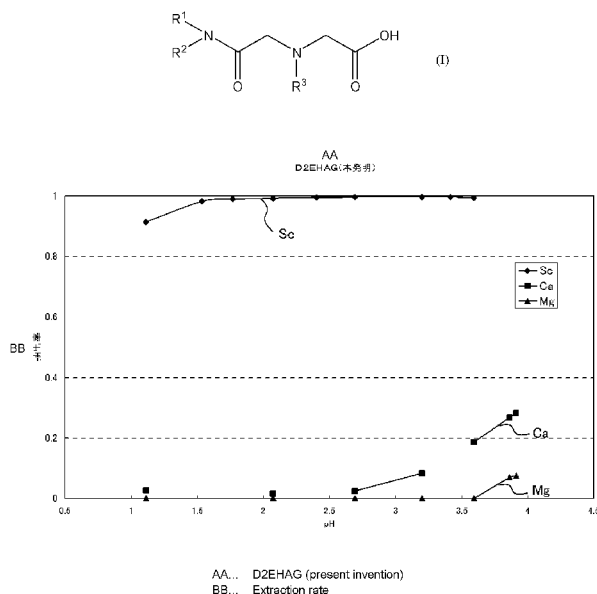
(84) 指定国 (表示のない限り、全ての種類の広域保護が可能): ARIPO (BW, GH, GM, KE, LR, LS, MW, MZ, NA, RW, SD, SL, SZ, TZ, UG, ZM, ZW), ユーラシア (AM, AZ, BY, KG, KZ, RU, TJ, TM), ヨーロッパ (AL, AT, BE, BG, CH, CY, CZ, DE, DK, EE, ES, FI, FR, GB, GR, HR, HU, IE, IS, IT, LT, LU, LV, MC, MK, MT, NL, NO, PL, PT, RO, RS, SE, SI, SK, SM, TR), OAPI (BF, BJ, CF, CG, CI, CM, GA, GN, GQ, GW, ML, MR, NE, SN, TD, TG).

添付公開書類:

— 国際調査報告 (条約第 21 条(3))

(54) Title: SCANDIUM EXTRACTION METHOD

(54) 発明の名称: スカンジウム抽出方法



(57) Abstract: Provided is a method for selectively extracting and inexpensively recovering scandium from an acidic solution containing calcium, magnesium, and scandium. The scandium extraction method according to the present invention involves subjecting an acidic solution containing calcium, magnesium, and scandium to solvent extraction using an extraction agent consisting of an amide derivative represented by the general formula below. In the formula, R^1 and R^2 represent the same or different alkyl groups, and R^3 is a hydrogen atom or alkyl group. The amide derivative preferably consists of one or more derivatives selected from glycine amide derivatives, histidine amide derivatives, lysine amide derivatives, and aspartic acid amide derivatives. The pH of the acidic solution is preferably pre-adjusted to between 1 and 4.

(57) 要約: カルシウム、マグネシウム、スカンジウムを含有する酸性溶液からスカンジウムを選択的に抽出し、かつ、低コストで回収する方法を提供する。本発明のスカンジウム抽出方法は、カルシウム、マグネシウム及びスカンジウムを含有する酸性溶液を下記一般式で表されるアミド誘導体からなる抽出剤による溶媒抽出に付す。式中、 R^1 及び R^2 は、それぞれ同一又は別異のアルキル基を示し、 R^3 は水素原子又はアルキル基を示す。上記アミド誘導体は、グリシンアミド誘導体、ヒスチジンアミド誘導体、リジンアミド誘導体及びアスパラギン酸アミド誘導体のいずれか1以上であることが好ましい。上記酸性溶液のpHは、予め1以上4以下に調整することが好ましい。

導体、ヒスチジンアミド誘導体、リジンアミド誘導体及びアスパラギン酸アミド誘導体のいずれか1以上であることが好ましい。上記酸性溶液のpHは、予め1以上4以下に調整することが好ましい。

SCANDIUM EXTRACTION METHOD

TECHNICAL FIELD

The present invention relates to a scandium extraction method and, in detail, relates to a method of efficiently separating and extracting scandium from an acidic solution containing calcium, magnesium and scandium.

BACKGROUND ART

Scandium, which has the smallest atomic number among the rare earth elements, has been used as a material for metal halide lamps, an added element in alloys, an added element in catalyst ceramics, and the like. However, scandium is expensive, the output thereof is limited, and separation and refinement are difficult, and thus the application of scandium has been limited.

However, nickel oxide ore such as laterite ore has been known to contain very small amounts of scandium. The scandium contained in nickel oxide ore can be recovered from the leachate obtained by adding sulfuric acid to the nickel oxide ore and pressurized extracting.

For example, Patent Document 1 shows that it is possible to recover nickel and scandium from oxide ores by performing: (A) a leaching step of leaching the oxide ore with an acid under high temperature and high pressure to obtain a leachate containing nickel and scandium; (B) a first neutralizing step of removing iron and aluminum in the leachate as precipitates

by adjusting the pH to the range of 2 to 4 by adding a neutralizing agent to this leachate; (C) a second neutralizing step of recovering scandium in the solution as a precipitate by adjusting the pH to more than 4 to 7.5 by adding a neutralizing agent to the solution after removing the precipitates in the first neutralizing step; and (D) a third neutralizing step of recovering nickel in the solution as a precipitate by adjusting the pH to more than 7.5 by further adding neutralizing agent.

However, various problems arise when trying to industrially operate with the method described in Patent Document 1. For example, since the pH adjustment range in the first neutralizing step and the pH adjustment range in the second neutralizing step are adjacent, there is a possibility of scandium also precipitating along with iron and aluminum in the first neutralizing step, leading to an extraction rate decline for scandium, and there is a possibility of iron and aluminum precipitating along with scandium in the second neutralizing step, leading to a purity decline for scandium, and neither are preferable. In addition, although large amounts of precipitates are generated by adding a neutralizing agent, in general, the characteristics of the precipitates obtained by adding an alkali to an acid are unstable and poor in filterability, and there is a possibility of being accompanied with a cost increase such as the enlargement of the equipment scale. For this reason, it is preferable to decrease the number of times of the neutralizing step as much

as possible, and it has been proposed to selectively separate only scandium by a means such as solvent extraction from a solution containing scandium.

Patent Document 2 shows that high purity scandium oxide is obtained by extracting scandium component into organic solvent by adding the organic solvent to an aqueous-phase scandium-containing solution containing, in addition to scandium, at least one among iron, aluminum, calcium, yttrium, manganese, chromium and magnesium, then in order to separate trace components extracted along with scandium in the organic solvent, scrubbing is performed by adding a hydrochloric acid aqueous solution, and after removing the trace components, the scandium remaining in the organic solvent is made into a slurry containing as $\text{Sc}(\text{OH})_3$ by adding a sodium hydroxide aqueous solution to the organic solvent, the $\text{Sc}(\text{OH})_3$ obtained by filtering this is dissolved with hydrochloric acid to obtain a scandium chloride aqueous solution, and scandium oxalic acid precipitate is formed by adding to this oxalic acid, the precipitate is filtered, and after separating the trace impurities in the filtrate, calcining.

However, in the case of employing the method of Patent Document 2, not only scandium, but also impurity components are extracted in the organic solvent to an extent that cannot be ignored. Calcium, magnesium, etc. are abundantly present particularly in the leachate obtained by acid leaching and neutralizing nickel oxide ore, and for this reason, in addition to the problem of labor and cost required in

scrubbing, there is also a further problem in the treatment of drainage generated accompanying scrubbing.

In addition, Patent Document 3 discloses an extraction agent called DODGAA, which has a diglycol amic acid backbone. According to this extraction agent, the solubility in water is extremely small, and as well as complete incineration being possible, comparing with existing phosphorous-based compounds, it has superior rare earth metal extractability and selective separability, as well as the synthesis cost being low.

However, since scandium is very sensitive to pH, upon extracting scandium even with the above-mentioned extraction agent shown in Patent Document 3, a practical extraction rate is not obtained if maintaining the pH at a constant or higher. Moreover, in the pH range suited to the extraction of scandium, the extraction rate of not only scandium, but also calcium and magnesium increase, and thus it is difficult to selectively separate only scandium.

[Patent Document 1] Japanese Unexamined Patent Application, Publication No. 2000-313928

[Patent Document 2] Japanese Unexamined Patent Application, Publication No. H9-291320

[Patent Document 3] Japanese Unexamined Patent Application, Publication No. 2007-327085

DISCLOSURE OF THE INVENTION

Problems to be Solved by the Invention

The present invention aims to provide a method for

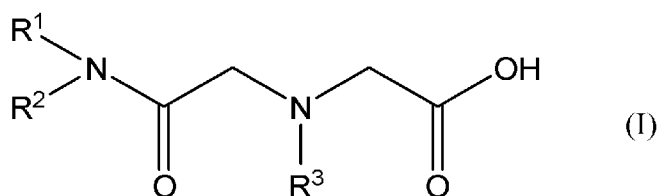
selectively extracting and inexpensively recovering scandium from an acidic solution containing calcium, magnesium and scandium.

The present inventors have thoroughly researched to solve the above-mentioned problems, and found that the above-mentioned object can be achieved by solvent extracting using an extraction agent consisting of an amide or an amide derivative, thereby arriving at completion of the present invention.

Means for Solving the Problems

More specifically, the present invention provides the following.

A first aspect of the present invention is a scandium extraction method that includes: subjecting an acidic solution containing calcium, magnesium and scandium to solvent extraction by way of an extraction agent consisting of an amide derivative represented by the following general formula (I).



(In the formula, R1 and R2 each represent the same or different alkyl groups.
The alkyl group may be either linear or a branched chain. R3 represents a hydrogen atom or alkyl group.)

In addition, according to a second aspect of the present invention, in the scandium extraction method as described in the first aspect, the amide derivative is at least any one of a glycine amide derivative, histidine amide derivative, lysine

amide derivative and aspartic acid amide derivative.

Furthermore, according to a third aspect of the present invention, in the scandium extraction method as described in the first or second aspect, the acidic solution is subjected to the solvent extraction while adjusting the pH of the acidic solution to the range of 1 to 4.

Moreover, according to a fourth aspect of the present invention, in the scandium extraction method as described in any one of the first to third aspects, the acidic solution is a solution formed by mixing sulfuric acid with nickel oxide ore to leach out nickel.

Effects of the Invention

According to the present invention, since it is possible to extract scandium with a high recovery rate even in a low pH range, calcium and magnesium can be efficiently separated, contrary to convention extraction agents. In addition, the number of extraction stages in actual operation is few, and thus the equipment scale can be condensed; therefore, scandium can be recovered inexpensively.

BRIEF DESCRIPTION OF THE DRAWINGS

FIG. 1 shows the results when extracting scandium from an acidic solution containing calcium, magnesium and scandium, using an extraction agent of an example; and

FIG. 2 shows the results when extracting scandium from an acidic solution containing calcium, magnesium and scandium, using an extraction agent of a comparative example.

PREFERRED MODE FOR CARRYING OUT THE INVENTION

Although specific embodiments of the present invention will be explained in detail hereinafter, the present invention is in no way limited to the following embodiments, and can be implemented by adding appropriate modifications within the scope of the object of the present invention.

The present invention subjects an acidic solution containing calcium, magnesium and scandium to solvent extraction by way of an extraction agent consisting of an amide or amide derivative, and extracts the above-mentioned scandium from the above-mentioned acidic solution.

Extraction Solvent

The extraction agent consists of an amide derivative represented by the following general formula (I).



In the formula, substituents R^1 and R^2 each indicate the same or different alkyl groups. The alkyl group may be linear or branched chains. R^3 indicates a hydrogen atom or an alkyl group. With the present invention, by introducing an alkyl group to the backbone of the amide, it is possible to raise the lipophilicity and use as an extraction agent.

The above-mentioned amide derivative is at least any one of a glycine amide derivative, histidine amide derivative,

lysine amide derivative and aspartic acid amide derivative. In the case of the amide derivative being a glycine amide derivative, the above-mentioned glycine amide derivative can be synthesized by the following method. First, 2-halogenated acetyl halide is added to an alkyl amine of a structure represented by NHR^1R^2 (R^1 and R^2 are the same as the above-mentioned substituents R^1 and R^2), and a hydrogen atom of amine is substituted with the 2-halogenated acetyl by way of nucleophilic substitution reaction, thereby obtaining a 2-halogenated (N,N-di)alkyl acetamide.

Next, the above-mentioned 2-halogenated (N,N-di)alkyl acetamide is added to a glycine or N-alkylglycine derivative, and one of the hydrogen atoms of the glycine or N-alkylglycine derivative is substituted with (N,N-di)alkyl acetamide by way of nucleophilic substitution reaction. The glycine alkyl amide derivative can be synthesized by these two stages of reaction.

It should be noted that, if glycine is replaced with histidine, lysine or aspartic acid, it is possible to synthesize a histidine amide derivative, lysine amide derivative or aspartic acid amide derivative.

Extraction of Scandium

To extract scandium ions using an extraction agent synthesized by the above-mentioned method, an acidic aqueous solution containing the target scandium ions is adjusted, while adding and mixing this acidic aqueous solution to an organic solution of the above-mentioned extraction agent. It is thereby possible to selectively extract the target scandium

ions in the organic phase.

The organic solvent after extracting scandium ions was isolated, and to this was added a back extraction starting liquid for which the pH had been adjusted to be lower than the above-mentioned acidic aqueous solution and stirred, thereby extracting and separating the target scandium ions from the organic solvent, and further, the target scandium ions could be recovered in an aqueous solution by back extracting the target scandium ions from the organic solvent. As a back extraction solution, for example, an aqueous solution in which nitric acid, hydrochloric acid or sulfuric acid is diluted is favorably used. In addition, by appropriately changing the ratio of organic phase to aqueous phase, the scandium ions can be concentrated.

The organic solvent may be any kind so long as being a solvent in which the extraction agent and metal extracted species dissolve, and for example, chlorinated solvents such as chloroform and dichloromethane; aromatic hydrocarbons such as benzene, toluene and xylene; aliphatic hydrocarbons such as hexane; etc. can be exemplified. These organic solvents can be used individually, or two or more organic solvents can be mixed, and alcohols such as 1-octanol can be mixed therewith.

The concentration of the extraction agent can be set as appropriate according to the concentration of scandium. In addition, the stirring time and extraction temperature may be appropriately set according to the requirements of the acidic aqueous solution of scandium ions and the organic solution of

extraction agent.

In order to efficiently recover scandium from an acidic aqueous solution containing calcium, magnesium and scandium, it is preferable to add the organic solution of extraction agent while adjusting the pH of the acidic aqueous solution containing calcium, magnesium and scandium to at least 1 and no more than 4, and it is more preferable to add the organic solution of extraction agent while adjusting the above-mentioned pH to at least 1.5 and no more than 3.5. Since there is a possibility of not being able to sufficiently extract scandium if the pH is less than 1, it is not preferable. Since not only scandium, but also calcium and magnesium will be extracted if the pH exceeds 4, it is not preferable.

EXAMPLES

Hereinafter, the present invention will be explained in further detail by way of the Examples; however, the present invention is not subjected to any limitations in the following description.

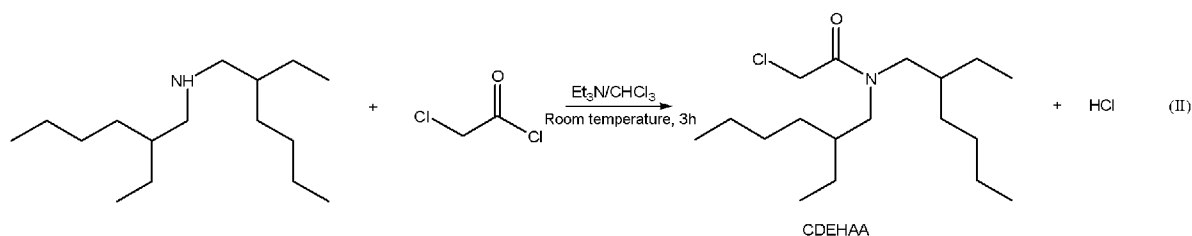
Example

(Synthesis of D2EHAG)

As one example of the scandium extraction agent consisting of an amide or amide derivative, a glycine amide derivative represented by the following general formula (I), i.e. N,N-di(2-ethylhexyl)acetamide-2-glycine to which two 2-ethylhexyl groups were introduced (N,N-di(2-ethylhexyl)acetamic-2-glycine is hereinafter referred to as "D2EHAG"), was synthesized.

The synthesis of D2EHAG was carried out in the following way. First, as shown in the following reaction formula (II), 2.41 g of commercially available di(2-ethylhexyl) amine (0.1 mol) and 1.01 g of triethyl amine (0.1 mol) were isolated, dissolved by adding chloroform to this, then in succession stirred while maintaining at a temperature in an ice bath, and 13.5 g of 2-chloroacetyl chloride (0.12 mol) was slowly added by dropping. After adding by dropping completed, it was stirred for 3 hours at room temperature. After stirring completed, it was washed once with 1 mol/L hydrochloric acid, subsequently washed several times with ion exchange water, and then the chloroform phase was isolated.

Next, anhydrous sodium sulfate was added in the appropriate amount (about 10 to 20 g), and after evaporating, was filtered under reduced pressure, and the solvent was distilled in an evaporator, thereby obtaining 29.1 g of yellow liquid. The structure of this yellow liquid (reaction product) was identified using a nuclear magnetic resonance instrument (NMR), upon which the above-mentioned yellow liquid was confirmed as being 2-chloro-N,N-di(2-ethylhexyl)acetamide (hereinafter referred to as "CDEHAA"). It should be noted that the yield of CDEHAA was 85% relative to di(2-ethylhexyl)amine, which was the source material.



Next, as shown in the below reaction formula (III), while stirring at room temperature a solution arrived at by adding methanol to dissolve 8.0 g of sodium hydroxide (0.2 mol), and further adding 15.01 g of glycine (0.2 mol), 12.72 g of the above-mentioned CDEHAA (0.04 mol) was slowly added by dropping. After adding by dropping completed, it was stirred for 15 hours while maintaining at 60°C. After stirring was finished, the solvent in the reaction liquid was distilled using an evaporator, and chloroform was added to the residue to dissolve. After adding sulfuric acid to this solution to make acidic with a pH of about 1 to 5, it was washed several times with ion exchange water, and the chloroform was isolated.

An appropriate amount of anhydrous magnesium sulfate was added to dehydrate this chloroform phase, and was filtered. The solvent was removed under reduced pressure again to obtain 12.5 g of yellow paste. The yield based on the amount of the above-mentioned CDEHAA was 87%. The structure of the yellow paste was identified by NMR and elemental analysis, upon which it was confirmed to be D2EHAG. The extraction agent of the Example was obtained through the above-mentioned process.



(Extraction of Scandium)

Using the above-mentioned extraction agent, extraction separation of scandium was carried out. The composition of the

source liquid was 4.5 mg/l of scandium, 2.4 mg/l of magnesium and 4.0 mg/l of calcium.

The above-mentioned source liquid was isolated 3 ml at a time, a n-dodecane solution containing various types of sulfuric acid acidic solutions for which the pH was adjusted to 1.0 to 4.0 by adding sulfuric acid to this, and 0.01 mol/L extraction agent in the same volume (3 ml) as this was added to a test tube, placed inside a constant temperature storeroom at 25°C and shaken for 24 hours. At this time, the pH of the sulfuric acidic solution was adjusted using ammonium nitrate, ammonia and nitric acid with a concentration of 1 mol/L.

After shaking, the aqueous phase was isolated, and the scandium concentration, calcium concentration and magnesium concentration were measured using ICP-AES. In addition, the organic phase was back extracted using 2 mol/L nitric acid. Then, the scandium concentration, calcium concentration and magnesium concentration in the back extract phase were measured using ICP-AES. From these measurement results, the extraction rates of scandium, calcium and magnesium were obtained, defining in amount of material in organic phase/(amount of material in organic phase + amount of material in aqueous phase). These results are shown in FIG. 1. The horizontal axis in FIG. 1 is the pH of the sulfuric acid acidic solution, and the vertical axis is the extraction rate of scandium, calcium or magnesium. In the graph, the diamonds indicate the extraction rate of scandium, the squares indicate the extraction rate of calcium, and the triangles indicate the

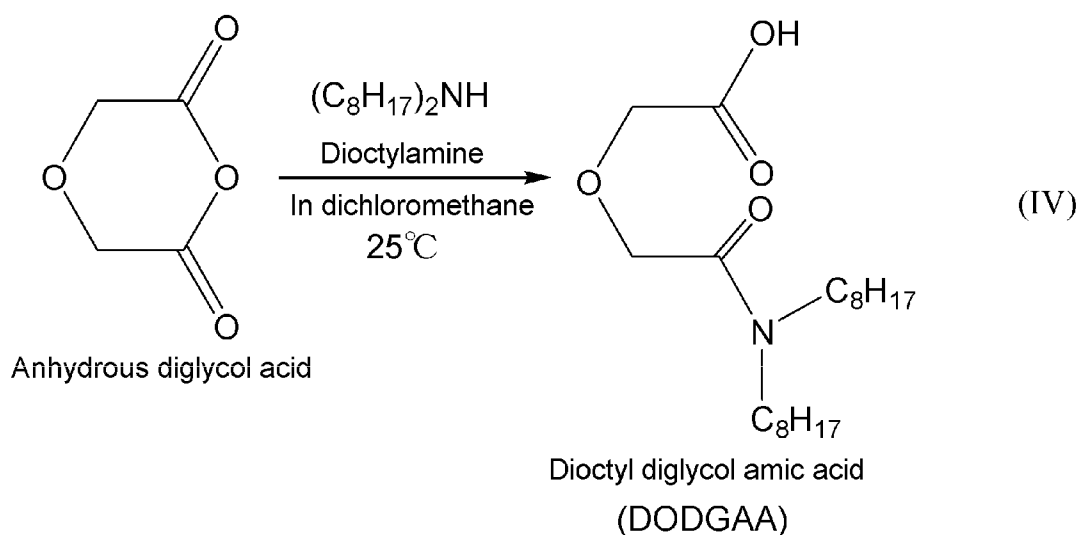
extraction rate of magnesium.

Comparative Example

(Synthesis of DODGAA)

N,N-dioctyl-3-oxapentane-1,5-amic acid (hereinafter referred to as "DODGAA"), which is a conventional, known rare earth metal extraction agent, was used as the extraction agent of the Comparative Example.

The synthesis of DODGAA was carried out as follows. First, as shown in the below reaction formula (IV), 4.2 g of anhydrous diglycol acid was taken in a round-bottom flask, and 40 ml of dichloromethane was placed thereto to make a suspension. Subsequently, 7 g of dioctylamine (98% purity) was dissolved in 10 ml of dichloromethane, and was slowly added with a dropping funnel. While stirring at room temperature, anhydrous diglycol acid reacted and it was confirmed that the solution become transparent, and thus reaction completed.



Next, the above-mentioned solution was washed with water, and the water-soluble impurities were removed. Then, sodium sulfate was added as a dehydrating agent to the solution after

water washing. Then, the solution was suction filtered, and subsequently the solvent was evaporated using an evaporator. Then, after recrystallized (three times) using hexane, it was vacuum dried. The recovered amount of the obtained substance was 9.57 g, and the yield based on the above-mentioned anhydrous diglycol acid was 94.3%. Then, the structure of the obtained substance was identified by way of NMR and elemental analysis, upon which it was confirmed to be at least 99% purity DODGAA.

(Extraction of Scandium)

Scandium was extracted by the same method as the Example, except for the extraction agent being DODGAA. The results are shown in FIG. 2. The horizontal axis in FIG. 2 is the pH of the sulfuric acid acidic solution, and the vertical axis is the extraction rate of scandium, calcium or magnesium. In the graph, the diamonds indicate the extraction rate of scandium, the squares indicate the extraction rate of calcium, and the triangles indicate the extraction rate of magnesium.

Results

It has been confirmed that, by using the extraction agent (D2EHAG) of the Example, scandium could be extracted at a high extraction rate in a wide pH range, and could consequently be separated from magnesium and calcium (FIG. 1). On the other hand, with the extraction agent (DODGAA) of the Comparative Example, if the pH was not at least 2.5, a scandium extraction rate enough to satisfy in an industrial sense could not be obtained, and from this it was confirmed that, not only

2013233618 21 Jan 2016

- 16 -

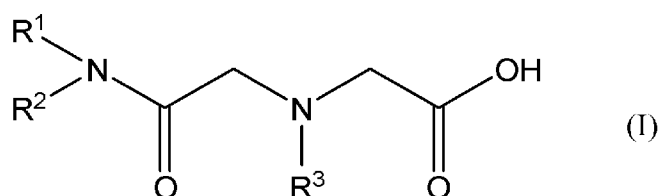
scandium, but also magnesium and calcium, which are impurities, were extracted, and separation was difficult (FIG. 2).

The reference in this specification to any prior publication (or information derived from it), or to any matter which is known, is not, and should not be taken as an acknowledgment or admission or any form of suggestion that that prior publication (or information derived from it) or known matter forms part of the common general knowledge in the field of endeavour to which this specification relates.

Throughout this specification and the claims which follow, unless the context requires otherwise, the word "comprise", and variations such as "comprises" and "comprising", will be understood to imply the inclusion of a stated integer or step or group of integers or steps but not the exclusion of any other integer or step or group of integers or steps.

CLAIMS

1. A scandium extraction method comprising: subjecting an acidic solution containing calcium, magnesium and scandium to solvent extraction by way of an extraction agent consisting of an amide derivative represented by the following general formula (I).



(In the formula, R1 and R2 each represent the same or different alkyl groups.
The alkyl group may be either linear or a branched chain. R3 represents a hydrogen atom or alkyl group.)

2. The scandium extraction method according to claim 1, wherein the amide derivative is at least any one of a glycine amide derivative, histidine amide derivative, lysine amide derivative and aspartic acid amide derivative.

3. The scandium extraction method according to claim 1 or 2, wherein the acidic solution is subjected to the solvent extraction while adjusting the pH of the acidic solution to the range of 1 to 4.

4. The scandium extraction method according to any one of claims 1 to 3, wherein the acidic solution is a solution formed by mixing sulfuric acid with nickel oxide ore to leach out nickel.

FIG. 1

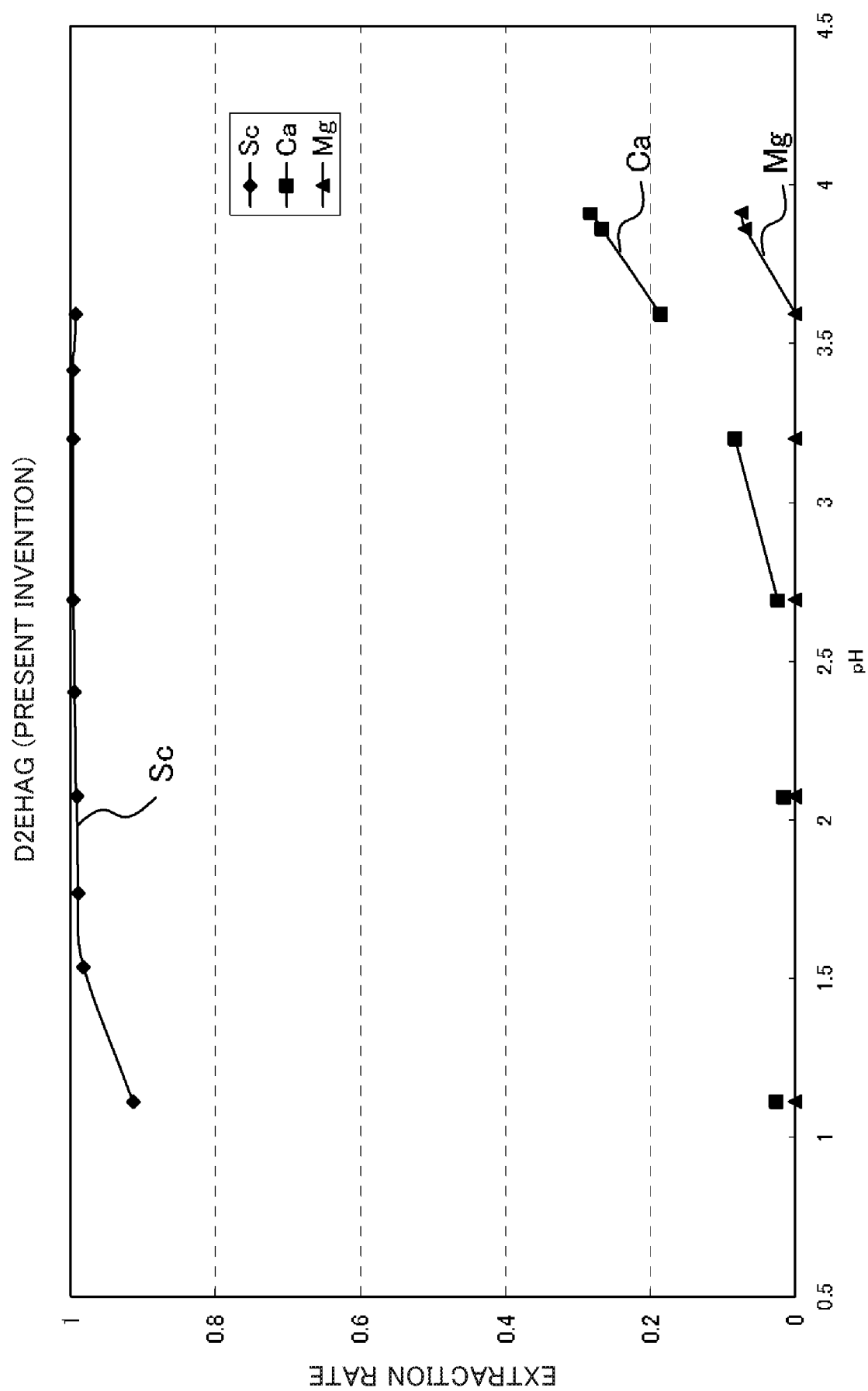


FIG. 2

DODGAA (CONVENTIONAL EXAMPLE)

