United States Patent

[11] **3,556,187**

[72] Inventor **Elizabeth J. Speakes**
4901 Seminary Road, Alexandria, Va. 22311

[21] Appl. No. **762,577**
[22] Filed **Sept. 25, 1968**
[45] Patented **Jan. 19, 1971**

[54] **LADIES HANDBAGS**
1 Claim, 2 Drawing Figs.

[52] **U.S. Cl.** **150/28**
[51] **Int. Cl.** **A45c 3/06**
[50] **Field of Search** 150/28, 28.1

[56] **References Cited**

FOREIGN PATENTS

111,393	7/1964	Czechoslovakia	150/28.1
1,131,228	10/1956	France	150/28

Primary Examiner—Donald F. Norton

ABSTRACT: A ladies handbag having a transparent covering and removable decorative panels inserted between the covering and sides of the handbag.

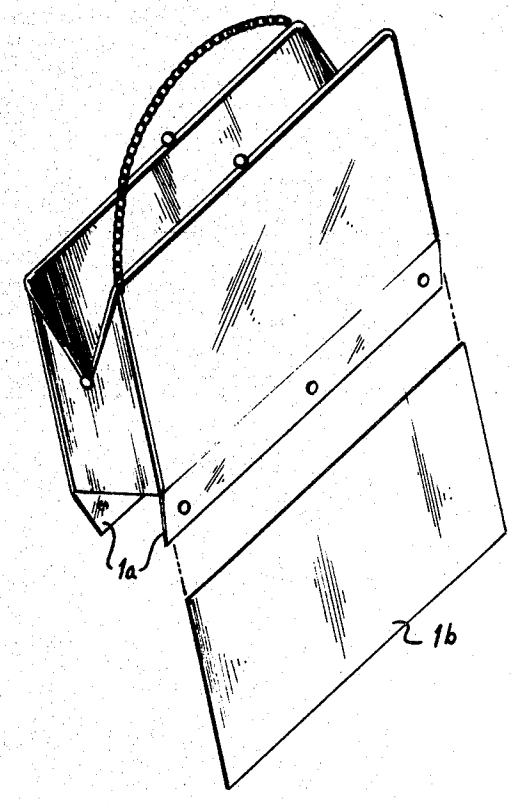

PATENTED JAN 19 1971

3,556,187

Fig. 1

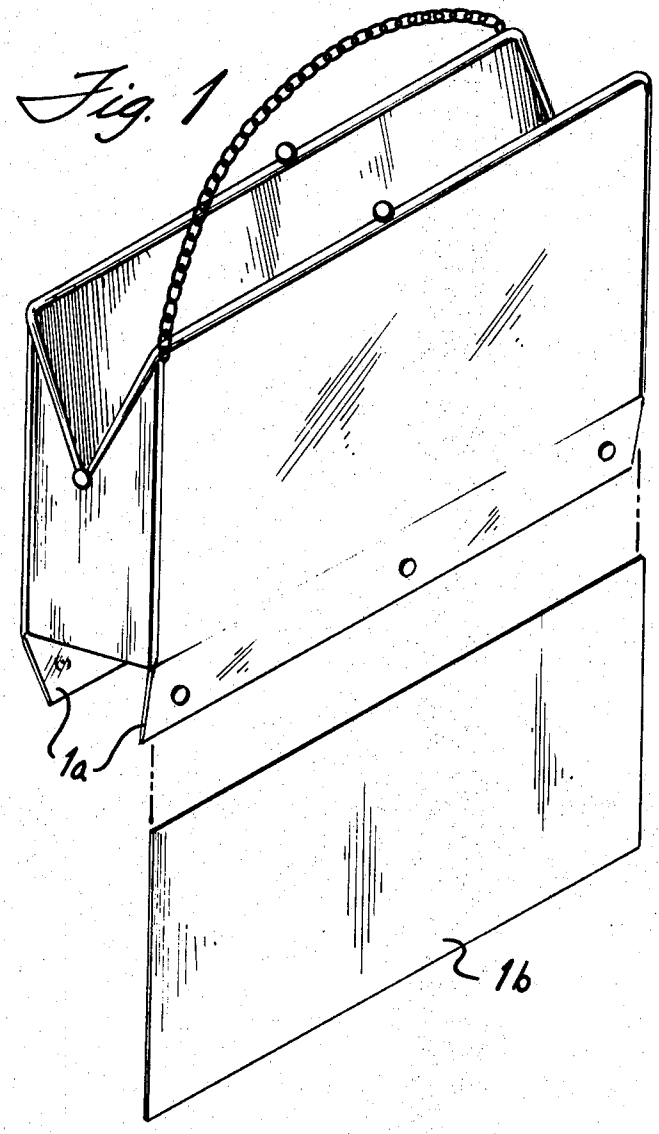

Fig. 2

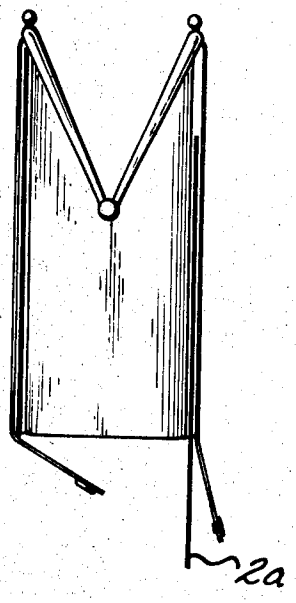

INVENTOR

ELIZABETH J. SPEAKES

LADIES HANDBAGS

The disclosed ladies handbag is convertible and complete with interchangeable panels which can be colored, covered etc., to the ladies desire.

OBJECTIVES AND ADVANTAGES

The ladies handbag is for the fashion-conscious, budget-wise woman, who enjoys todays color-coordinated fashion.

The ladies handbag is, one of the most important accessories in a woman's wardrobe, that she can color to match her shoes, or cover to match the dress that she has just created.

CONSTRUCTION

The basic handbag is constructed to any size or shape, as the lady desires, or as the day's fashion dictates.

FIG. 1, of the accompanying drawings, shows the basic bag constructed with a transparent plastic (or like material) covering, which extends 1½inches to 2 inches below the base of the bag, **1***a*, and is attached (sewed, glued, heat sealed, etc.) or permanently affixed to the sides and top of the bag, (front and back) leaving the bottom free for easy insertion of a

lightweight plastic (or like material) panel, l*b*, to be inserted at will.

FIG. **2** shows the side view of the hand bag with the panel, **2***a* partially inserted.

After insertion of the panel; snap, or fasten in any conventional manner, the extension, l*a*, (front and back) of the transparent covering, to the bottom of the bag.

For the color coordinated look of the day, simply unfasten the covering from the bottom of the bag, insert the panel, which has been colored, covered, etc., and fasten back in place.

I claim:

1. In combination with a handbag having a base and front and back sides, a transparent covering attached to the side edges and top edge of each side of said bag and being free of attachment to the bottom edges of said sides, said covering having extensions extending below said base of said bag on each side, a removable, light weight decorative panel inserted between said covering and said bag on each side, thereof, and means for securing said extensions to said bottom of said bag.