

No. 708,547.

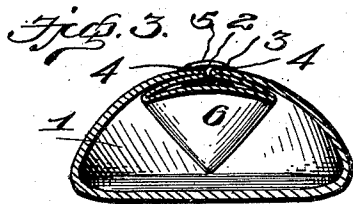
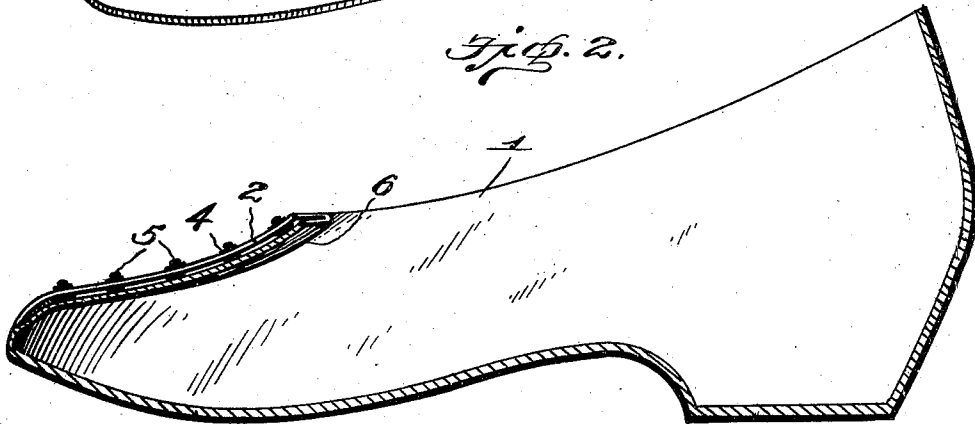
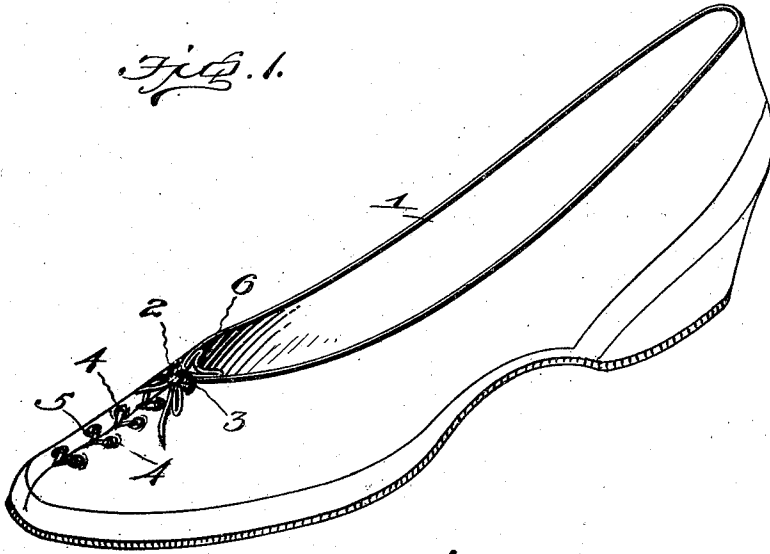
Patented Sept. 9, 1902.

H. A. HAMILTON & F. H. CRAWFORD.

OVERSHOE.

(Application filed June 20, 1901.)

(No Model.)



Witnesses
E. Hunt
E. Wilson

By A. B. Wilson
Attorneys

Inventors
H. A. Hamilton
F. H. Crawford

UNITED STATES PATENT OFFICE.

HENRY A. HAMILTON AND FRANK H. CRAWFORD, OF EMLENTON,
PENNSYLVANIA.

OVERSHOE.

SPECIFICATION forming part of Letters Patent No. 708,547, dated September 9, 1902.

Application filed June 20, 1901. Serial No. 65,270. (No model.)

To all whom it may concern:

Be it known that we, HENRY A. HAMILTON and FRANK H. CRAWFORD, citizens of the United States, residing at Emlenton, in the county of Venango and State of Pennsylvania, have invented certain new and useful Improvements in Overshoes; and we do declare the following to be a full, clear, and exact description of the invention, such as will enable others skilled in the art to which it appertains to make and use the same.

This invention relates to improvements in overshoes.

The object of the invention is to provide a rubber or waterproof overshoe so constructed as to be laced to fit snugly and securely upon the foot of the wearer, which will appear neat and dressy, and which may be readily turned inside out to dislodge dirt and dust when cleaning becomes necessary.

With these and other objects in view the invention consists of certain novel features of construction, combination, and arrangement of parts, as will be hereinafter more fully described, and particularly pointed out in the appended claim.

In the accompanying drawings, Figure 1 is a perspective view of an overshoe embodying the invention. Fig. 2 is a central longitudinal section taken on a line between the meeting edges of the toe portion of the upper, and Fig. 3 is a cross-section through the toe portion of the upper.

Referring more particularly to the drawings, the numeral 1 represents a low-quarter rubber or overshoe, the toe portion of the upper of which is in accordance with the invention centrally longitudinally divided from its upper edge to a point adjacent to the toe of the sole to form meeting edges 2 and 3, having eyelets 4 passed therethrough for the reception of the lacing 5 for drawing said meeting edges together after the manner of the divided upper of a laced shoe. Formed integrally with or secured to the meeting edges 2 and 3 is a flexible underlying flap 6, folded in V-shaped form, which covers the space or crevice between said edges when the overshoe is applied to the foot and laced up

and prevents the entrance of water, dust, and dirt.

When the overshoe is applied to the foot and is laced up, the flap 6 folds snugly between the toe portions of the shoe and overshoe and being thin and flexible prevents undue pressure upon and cramping of the toes of the foot and at the same time effectually covers the space between the meeting edges 2 and 3 and prevents the entrance of dust and moisture. When the meeting edges of the toe of the overshoe are drawn together by the lacing, the overshoe is fitted more firmly and securely to the foot than overshoes of ordinary construction and a much more neat and dressy appearance is secured. Wear upon the toe of the overshoe is also lessened by providing for a snug fit.

By removing the lacing the overshoe may be readily and conveniently turned inside out to remove dust and dirt, the stretching out of the flap permitting of the folding of the upper outwardly to expose the inside of the upper and entire upper surface of the sole.

The overshoe may be made of any desirable material suitable for the purpose.

Having thus fully described our invention, what we claim as new, and desire to secure by Letters Patent, is—

An overshoe having a reversible upper with a slit extending the entire length of the central portion of the front of the upper and approximating to the sole of the shoe, a folded vamp or gusset of rubber formed integral with the under meeting edges of the slit whereby the upper is adapted to be wholly turned inside out and over the sole of the shoe and then re-turned to its normal position by means of the expansible and contractible action of said vamp or gusset, substantially as specified.

In testimony whereof we have hereunto set our hands in presence of two subscribing witnesses.

HENRY A. HAMILTON.
FRANK H. CRAWFORD.

Witnesses:

JNO. F. FOX,
JOHN A. CURTIS.