



US00D686348S

(12) **United States Design Patent**  
**Martin et al.**

(10) **Patent No.:** **US D686,348 S**

(45) **Date of Patent:** **\*\* Jul. 16, 2013**

(54) **ANGLED TRIANGULAR PANEL FOR CEILINGS**

(75) Inventors: **Guillaume Martin**, Rochetoirin (FR);  
**Ryan Grey Smith**, Seattle, WA (US)

(73) Assignee: **3form, Inc.**, Salt Lake City, UT (US)

(\*\*) Term: **14 Years**

(21) Appl. No.: **29/419,249**

(22) Filed: **Apr. 26, 2012**

(51) **LOC (9) Cl.** ..... **25-01**

(52) **U.S. Cl.**

USPC ..... **D25/138**

(58) **Field of Classification Search**

USPC ..... D25/138, 157, 150, 58; 52/222, 220.6,  
52/236.1, 313, 390, 506.01, 506.06, 506.08,  
52/22, 506.07; 428/51, 52, 106

See application file for complete search history.

(56) **References Cited**

**U.S. PATENT DOCUMENTS**

D244,547 S \* 5/1977 Tellman et al. .... D25/150  
D373,831 S \* 9/1996 Lechleiter et al. .... D25/58  
6,807,785 B2 \* 10/2004 Lynch et al. .... 52/506.06  
6,834,467 B2 \* 12/2004 Gulbrandsen et al. .... 52/506.07

D513,537 S \* 1/2006 Gulbrandsen ..... D25/150  
D533,284 S \* 12/2006 Bledsoe et al. .... D25/138  
7,406,802 B2 \* 8/2008 Stackenwalt et al. .... 52/222  
D585,571 S \* 1/2009 Zeilinger et al. .... D25/138  
7,681,370 B2 \* 3/2010 Waters et al. .... 52/506.08

\* cited by examiner

*Primary Examiner* — Doris Clark

(74) *Attorney, Agent, or Firm* — Workman Nydegger

(57) **CLAIM**

The ornamental design for an angled triangular panel for ceilings, as shown and described.

**DESCRIPTION**

FIG. 1 is a perspective environmental view of an angled triangular panel for ceilings;

FIG. 2 is a perspective view thereof;

FIG. 3 is a top plan view thereof;

FIG. 4 is a bottom plan view thereof;

FIG. 5 is a right elevational view thereof;

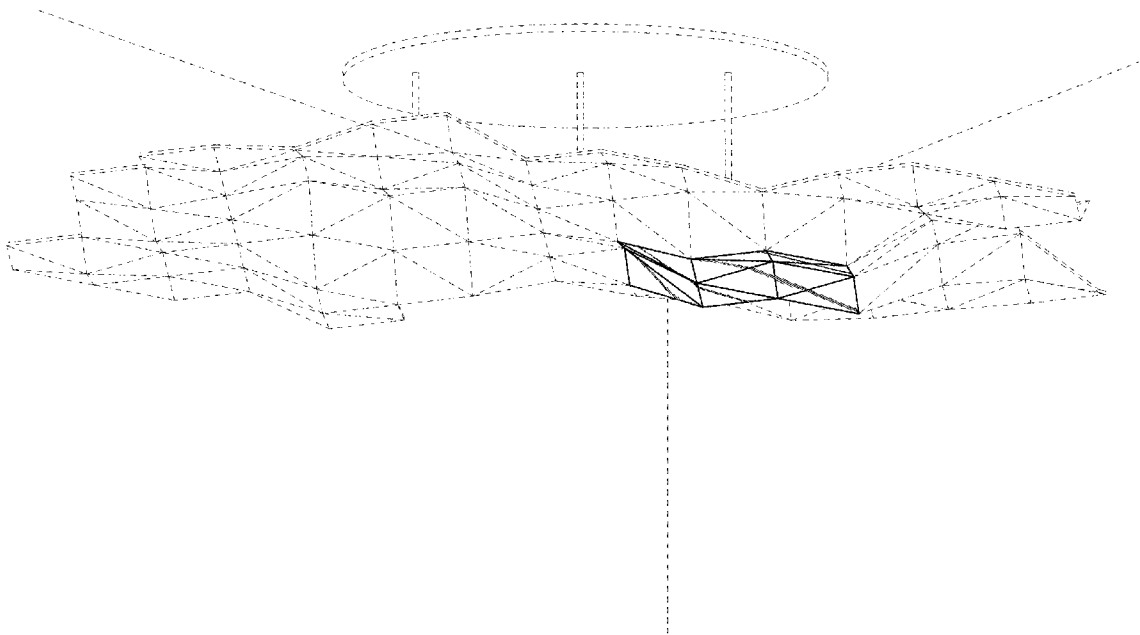
FIG. 6 is a left elevational view thereof;

FIG. 7 is a front elevational view thereof; and,

FIG. 8 is a rear elevational view thereof.

The broken lines included in the drawings are for illustrative or environmental purposes and form no part of the claimed design.

**1 Claim, 8 Drawing Sheets**



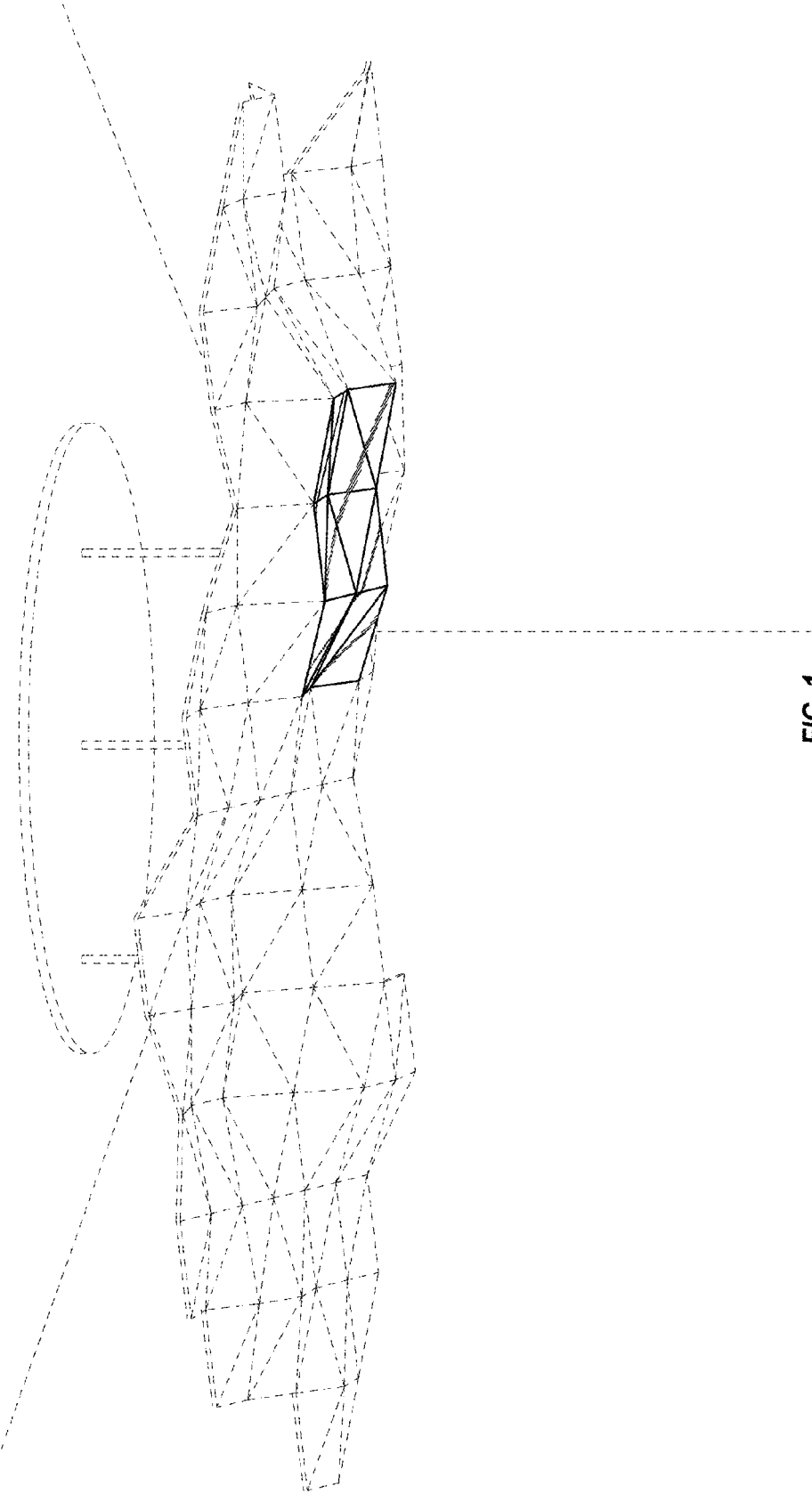


FIG. 1

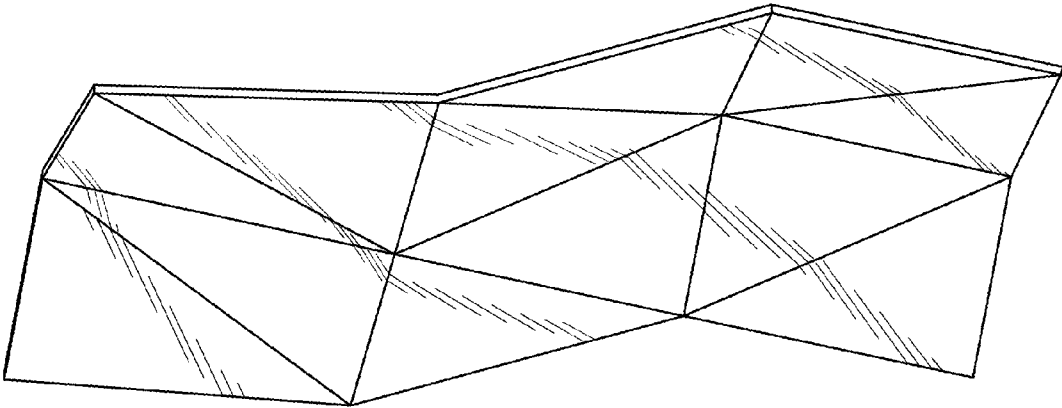


FIG. 2

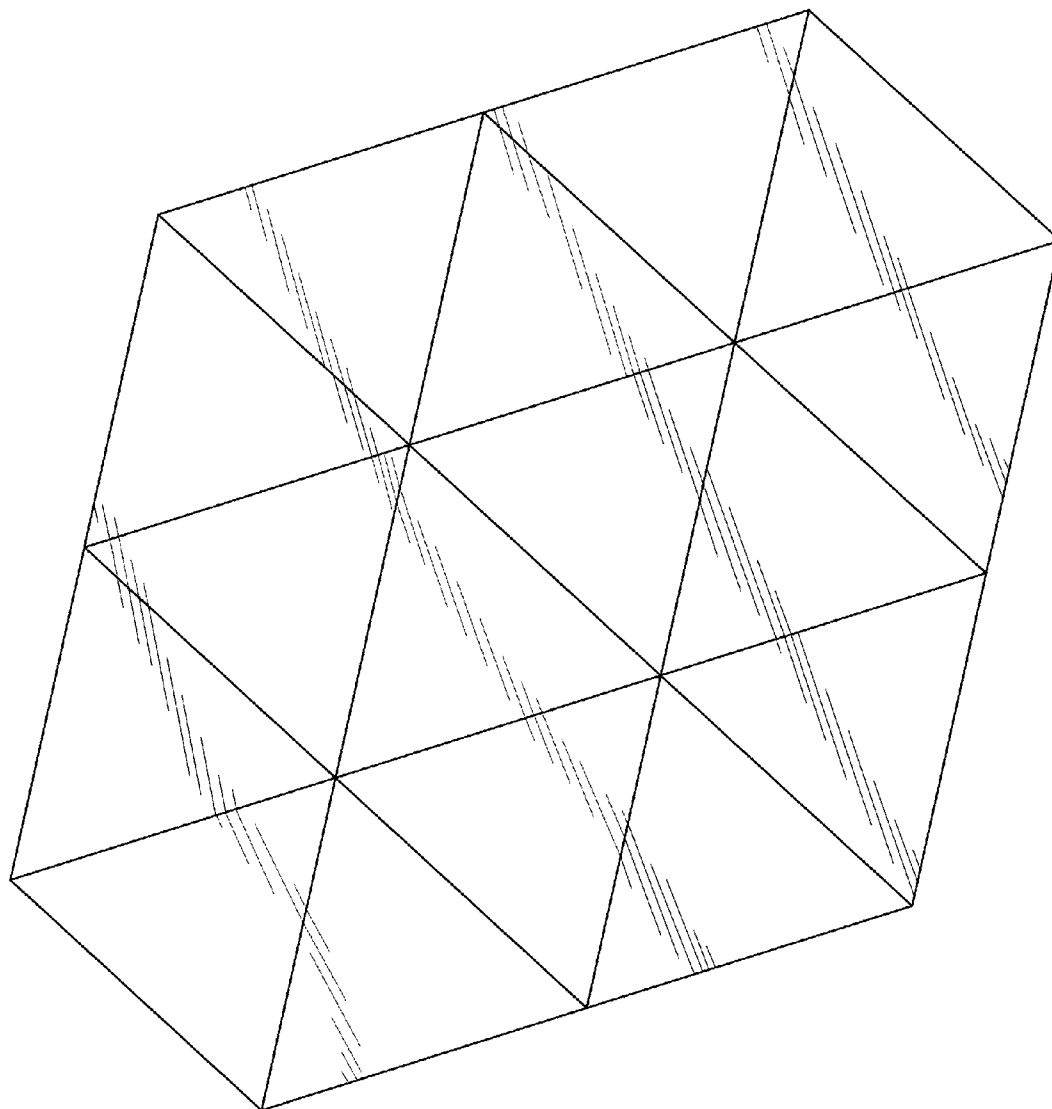


FIG. 3

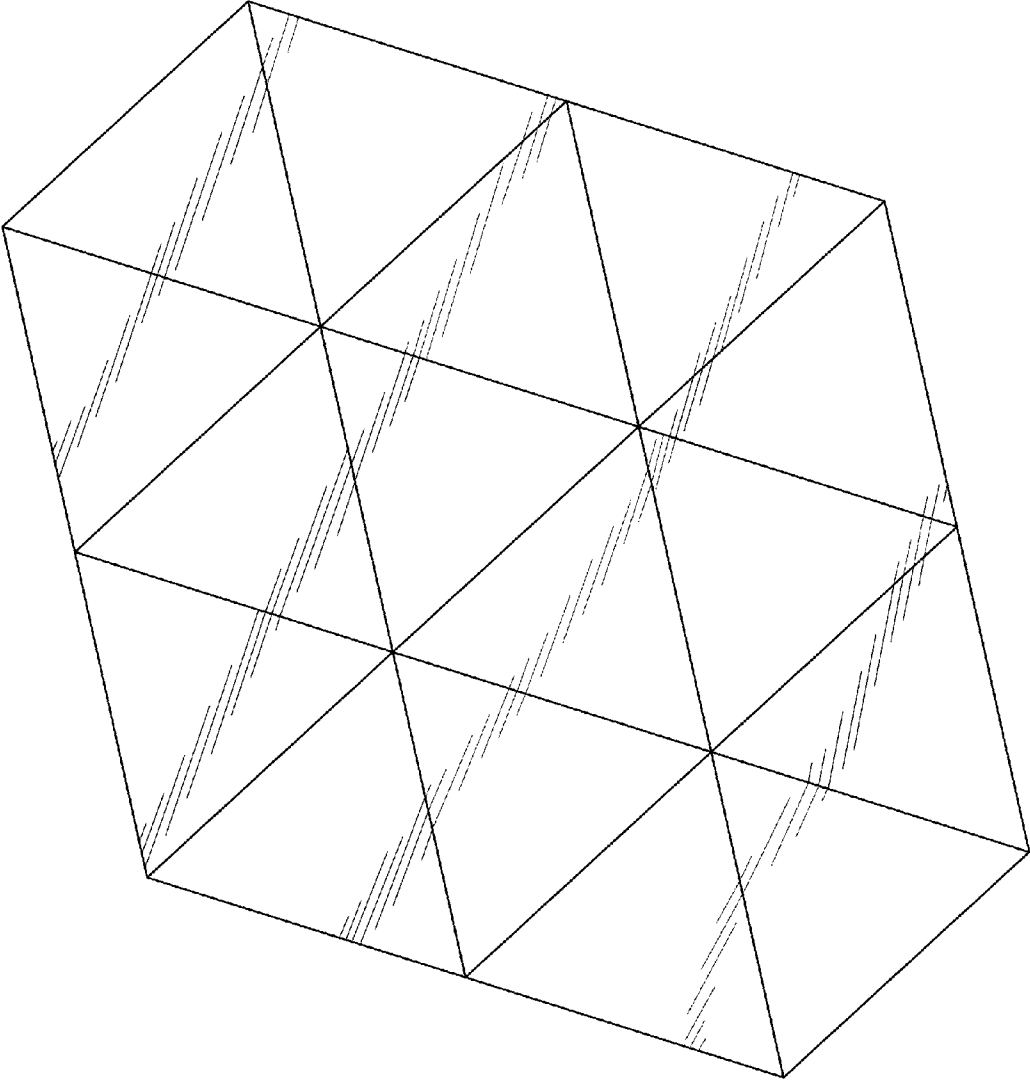


FIG. 4

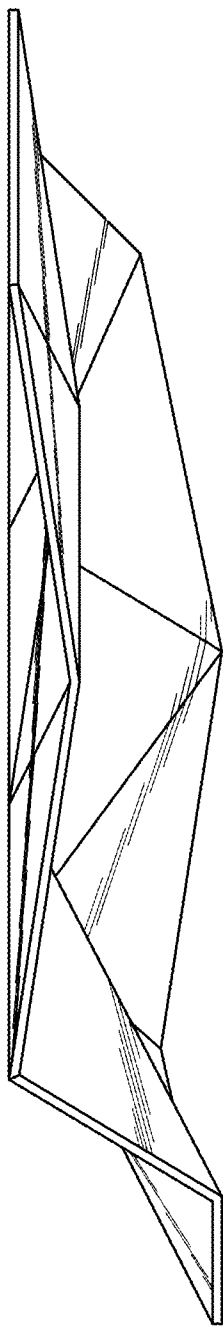


FIG. 5

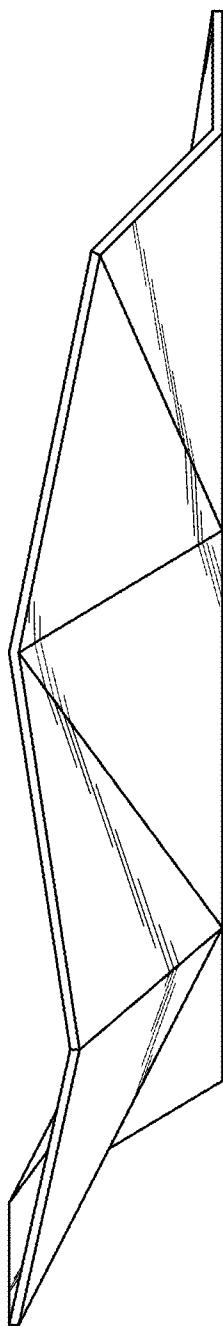


FIG. 6

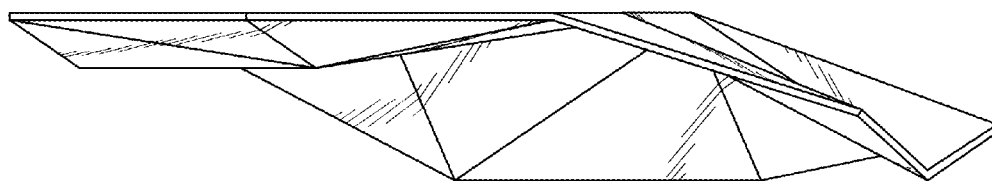


FIG. 7

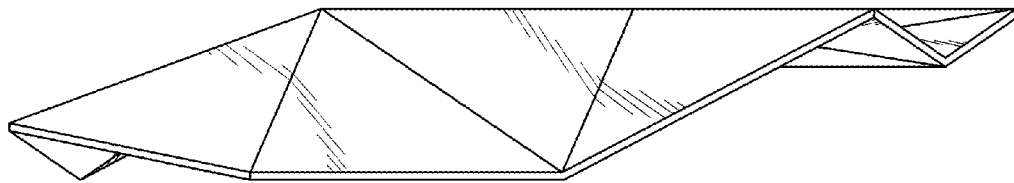


FIG. 8