



US00D916590S

(12) **United States Design Patent**
Albright et al.

(10) **Patent No.:** **US D916,590 S**

(45) **Date of Patent:** **** *Apr. 20, 2021**

(54) **SHELL**

(71) Applicant: **Stolle Machinery Company, LLC**,
Centennial, CO (US)

(72) Inventors: **Steven Todd Albright**, Covington, OH
(US); **Robert Joseph Will**, Maria Stein,
OH (US); **Dennis Cornelius Stammen**,
Brookville, OH (US)

(73) Assignee: **Stolle Machinery Company, LLC**,
Centennial, CO (US)

(*) Notice: This patent is subject to a terminal dis-
claimer.

(**) Term: **15 Years**

(21) Appl. No.: **29/691,567**

(22) Filed: **May 17, 2019**

(51) **LOC (13) Cl.** **09-07**

(52) **U.S. Cl.**
USPC **D9/435**

(58) **Field of Classification Search**
USPC D7/392.1, 601, 602, 612, 615, 629, 705,
D7/706; D9/434, 435, 438, 447, 449,
D9/450, 451, 454, 500, 502, 503, 504,
D9/516, 520, 530, 537, 539, 542, 549,
D9/550, 551, 763-783, 903

CPC ... B65D 1/00; B65D 1/02; B65D 1/10; B65D
1/12; B65D 1/14; B65D 1/40; B65D
1/44; B65D 1/023; B65D 1/0223; B65D
1/165; B65D 1/246; B65D 25/00; B65D
2585/56; B65D 41/00; B65D 41/56;
B65D 41/62; B65D 47/06; B65D 47/08;
B65D 2543/00046; B65D 2543/00064;
B65D 2543/00074; B65D 2543/00083;
B65D 2543/00092; B65D 2543/00096;
B65D 2543/00101; B65D 2543/00296

See application file for complete search history.

(56) **References Cited**

U.S. PATENT DOCUMENTS

D32,681 S *	5/1900	Morgenthaler	D9/434
3,115,985 A *	12/1963	Fried	B65D 17/503
				220/277
D199,548 S *	11/1964	Zundel	D9/438
3,251,515 A *	5/1966	Henchert	B65D 17/502
				222/487
D206,500 S *	12/1966	Nissen et al.	D9/438
D224,962 S *	10/1972	Saunders	D9/438
D246,157 S *	10/1977	Kocour	D9/438
4,093,102 A	6/1978	Kraska	
D255,424 S *	6/1980	Bathurst	D9/438
D257,228 S *	10/1980	Saunders	D9/438
D263,802 S *	4/1982	Fraze	D9/438
D275,373 S *	9/1984	Brown	D9/438
D282,616 S *	2/1986	Gallagher	D7/392.1
D285,661 S *	9/1986	Brownbill	D9/435
4,749,100 A *	6/1988	Eberhart	B65D 43/0212
				220/258.2
D300,608 S *	4/1989	Taylor	D9/438

(Continued)

Primary Examiner — Jasmine Mlinarcik

(74) Attorney, Agent, or Firm — Eckert Seamans Cherin
& Mellott, LLC

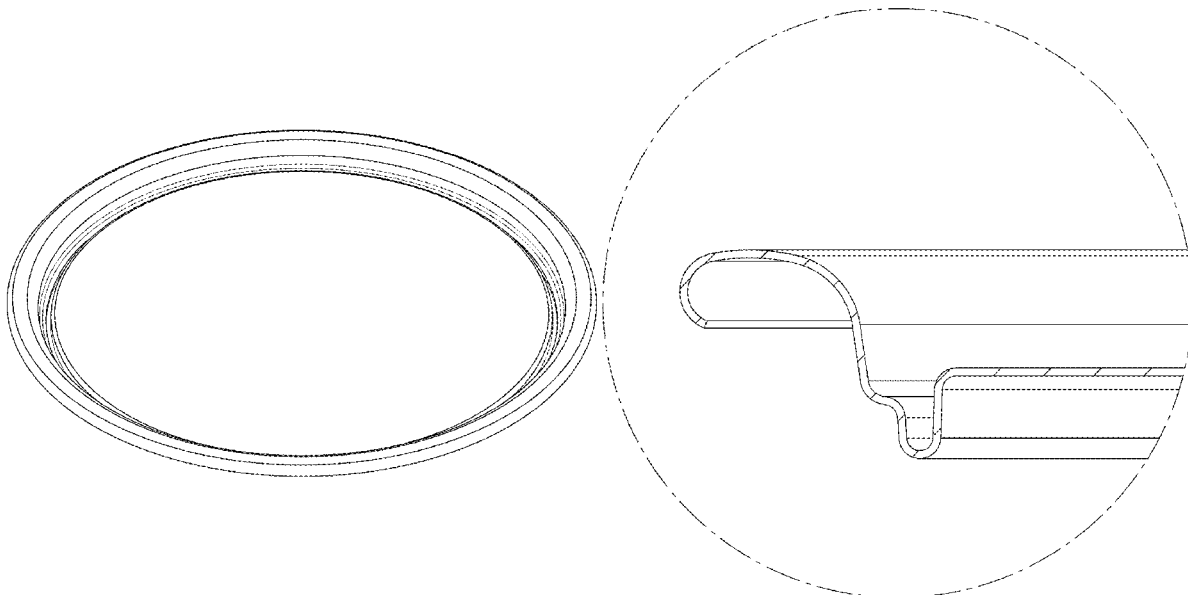
(57) **CLAIM**

The ornamental design for a shell, as shown and described.

DESCRIPTION

FIG. 1 is a top isometric view of a shell;
FIG. 2 is a bottom isometric view of the shell;
FIG. 3 is a cross-sectional side view of the shell taken from
line 3-3 in FIG. 6;
FIG. 4 is an enlarged detail view of the shell taken from line
4 in FIG. 3;
FIG. 5 is a side elevation view of the shell;
FIG. 6 is a top plan view of the shell; and,
FIG. 7 is a bottom plan view of the shell.

1 Claim, 5 Drawing Sheets



US D916,590 S

(56)

References Cited

U.S. PATENT DOCUMENTS

D304,302 S *	10/1989	Dalli	D9/438	6,761,280 B2 *	7/2004	Zonker	B65D 17/08 220/269
4,893,725 A *	1/1990	Ball	B29C 45/14344 220/269	D495,600 S *	9/2004	Kouri	D9/435
D310,025 S *	8/1990	Foley	D9/772	D562,684 S *	2/2008	Brashear	D9/454
D312,404 S *	11/1990	Bray	D9/438	D641,239 S *	7/2011	Ramsey	B65D 1/12 D9/435
5,149,238 A *	9/1992	McEldowney	B21D 51/44 413/8	D641,622 S *	7/2011	Fields	D7/387
5,356,256 A *	10/1994	Turner	B21D 51/383 413/8	D643,718 S *	8/2011	Fields	D9/435
D352,898 S *	11/1994	Vacher	D9/438	D653,109 S *	1/2012	Stammen	B65D 17/4011 D9/438
D385,192 S *	10/1997	Hurst	D9/438	D669,781 S *	10/2012	Fields	D9/435
D396,635 S *	8/1998	McEldowney	D9/438	8,684,211 B1	4/2014	Stammen	
D402,555 S *	12/1998	McEldowney	D9/439	9,016,504 B2 *	4/2015	McClung	B21D 51/383 220/271
D415,425 S *	10/1999	Turner	D9/438	D744,861 S *	12/2015	Fortner	D9/772
D452,155 S *	12/2001	Stodd	D9/434	D767,329 S *	9/2016	Mock	D7/392.1
6,386,013 B1 *	5/2002	Werth	B21D 51/38 72/348	D770,895 S *	11/2016	Brown	D7/900
6,460,723 B2 *	10/2002	Nguyen	B21D 51/38 220/619	D774,887 S *	12/2016	Torrison	D9/416
D471,453 S *	3/2003	Stodd	D9/434	9,573,183 B2 *	2/2017	McClung	B21D 51/2653
				9,616,483 B2 *	4/2017	Stammen	B21D 37/10
				D816,500 S *	5/2018	Torrison	D9/454
				D850,291 S *	6/2019	Bidzinashvili	D9/772
				2013/0098925 A1 *	4/2013	Dunwoody	B21D 51/44 220/604

* cited by examiner

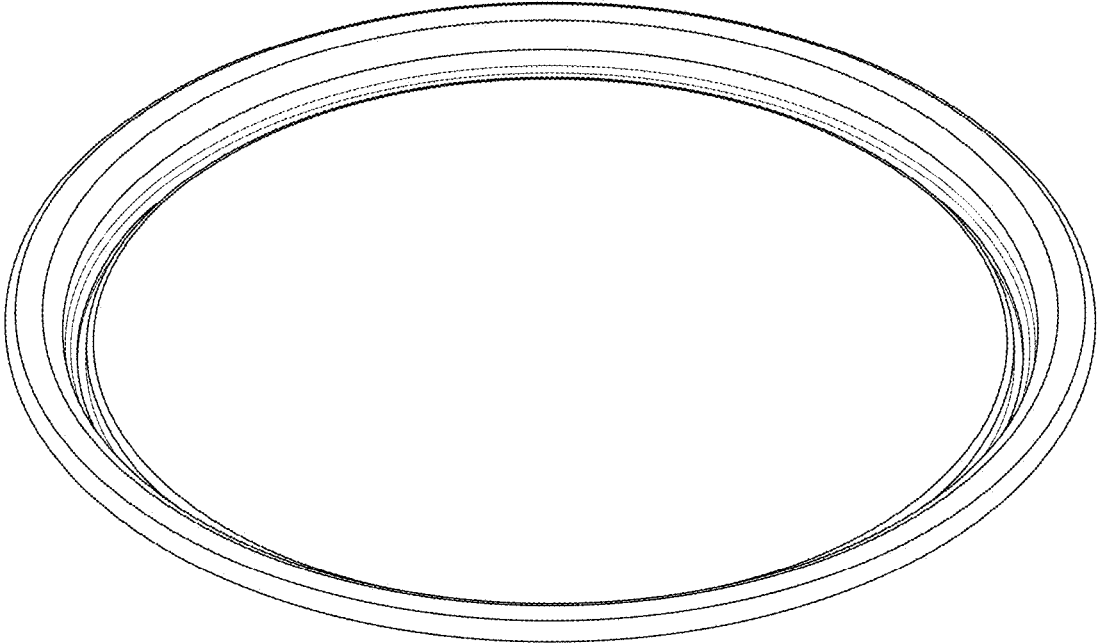


FIG. 1

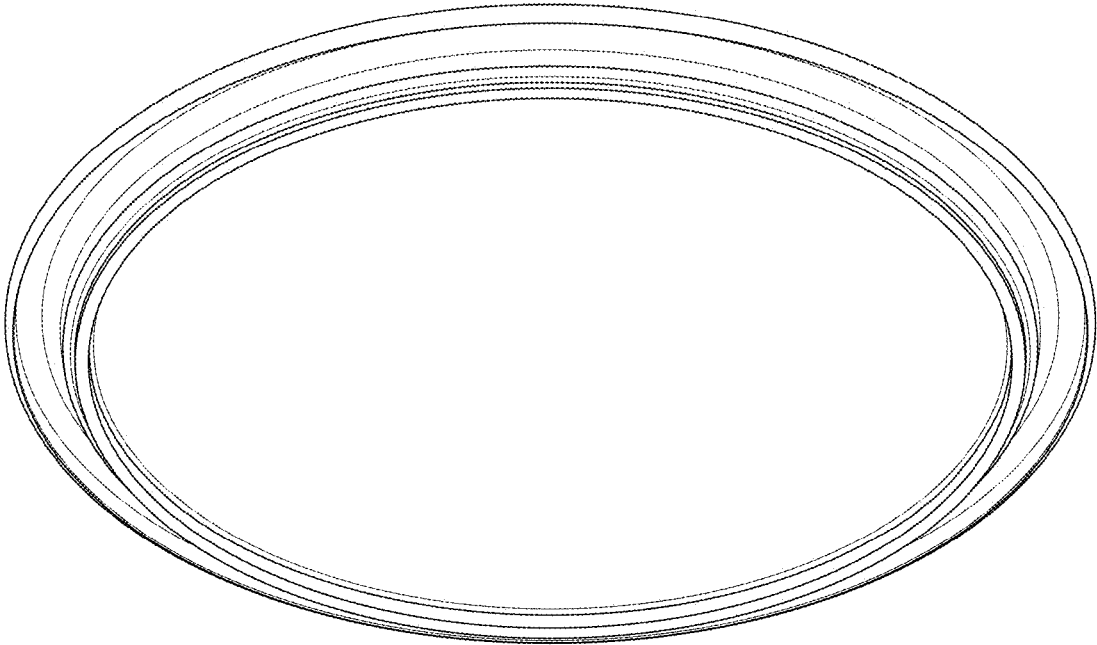
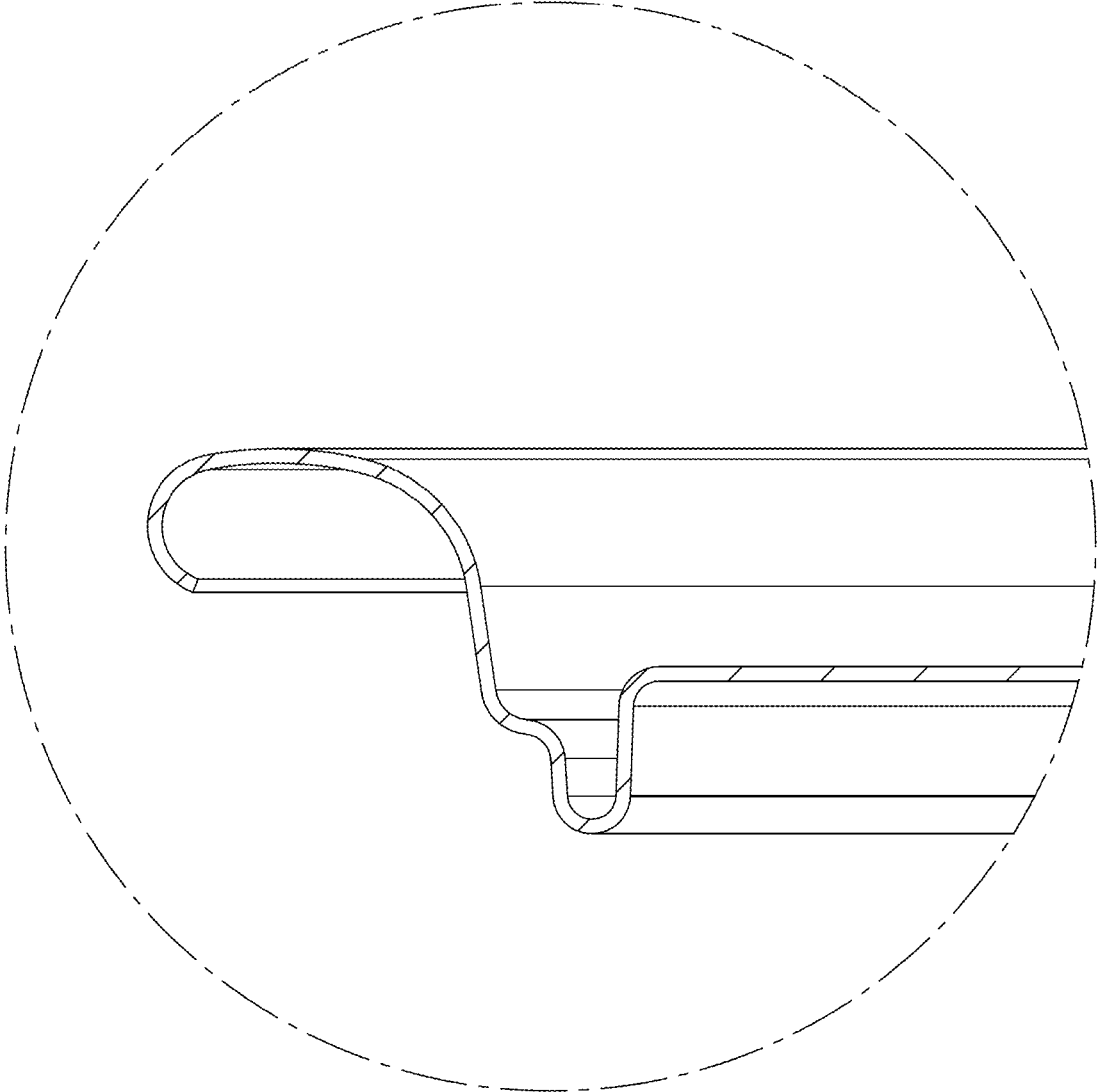


FIG. 2






FIG. 5




FIG. 6




FIG. 7