



- (51) **International Patent Classification:**
G06F 19/00 (2011.01) *C11B 9/00* (2006.01)
- (21) **International Application Number:**
PCT/EP2016/052434
- (22) **International Filing Date:**
4 February 2016 (04.02.2016)
- (25) **Filing Language:** English
- (26) **Publication Language:** English
- (71) **Applicant:** SYMRISE AG [DE/DE]; Mühlenfeldstrasse 1, 37603 Holzminden (DE).
- (72) **Inventors:** JAHNS, Pasqual; Am Kindergarten 20, 37621 Höxter (DE). MÜLLER, Lena; Schweriner Strasse 20, 48161 Münster (DE). SCHÖNING, Axel; Sickenweg 39, 37603 Holzminden (DE). FRIEDEN, Helmut; Weserblick 21, 37671 Höxter (DE).
- (74) **Agent:** FABRY, Bernd; IP2 Patentanwalts GmbH, Schlossstrasse 523-525, 41238 Mönchengladbach (DE).
- (81) **Designated States** (unless otherwise indicated, for every kind of national protection available): AE, AG, AL, AM,

AO, AT, AU, AZ, BA, BB, BG, BH, BN, BR, BW, BY, BZ, CA, CH, CL, CN, CO, CR, CU, CZ, DE, DK, DM, DO, DZ, EC, EE, EG, ES, FI, GB, GD, GE, GH, GM, GT, HN, HR, HU, ID, IL, IN, IR, IS, JP, KE, KG, KN, KP, KR, KZ, LA, LC, LK, LR, LS, LU, LY, MA, MD, ME, MG, MK, MN, MW, MX, MY, MZ, NA, NG, NI, NO, NZ, OM, PA, PE, PG, PH, PL, PT, QA, RO, RS, RU, RW, SA, SC, SD, SE, SG, SK, SL, SM, ST, SV, SY, TH, TJ, TM, TN, TR, TT, TZ, UA, UG, US, UZ, VC, VN, ZA, ZM, ZW.

- (84) **Designated States** (unless otherwise indicated, for every kind of regional protection available): ARIPO (BW, GH, GM, KE, LR, LS, MW, MZ, NA, RW, SD, SL, ST, SZ, TZ, UG, ZM, ZW), Eurasian (AM, AZ, BY, KG, KZ, RU, TJ, TM), European (AL, AT, BE, BG, CH, CY, CZ, DE, DK, EE, ES, FI, FR, GB, GR, HR, HU, IE, IS, IT, LT, LU, LV, MC, MK, MT, NL, NO, PL, PT, RO, RS, SE, SI, SK, SM, TR), OAPI (BF, BJ, CF, CG, CI, CM, GA, GN, GQ, GW, KM, ML, MR, NE, SN, TD, TG).

Published:
— with international search report (Art. 21(3))

(54) **Title:** PRODUCT SUSTAINABILITY SCORECARD

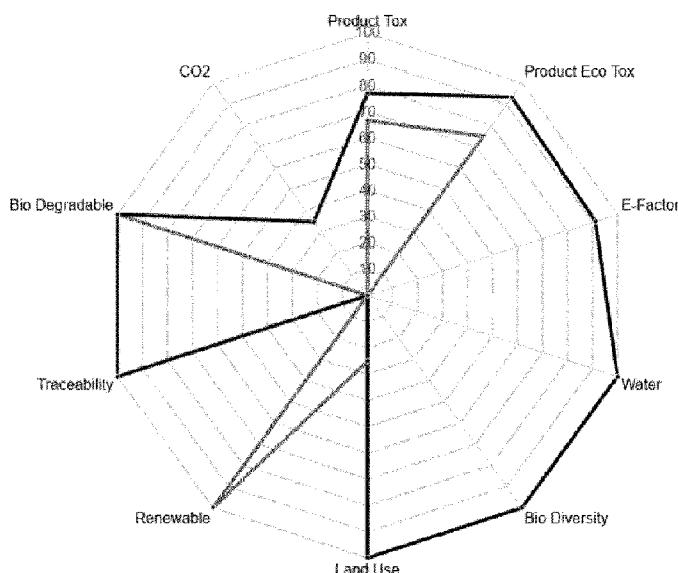


Figure 2b

(57) **Abstract:** Suggested is a method for identifying fragrance compounds with low environmental impact and high degree of sustainability encompassing the following steps: (a) providing a fragrance compound or a fragrance composition of interest; (b) calculating scores for each of the following parameters (b1) biodegradability; (b2) biodiversity; (b3) carbon dioxide impact; (b4) process safety with regard to ecological toxicity; (b5) process safety with regard to human toxicity; (b6) land use; (b7) renewability; (b8) traceability; (b9) waste generation; and (b10) water consumption and/or pollution, (c) summing up all scores and calculate the average product sustainability score (PSC); and (d) proceed with those candidates showing a PSC of at least 70.

5 **PRODUCT SUSTAINABILITY SCORECARD**

FIELD OF INVENTION

10 The present invention belongs to the area of cosmetics in general and fragrances in particular and refers to a method for identifying the environmental impact of new compounds with regard to key parameters as for example biodegradability and carbon dioxide production.

STATE OF THE ART

15 **[001]** Worldwide companies develop, produce and sell about hundred thousand fragrances, flavours and cosmetic ingredients which are based on roughly 50,000 mostly natural raw materials, as for example vanilla, citrus products, onions, fish, meat or flower and plant materials.

20 **[002]** With extensive global sourcing comes great responsibility. According to regulatory requirements with increasing complexity every year new products are subject to strict sustainability requirements. Moving towards a sustainable product development, it is desirous to anticipate coming legal requirements by rating the chemical substances sourced in particular for fragrances individually, to get a better understanding of the degree of sustainability for each product. The aim of the present invention is providing a scoring model, called "Product Sustainability Scorecard" to increase transparency of the environmental impact of
25 fragrances and related raw materials to facilitate product development. Therefore, the aim of the present invention is providing a method to satisfy the needs explained above.

DESCRIPTION OF THE INVENTION

30 **[003]** Object of the present invention is a method for identifying fragrance compounds with low environmental impact and high degree of sustainability encompassing the following steps:

- (a) providing a fragrance compound or a fragrance composition of interest;
- (b) calculating scores for each of the following parameters
 - (b1) biodegradability;
 - 35 (b2) biodiversity;
 - (b3) carbon dioxide impact;
 - (b4) process safety with regard to ecological toxicity;

(b5) process safety with regard to human toxicity;

(b6) land use;

(b7) renewability;

(b8) traceability;

5 (b9) waste generation; and

(b10) water consumption and/or pollution,

(c) summing up all scores and calculate the average product sustainability score (PSC);
and

(d) proceed with those candidates showing a PSC of at least 70.

10 **[004]** The Product Sustainability Scorecard (“PSS”) allows measuring the material performance within the following parameters which are considered having the highest impact on environment as compiled in parameters (b1) to (b10).

15 **[005]** The results from PSS allow evaluating the environmental impact of fragrance prior to its production based on fundamental research results. In order to provide new compounds which not only match with market requirements in terms of olfactory performance, but also comply with regulatory requirements and the overall approach for providing only new products with high sustainability and low environmental impact, the invention is not a simple instruction to human mind, but provides a technical teaching which shortens development times and is therefore also of serious economic importance.

20

BRIEF DESCRIPTION OF THE INVENTION

25 **[006]** All parameters of the model are normalized to a scale from 0 to 100 without a dimension. However, units of pre-calculation steps are defined in the aspects of the different scorecard parameters. Objects of investigation for the scorecard were minimum 80 % of the top raw materials, extrapolated to the entire material portfolio.

[007] Environmental aspects of raw materials from waste streams like e.g. an orange peel, eucalyptus leaves etc. are not considered in this model.

30 Valuable side streams such as dipropylene glycol from 1,2-Propandiol production are allocated according to their molar masses. For example calculation for carbon dioxide impact followed the equation:

$$\frac{(\text{Propylene oxide CO}_2 \text{ value} * \text{Propylene oxide Molar Mass} + \text{Propylene glycol CO}_2 \text{ value} * \text{Propylene glycol Molar Mass})}{\text{Dipropylene glycol Molar Mass}}$$

[008] SYSTEM BOUNDARIES

[009] Table 1 provides an overview of factors possibly occurring in the life cycle of cosmetic products in general and fragrances in particular, but were not considered in the course of the present invention:

5

[0010] Table 1
System boundaries

Factor	Background
Transport	Transport is considered to have minor impacts in comparison to processing of raw materials.
Services	Services are considered to have minor impacts in comparison to processing of raw materials.
Catalysts	The use of catalysts is often non-public information. However, catalysts are usually only used in low dosages and can be reused several times before disposal. The environmental impact is therefore considered as low.
Solvents used	The use of solvents is often non-public information. However, solvents are usually cleaned after usage and reused several times before disposal. The standard factors for distillation/crystallization also include distillation of solvents. Due to strong customer requirements, critical solvents like ICH Q3c class 1 and 2 are usually strictly controlled. After reviewing related supplier information, only ten raw materials identified came from suppliers who stated that class 1 or 2 solvents could be included. Reviewing five possible solvents, we found out that they seem to be caused mainly by precursors e.g. Toluene, Methanol or Benzene as reactants. This aspect is already assessed by the (Eco) Toxicity evaluation. For the other five materials, only class 2 materials are used and volume use in fragrances is low. For these reasons QC specifications are sufficient to restrict the critical use of such solvents.
Carbon footprint related data	Heating or cooling is not evaluated due to low impact (low specific heat capacity in comparison to distillation or crystallization) e.g. warming of acetic acid to 800°C produces a carbon footprint of approx. 0.1 kg CO ₂ /kg product Energy consumption like e.g. pumping, warming of raw material, heating of buildings of administration etc. is not considered due to low relevance Packaging is excluded. High volume products are usually delivered in reusable containers and the impact is comparably low. Other GHG emissions such as CH ₄ and N ₂ O are not considered due to low relevance. The CO ₂ factor is seen as sufficient to evaluate possible impact. CO ₂ related to deforestation is not considered. Land use parameters are used instead. The individual energy mix is only considered if known, otherwise standard factors are used.
Volatile Organic Compound	VOCs are not considered. Most of the ingredients of fragrances fall into this category, making comparisons redundant.
Equipment used	The environmental footprint of equipment is not considered. Usually equipment is used for long periods and the impact is negligible.

Genetic Modified Organism	GMOs may have an impact to e.g. biodiversity, but the direct use of such materials is low and derivatives from global markets are mostly commodities were possible influences to agriculture practices is also low. In the scope of the top 80 % raw materials no GMO is identified.
Convention on International Trade in Endangered Species of Wild Fauna and Flora (CITES) Materials	As far as some of these materials are still being used, certifications are provided. CITES materials are not in the scope of the top 80 % fragrance portfolio.
Animal derived materials	Very low volumes of animal derived materials are used in fragrances. Therefore materiality is considered as quite low.

[0011] SELECTION OF SCORECARD CRITERIA

5 **[0012]** One essential step of sustainable business is to make business related issues transparent to the public. Traceability thorough the entire supply chain is a crucial parameter. It is therefore an important aspect defined in the present product sustainability scorecard. Another guide to the present invention represent the so-called “nine planetary boundaries”, a central concept in an earth system framework proposed by a group of earth system and environmental scientists. The framework was first introduced in 2009, when a group of 28
 10 internationally renowned scientists identified and quantified the first set of nine planetary boundaries within which humanity can continue to develop and thrive for generations to come. Crossing these boundaries could generate abrupt or irreversible environmental changes. Respecting the boundaries reduces the risks to human society of crossing these thresholds. It is one scope of the present invention to assess related concerns. The planetary boundaries are shown in **Table 2**:
 15

[0013] Table 2
 Planetary boundaries

Planetary Boundaries	Main causes
1. Stratospheric ozone depletion	Anthropogenic ozone-depleting chemical substances
2. Loss of biosphere integrity (biodiversity loss and extinctions)	Demand for food, water and natural resources
3. Chemical pollution and the release of novel entities	Emissions of Toxicity and long-living substances such as synthetic organic pollutants, heavy metal compounds and radioactive materials
4. Climate Change	CO ₂

5. Ocean acidification	CO ₂
6. Freshwater consumption and the global hydrological cycle	Water use, CO ₂
7. Land system change	Forests, grasslands, wetlands and other vegetation types have primarily been converted to agricultural land
8. Nitrogen and phosphorus flows into the biosphere and oceans	Fertilizer production and application
9. Atmospheric aerosol loading	Many pollutant gases condense into droplets and particles, also through land use change which increases the release of dust and smoke into the air

[0014] Another guide to the present invention are the so-called “12 principles of Green Chemistry”, which also define environmental impact of a compound **Green chemistry** is an area of chemistry and chemical engineering focused on the design of products and processes that minimize the use and generation of hazardous substances. Paul Anastas of the U.S. Environmental Protection Agency formulated some simple rules of thumb for how sustainability can be achieved in the production of chemicals - the "Green chemical principles". The principles are summarised in **Table 3**:

10 **[0015] Table 3**
Principles of Green Chemistry

Green Chemistry Principle
<p>1. PREVENTION</p> <p>It is better to prevent waste than to treat or clean up waste after it has already been created.</p>
<p>2. ATOM ECONOMY</p> <p>Synthetic methods should be designed to maximize the incorporation of all materials used in the process for the final product.</p>
<p>3. LESS HAZARDOUS CHEMICAL SYNTHESSES</p> <p>Wherever possible, practicable synthetic methods should be designed to use and generate substances that possess little or no toxicity to human health and the environment.</p>
<p>4. DESIGNING SAFER CHEMICALS</p> <p>Chemical products should be designed to affect their desired function while minimizing their toxicity.</p>
<p>5. SAFER SOLVENTS AND AUXILIARIES</p>

The use of auxiliary substances (e.g., solvents, separation agents, etc.) should be made unnecessary wherever possible and innocuous when used.
<p>6. DESIGNING FOR ENERGY EFFICIENCY</p> <p>Energy requirements of chemical processes should be recognized for their environmental and economic impacts and should be minimized. If possible, synthetic methods should be conducted at ambient temperature and pressure.</p>
<p>7. USE OF RENEWABLE FEEDSTOCKS</p> <p>A raw material or feedstock should be renewable rather than depleting whenever technically and economically practicable.</p>
<p>8. REDUCE DERIVATES</p> <p>Unnecessary derivatization (use of blocking groups, protection/deprotection, temporary modification of physical/chemical processes) should be minimized or avoided if possible, because such steps require additional reagents and can generate waste.</p>
<p>9. CATALYSIS</p> <p>Catalytic reagents (as selective as possible) are superior to stoichiometric reagents.</p>
<p>10. DESIGN FOR DEGRADATION</p> <p>Chemical products should be designed so that at the end of their function they break down into innocuous degradation products and do not persist in the environment.</p>
<p>11. REAL-TIME ANALYSIS FOR POLLUTION PREVENTION</p> <p>Analytical methodologies need to be further developed to allow for real-time, in-process monitoring and control prior to the formation of hazardous substances.</p>
<p>12. INHERENT SAFER CHEMISTRY FOR ACCIDENT PREVENTION</p> <p>Substances and the form of a substance used in a chemical process should be chosen to minimize the potential for chemical accidents, including releases, explosions, and fires.</p>

5 [0016] Considering traceability of products the nine planetary boundaries and twelve principles of green chemistry formed a basis for calculating possible impact of products on environment in terms of the ten categories presented above. From these findings ten criteria for setting up a Product Sustainability Scorecard were developed.

[0017] Basically, all fragrance compositions can be covered by the methodology according to the present invention. A minimum of 80 % of raw material by mass (kg) is evaluated.

[0018] THE METHOD OF SCORING AND WEIGHTING OF SCORECARD CRITERIA

10 [0019] **Figure 1** provides an overview of the entire value chain from basic chemicals to raw materials suitable for fragrance production.

The following parameters were identified as important to meet the requirements for sustainable product development.

- Biodegradability,
- Biodiversity,
- 5 • CO₂ production,
- (Eco-) Toxicity,
- Land use,
- Renewability,
- Traceability,
- 10 • Waste production and
- Water consumption.

[0020] All parameters were considered to be of equal importance. The result of all parameters can be averaged to score a singly raw material or a complete formula. In the following it is explained in detail how the scores for each of the parameters (b1) to (b10) can be calculated.

[0021] BIODEGRADABILITY

[0022] Biodegradation is one of the most important factors in assessing the environmental fate of chemicals. Biodegradation is the chemical dissolution of materials by bacteria, fungi, or other biological means. Biodegradability is evaluated according to the OECD Method 301/302 or equivalent. The tests of the OECD test series 301 (A-F) verify whether a substance is able for complete biodegradation under aerobic conditions. Different test methods are available for well or poorly soluble as well as volatile substances. The test usually takes 28 days. Test items must reach 60 % biodegradation within 10 days to be classified as 'ready biodegradable'.

[0023] The scoring of precursors of petro-chemicals has no influence on the scoring of the product. It is assumed that such precursors are used in the production process, making them irrelevant for the assessment of the final product.

[0024] For products made of renewable material with high E-factors and low biodegradability in low regulated countries, it is assumed that residues in waste could harm the environment. Therefore the values of biodegradability of precursors are also taken into account for the product scorecard (e.g. peppermint oil).

[0025] The scoring is illustrated by the following **Scheme 1**:

35 [0026] Scheme 1: Scoring

STEP 1 Evaluation of the "Biodegradability Score" of the fragrance raw material based on the following scoring system

...	„Ready Biodegradable“ according to OECD 301	> The scoring is based on the biodegradation value of a chemical according to OECD 301; e.g. 70 % biodegradation after 28-day test period = score of 70	Data Source: 'Ready Biodegradable' Certificate
000	No data available	> If no data is available, a score of 0 applies	Data Source: /

[0027] BIODIVERSITY

[0028] Biodiversity is the variety of different types of life found on earth and the variations within species. Possible impacts to Biodiversity are evaluated as compiled in **Table 3**:

5

[0029] Table 3

Typical impacts on biodiversity

Typical Impacts	
Habitat Removal and Alteration	Conversion of lands to agriculture and/or poor agricultural practices (e.g. crop rotation, fertilizer, pesticides) also degrade soil quality and reduce species.
Land use	Covered in Land use parameter.
Overharvesting/ Overexploitation	Usually applicable to wood products and considered accordantly.
Pollution (Water/Air)	Covered in (Eco) Toxicity parameter
Introduction of exotic species	Usually not applicable due to low relevance of animal derivatives in fragrances. However, if issues are known related to Symrise raw material this aspect will be evaluated too.
Climate change	Covered in CO ₂ parameter
Genetic modified organism (GMO)	GMOs may have an impact to e.g. biodiversity, but the direct use of such materials is low and derivatives from global markets are mostly commodities were possible influences to agriculture practices is also low.
Water use	High impact on biodiversity losses related to water stress (see https://www.cbd.int/iyb/doc/prints/iyb-netherlands-watercrisis.pdf). Covered in water parameter.
Using raw material from endangered species	The approach of Symrise is to avoid such materials. However, some of these materials are still being used, but only if certifications are provided.

10 **[0030]** The scoring is illustrated by the following **Scheme 2**:

[0031] Scheme 2: Scoring

STEP 1 Evaluation of the “Bio-Diversity Score” of the fragrance raw material based on the following scoring system

100	Reactant is side product/ results from waste streams	> If a substance is a side product from a resource (e.g. orange, wood) that was cultivated for other purposes in the first place, a score of 100 applies. Primary products, such as orange juice or wood for the furniture industry may harm the environment. However, users of so called "waste products" (such as orange peels) have a low impact, as the environment would also be harmed without using waste streams.	<u>Data Source:</u> Research
100	Reactant results from chemical synthesis (without known issues)	> If a substance results from chemical synthesis, the impact of process pollutions and climate change are already covered and therefore a score of 100 applies.	<u>Data Source:</u> Research
100	Naturals from non-biodiversity hotspots	> If naturals are sourced from biodiversity hot spots the risk of destruction of biodiversity by traditional farming is high. Sourcing of material from non-critical areas is considered as not highly risky. To identify possible biodiversity hotspots where highest risks to biodiversity are expected, the following tool was used: http://www.cepf.net/resources/hotspots/Pages/default.aspx	<u>Data Source:</u> Research/Link
100	Global bulk products → Production volume of > 1.000t/annum	> For big bulk products which are produced in more than 1.000t/annum a score of 100 applies since products derived in high tonnages are considered as less critical. A detailed list can be found here: Basic Chemicals and Production and here http://echa.europa.eu/de/ 1000t is the threshold value of REACH. Experience has shown that large producers have a high degree of automatization ensuring advanced process control due to REACH requirements and cost pressure. Small suppliers are not as well-positioned.	<u>Data Source:</u> List of Basic Chemicals and Production Volumes / http://echa.europa.eu/de/
100	Naturals UEBT verified	> UEBT is one of the highest global certification standards for biodiversity	<u>Data Source:</u> Certification
075	Naturals UEBT member and raw material self-assessment (Rating > 75 %)	> If naturals are not UEBT verified but at least UEBT member, a score of 75 applies, since UEBT members are regularly audited	<u>Data Source:</u> Certification
075	Naturals Global GAP, Rainforest	> If naturals are verified by GAP, Rainforest Alliance, Fair Trade or RSPO, a score of 75 applies. Such certi-	<u>Data Source:</u>

	Alliance, Fair Trade, RSPO etc.	ification usually limits fertilizers and pesticides. Also some additional environmental measures are enforced.	<u>Certification</u>
050	Origin from EU countries	> The EU has started to link subsidies related to good environmental practice	<u>Data Source:</u> <u>Sourcing Information</u>
025	Own growing standard including biodiversity topics not externally verified	> Some supplier set own standards to e.g. limit the use of fertilizers and pesticides	<u>Data Source:</u> <u>Certification</u>
000	Naturals, No further information	> If no data is available, a score of 0 applies	<u>Data Source:</u> /

STEP 2 Calculation of the “Biodiversity Score” (BS) of the fragrance raw material. Each reactant counts into the product result related to molar masses used:

$$BS = \frac{('Reactant A Molar Mass' * 'Reactant A Biodivers.' + 'Reactant B Molar Mass' * 'Reactant B Biodivers.')} {('Reactant A Molar Mass' + 'Reactant B Molar Mass' + ...)}$$

[0032] CARBON DIOXIDE IMPACT

[0033] Carbon dioxide emissions are those stemming from the burning of fossil fuels and the manufacturing of cement. They include carbon dioxide produced during consumption of solid, liquid, and gas fuels and gas flaring. The scoring is illustrated by the following **Scheme 3:**

[0034] Scheme 3: Scoring

STEP 1 Research of the CO₂ emissions of each reactant based on public databases like Probas.

STEP 2 Calculation of the CO₂ emissions of the fragrance raw material resulting from its reactants (“Reactant Based CO₂ Emissions” = RBCE). Each reactant counts into the product result related to molar masses used:

$$RBCE = \frac{('Reactant A Molar Mass' * 'Reactant A CO_2' + 'Reactant B Molar Mass' * 'Reactant B CO_2...')} {'Product Molar Mass'}$$

STEP 3 Addition of CO₂ emissions resulting from processing:

Reactant based CO₂ emissions + Process based CO₂ emissions

The following ‘standard processing factors’ are used (**Table 4**). These standard factors are based on average indicators of the industry and internal assumptions. If further information is available such data will be used preferably.

Table 4
Standard processing factors

Process	Distillation	Pyrolysis	Pyrolysis & Distillation	Distillation & Crystallization	Crystallization	Fermentation & Crystallization	Water Steam Distillation (generic)	Blending	No Processing	Cracking
Kg CO₂ / Kg Product	1	1	2	2	1	1	n.a.	0	0	n.a.
Losses	10%	10%	20%	20%	10%	10%	0%	0%	0%	26.8

STEP 4 Addition of CO₂ emissions related to process losses: If no actual data is available, losses are calculated very conservatively with 10 % of each intensive processing step. Losses are generally understood as the additional percentage of material needed to gain 100 % of the product: e.g. for one composed molecule 1.1 times of the reactants and process energy is needed (+10%). Calculate Overall Cos emissions (OCE) according to following equation:

$$OCE = ('Product\ based\ CO_2\ emissions' + 'Process\ based\ CO_2\ emissions') * (1 + '%\ Losses')$$

STEP 5 Normalization to scale 0 to 100 (Negative result is set to 0):

$$CO_2\ Score = (10 - Overall\ CO_2\ Emissions) * 10$$

The normalization with 10 kg CO₂ per Kg product as upper limit for differentiation (everything above scores 0 as well), covers the vast majority of products in the portfolio and follows internal expert judgment.

[0035] PROCESS SAFETY (ECO TOXICITY AND TOXICITY)

[0036] Hazard statements form part of the 'Globally Harmonized System of Classification and Labelling of Chemicals' (GHS). They are intended to form a set of standardized phrases about the hazards of chemical substances and mixtures.

H200: Physical Hazards (= Toxicity and Eco Toxicity)

H300: Health Hazards (= Toxicity)

H400: Environmental Hazards (= Eco Toxicity)

[0037] The scoring is illustrated by the following **Schemes 4 and 5:**

[0038] Scheme 4 and 5: Scoring

STEP 1 Evaluation of the '(Eco) Toxicity Material Score' and 'Critical By-Product Score' of each reactant and its potential by-products based on the safety according to material properties:

...	H-Phrases (Eco) Toxicity	> In each step of the value chain H-Phrases of isolated raw materials are scored according to their criticality. The worst result is used for evaluation. Definitions and scorings of each H-Phrase can be found here: H-Phrases Eco Toxicity	Data Source: List of H-Phrases (Eco) Toxicity (see Appendix)
-----	---------------------------------	--	--

STEP 2 Evaluation of the ‘(Eco) Tox Supplier Score’ of each reactant based on process safety according to chemical handling (see appendix for further information):

...	Country of origin	> Countries with a strong Regulatory Quality and strong Rule of Law get higher ratings than countries with lower ratings due to their lower inherent risk. Further descriptions can be found here: World Bank	<u>Data Source:</u> List of World Bank Country Ratings (see Appendix)
100	Global bulk products → Production volume of > 1.000t/annum	> For big bulk products which are produced in more than 1.000t/annum a score of 100 applies since products derived in high tonnages are considered as less critical. A detailed list can be found here: Basic Chemicals and Production and here http://echa.europa.eu/de/ 1000t is the threshold value of REACH. Experience has shown that large producers have a high degree of automatization ensuring advanced process control due to REACH requirements and cost pressure. Small suppliers are not as well-positioned.	<u>Data Source:</u> List of Basic Chemicals and Production Volumes (see Appendix) http://echa.europa.eu/de/
100	Certification/Assessment	SMETA / ISO 14001 audited successfully	> If SMETA / ISO 14001 is audited successfully, a score of 100 applies. <u>Data Source:</u> Certification
075		SEDEX SAQ assessment (low risk)	> If SEDEX SAQ assessment result is ‘low risk’, a score of 75 applies. <u>Data Source:</u> Certification
050		SEDEX SAQ assessment (medium risk)	> If SEDEX SAQ assessment result is ‘medium risk’, a score of 50 applies. <u>Data Source:</u> Certification
000		SEDEX SAQ assessment (high risk)	> If SEDEX SAQ assessment result is ‘high risk’, a score of 0 applies. <u>Data Source:</u> Certification

5

STEP 3 Calculation of the overall ‘(Eco) Tox Score’ of each reactant and the final product. Distinction is to be made between these two cases:

- (i) **Base materials:** For a base materials, the material score and supplier score are compared. If the supplier score is better, it outweighs the material score –

following the assumption that a safe and controlled production environment is able to avert the risks of hazardous materials:

$$\text{MAX}(\text{'(Eco) Tox Material Score'} ; \text{'(Eco) Tox Supplier Score'}) = \text{(Eco) Tox Score}$$

- (ii) **Composed products:** For composed products the (Eco) Tox Score combines the hazard and supplier information of the composed product itself (calculated as above) with the (Eco) Tox Score of its reactants. The latter accounts for one third of the overall Tox Score:

$$\frac{2}{3} * \text{MAX}(\text{'(Eco) Tox Material Score'} ; \text{'(Eco) Tox Supplier Score'}) + \frac{1}{3} * \text{'backpack of reactants'} = \text{(Eco) Tox Score}$$

The backpacks of the reactants are the average of their own (Eco) Tox Scores weighted (by molar mass):

'backpack of reactants' =

$$\frac{(\text{'React. A (Eco) Tox Score'} * \text{'React. A Mol. Mass'} + \text{React. B (Eco) Tox Score'} * \text{'React. B Mol. Mass'})}{(\text{'Reactant A Molar Mass'} + \text{'Reactant B Molar Mass'})}$$

The hazard and supplier information of the product counting for 2/3 of the overall score puts an emphasize on the process steps closer to Symrise (and its management access)

STEP 4 In addition to the '(Eco) Tox Score' the '(Eco) Tox Process Score' is calculated. This score (only taking the last process step into account) compares the hazard risk of the product with the one of the potential by-products. The lowest (worst) score takes the lead:

$$\text{MIN}(\text{'(Eco) Tox Material Score'} ; \text{'Critical By-Product Score'}) = \text{(Eco) Tox Process Score}$$

Example: If a product has an '(Eco) Tox Material Score' of 75 but its by-product has a score of 25, 25 is used.

[0039] Handling of data gaps

[0040] Usually big petro-chemical bulk commodities are available on the world market. Due to the highly optimized processes and experience with such suppliers it is assumed that such materials are managed in a safe manor and therefore Supplier Score Social and Supplier Score Environmental will be set to a maximum of 100. A list of related materials can be found here: <http://echa.europa.eu/de/information-on-chemicals>

[0041] If no further certification of environmental performance of supplier is available, a general country rating provided by the World Bank is used to create risk factors related to material handling. Countries with a strong Government Effectiveness/Regulatory Quality and strong Rule of Law receive higher ratings than countries with lower ratings due to their lower inherent risk.

[0042] LAND USE

[0043] Land use for cultivation and production units results in a loss of biodiversity. Also discharges of toxic substances in soil and water cause damage to ecosystems. The scoring is illustrated by the following **Scheme: 6**

[0044] Scheme 6: Scoring

STEP 1 Evaluation of the 'Land use Score' of each reactant based on the following scoring system:

100	Reactant is side product/ results from waste streams	> If a substance is a side product from a resource (e.g. orange, wood) that is cultivated for other purposes in the first place, a score of 100 applies. Primary products, such as orange juice or wood for the furniture industry may harm the environment. However, users of so called "waste products" (such as orange peels or eucalyptus leaves) have a low impact since the environment would also be harmed without using waste streams.
100	Reactant results from chemicals synthesis (without known issues)	> If a substance results from chemical synthesis, a score of 100 applies. Land used for chemical plants or oil rigs are low compared to agriculture.
075	Acreage of 10 t/ha = 75	> e.g. Potatoes. Source: http://www.agrarheute.com/kartoffelernte-2014-mars
050	Acreage of 1t/ha && <= 10t/ha = 50	> e.g. Palm Oi Source: http://www.palmoilworld.org/about_malaysian-industry.html
025	Acreage of > 100 kg/ha & <= 1t/ha = 25	> e.g. Peppermint. Source: http://www.downtoearth.org.in/news/farmers-quit-mentha-32914
000	Acreage of < 100 kg/ha = 0	> e.g. Vetiver Source: http://www.sugandhim.com/images/f&f_industry_articles/vetiver_oil_%28Khus%29.pdf
000	No data available	> If no data is available, a score of 0 applies

5 **STEP 2** Calculation of the 'Land use Score' of composed products. Each reactant counts into the product with the weight of its molar mass:

$$\frac{('React. A Molar Mass' * 'React. A Land use' + 'React. B Molar Mass' * 'React. B Land use...')}{('Reactant A Molar Mass' + 'Reactant B Molar Mass')}$$

= Land use Score

10

[0045] RENEWABILITY

[0046] Renewability means the use of renewable resources for environmental protection. The scoring is illustrated by the following **Scheme 7**.

5 **[0047] Scheme 6: Scoring**

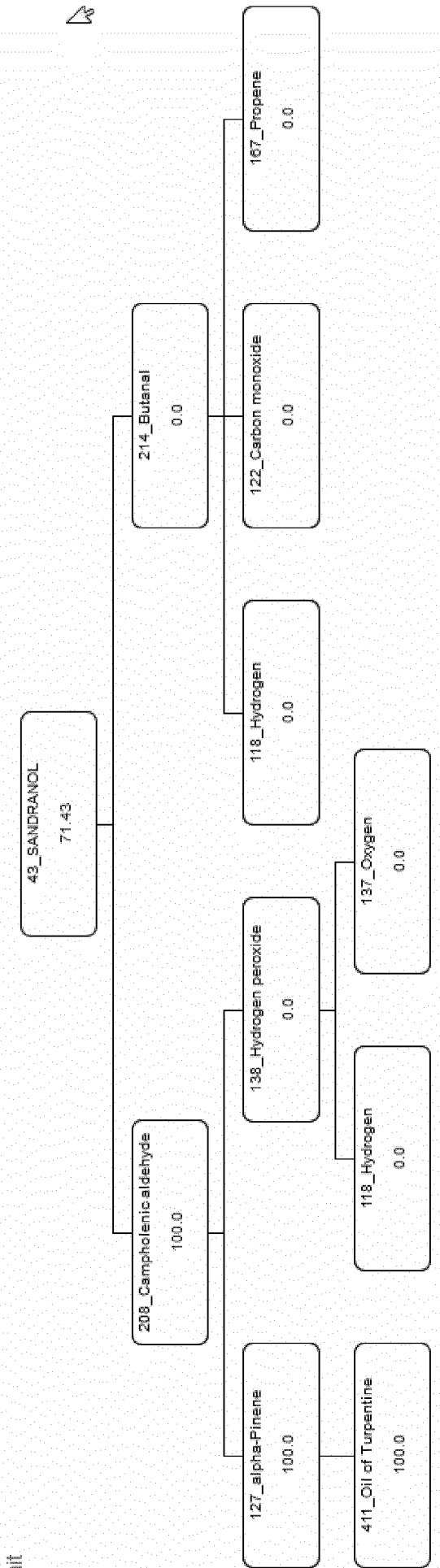
STEP 1 Evaluation of the 'Renewability Score' of each reactant based on the following scoring system:

100	Reactant is renewable	> If a resource is renewable, a score of 100 applies.	<u>Data Source:</u> Research
000	Reactant is not renewable	> If a resource is not renewable, a score of 0 applies.	<u>Data Source:</u> Research

10 STEP 2 Calculation of the 'Renewability Score' of **composed products**. The calculation is based on the number of C-atoms:

Example SANDRANOL (only the renewable C-atoms are labelled)

10 of 14 C-atoms (71.43 %) in the molecule come from renewable sources →
Renewability Score = 71.43:



tit

Case 1: The number of C-Atoms of the product equals the sum of the C-Atoms of the reactants:

$$\frac{(\text{'React. A C-Atoms'} * \text{'React. A Renewab. Score'} + \text{'React. B C-Atoms'} * \text{'React. B Renewability Score'})}{\text{'Product C-Atoms'}}$$

5

= **Renewability Score**

Case 2: The product has less C-Atoms than the reactants (C-Atoms going into waste or by-product): Expert judgement is needed to allocate the renewable and non-renewable C-Atoms to product and waste/by-product.

[0048] TRACEABILITY

[0049] Supply Chain transparency and disclosure are essential for the improvement of sustainability throughout the whole value chain. The scoring is illustrated by the following **Scheme 8**.

5

[0050] Scheme 8: Scoring

STEP 1 Evaluation of the 'Traceability Score' of each reactant based on the following scoring system:

100	Reactant results from chemicals synthesis (without known issues)	> If a substance results from chemical synthesis, a score of 100 applies. It is assumed that chemical companies are able to trace back raw materials by unique identifiers or defined time frames due to their high grade of automation.	<u>Data Source:</u> Research
100	Global bulk products → Production volume of > 1.000t/annum	> For big bulk products which are produced in more than 1.000t/annum a score of 100 applies since products derived in high tonnages are considered as less critical. A detailed list can be found here: Basic Chemicals and Production and here http://echa.europa.eu/de/ 1000t is the threshold value of REACH. Experience has shown that large producers have a high degree of automatization ensuring advanced process control due to REACH requirements and cost pressure. Small suppliers are not as well-positioned.	<u>Data Source:</u> List of Basic Chemicals and Production Volumes (Appendix) / http://echa.europa.eu/de/
100	Traceable up to the field	> If a reactant is traceable up to the field, it is considered the highest level of traceability and therefore scored with 100.	<u>Data Source:</u> Research
075	Grower known	> If the grower is known, a score of 75 applies.	<u>Data Source:</u> Research
050	Region of country of origin known	> If the region within the country of origin is known, a score of 50 applies.	<u>Data Source:</u> Research
025	Country of origin known	> If the country of origin is known, a score of 25 applies.	<u>Data Source:</u> Research
000	Only trader known	> If only the trader is known, no transparency is assured.	<u>Data Source:</u> Research

000	No data available	> If no data is available, a score of 0 applies	Data Source: /
-----	-------------------	---	-------------------

STEP 2 Calculation of the 'Traceability Score' of composed products. Each reactant counts into the product result related to molar masses:

$$\frac{(\text{'React. A Molar Mass' * 'Reactt A Traceability' + 'React. B Molar Mass' * 'React. B Traceability...'})}{(\text{'Reactant A Molar Mass' + 'Reactant B Molar Mass'})}$$

= **Traceability Score**

[0051] GENERATION OF WASTE - E-FACTOR

[0052] To assess waste generated by synthesis, the so-called E-factor (environmental factor) is used. It is calculated using this formula: E-factor = kg waste/kg reactants. The scoring is illustrated by the following **Scheme 9**.

[0053] Scheme 9: Scoring

STEP 1 Research of the E-factor of each basic material in public databases like Probas

STEP 2 Calculation of the E-factor of the reactants of composed products. Each reactant counts into the product result related to molar masses:

$$\frac{(\text{'Reactant A Molar Mass' * 'Reactant A E-Factor' + 'Reactant B Molar Mass' * 'Reactant B E-Factor...'})}{\text{'Product Molar Mass'}}$$

= **Reactant based E-Factor**

STEP 3 Calculation of the E-factor due to unused atoms:

$$\frac{(\text{'Reactant A Molar Mass' + 'Reactant B Molar Mass...' - 'Product Molar Mass'})}{\text{'Product Molar Mass'}}$$

= **unused atoms**

STEP 4 Calculation of the overall E-factor including losses: Losses are handled identically to the CO₂ calculation. In contrast to unused atoms losses do not relate to waste by design (by-products etc.) but to waste due to losses of the product itself. For further information see section 3 (CO₂)

$$(\text{Reactant based E-Factor + unused Atoms}) * (1 + \text{Losses}) = \text{Overall E-Factor}$$

STEP 5 Normalization to scale 0 to 100 (Negative result is set to 0):

$$(10 - \text{Overall E-Factor}) * 10 = \text{Waste/E-Factor Score}$$

The normalization with 10kg waste per kg product as upper limit for differentiation (everything above scores 0 as well) covers the vast majority of products in the portfolio and follows internal expert judgment.

[0054] Exceptions

100	Reactant is side product/ results from waste streams	> If a substance is a side product from a resource (e.g. orange, wood) that is cultivated for other purposes in the first place, a score of 100 applies. Primary products, such as orange juice or wood for the furniture industry may harm the environment. However, users of so called "waste products" (such as orange peels or eucalyptus leafs) have a low impact since the environment would also be harmed without using waste streams.	<u>Data Source:</u> Research
100	Waste recyclable	> Recycling of material is usually a valuable substitute of raw materials. The energy used to produce this waste is already included in the CO ₂ parameter.	<u>Data Source:</u> Research
100	Waste re-usable as side stream	> If it is known that waste (e.g. NaCl in Chloralkali process) is recovered and used as a raw material, it is not longer considered as waste.	<u>Data Source:</u> Research

[0055] Waste used as fuel or as fertilizer is considered as waste, because most of the Symrise fragrance raw materials are categorized this way and therefore it's not a differentiator.

5

[0056] Handling of data gaps

[0057] Usually suppliers prefer to not share process parameter to protect their knowledge. For processing steps with high energy consumptions and material losses (e.g. crystallization and distillation) standard factors related to own manufacturing data and Probas information are used.

10

[0058] **WATER CONSUMPTION AND/OR POLLUTION**

[0059] The availability of water is dependent on water resources on one hand and water removal on the other. If water removal exceeds a certain percentage of resources, we speak of 'water stress'. 'Extreme water stress' applies when the removal exceeds 40 % of the resources. The scoring is illustrated by the following **Scheme 10**.

15

[0060] **Scheme 10: Scoring**

STEP 1 Evaluation of the 'Water Score' of each reactant based on the following scoring system:

20

100	Reactant is side product/ results from waste streams	> If a substance is a side product from a resource (e.g. orange, wood) that is cultivated for other purposes in the first place, a score of 100 applies. Primary products, such as orange juice or wood for the furniture industry may harm the environment. However, users of so called "waste	<u>Data Source:</u> Research
-----	---	---	---------------------------------

		products" (such as orange peels or eucalyptus leaves) have a low impact since the environment would also be harmed without using waste streams.	
100	Reactant results from chemicals synthesis/ product with very low water consumption	> If a substance results from chemical synthesis, a score of 100 applies. Agricultural chemical processes are usually not that water demanding	Data Source: Research
100	Global bulk products → Production volume of > 1.000t/annum	<ul style="list-style-type: none"> ➤ For big bulk products which are produced in more than 1.000t/annum a score of 100 applies since products derived in high tonnages are considered as less critical. A detailed list can be found here: Basic Chemicals and Production ➤ and here http://echa.europa.eu/de/ <p>1000t is the threshold value of REACH. Experience has shown that large producers have a high degree of automatization ensuring advanced process control due to REACH requirements and cost pressure. Small suppliers are not as well-positioned. Also due to high automatization, water use is comparably low (approx. 1m³/t).</p>	Data Source: List of Basic Chemicals and Production Volumes (Appendix)
100	Sourcing from non-stressed areas	> If a process shows high water consumption, it needs to be checked if water is sourced from so called "water stressed" areas to evaluate the materiality correctly. To identify such risk, the following water tool is used: http://www.wri.org/resources/charts-graphs/water-stress-country A rating of 3 to 5 is considered as "water stress".	Data Source: Research/Link
075	Sourcing from water stressed area - very low consumption (<0,1 m³/kg)	> e.g. Vetiver (regulates groundwater) Source: http://www.vetiver.com/THN_vetiver_water.pdf	Data Source: Research/Link
050	Sourcing from water stressed area - low consumption (<=1 m³/kg)	> e.g. Citrus fruits, pulses, roots, tubers, corn, sugarcane Source: http://www.lenntech.com/water-food-agriculture.htm	Data Source: Research/Link
025	Sourcing from water-stressed area medium consumption (>=1 m³/kg && <10 m³/kg)	> e.g. Palm oil, Rice, Wheat, Wood Source: http://www.sert.nu.ac.th/IIRE/FP_V6N1%281%29.pdf and http://www.lenntech.com/water-food-agriculture.htm	Data Source: Research/Link

000	Sourcing from water-stressed area high consumption (\geq 10 m ³ /kg)	> e.g. Peppermint, Patchouli Source: http://www.downtoearth.org.in/news/farmers-quit-mentha-32914	Data Source: Research/Link
000	No data available	> If no data is available, a score of 0 applies	Data Source: /

STEP 2 Calculation of the 'Water Score' of composed products. Each reactant counts into the product result related to molar masses used:

$$\frac{(\text{'Reactant A Molar Mass' * 'Reactant A Water' + 'Reactant B Molar Mass' * 'Reactant B Water...'})}{(\text{'Reactant A Molar Mass' + 'Reactant B Molar Mass'})}$$

5

= Water Score

[0061] SUMMARY

[0062] The following chapter shall provide a brief overview how the parameters explained above are calculated. As explained above a lot of indicators and values (such as for example biodegradability or carbon dioxide emissions) can be taken from public data bases. In case not indicated otherwise numbers shall be taken as percent.

[0063] The *score for biodegradability* of the compound or the compounds is evaluated according to OECD Method 301/302 or equivalent.

[0064] The *score for the overall ecological toxicity S(ETOX)* is calculated according to the following equation (3):

$$(3) \quad S(ETOX) = 2/3 * \text{MAX}(Ma ; Pa) + 1/3 * ((Mb * Cb) + \dots (Mz * Cz))$$

wherein P stands for the Product Eco Tox Score and S stands for Supplier Performance Score on condition that the formulation contains a to z compounds.

[0065] The *score for the overall human toxicity S(HTOX)* is calculated according to the following equation (4):

$$(4) \quad S(HTOX) = \frac{2/3 * \text{MAX}(Ma ; Pa) + 1/3 * (Mb * Cb) + \dots (Mz * Cz)}{P}$$

wherein P stands for the Product Human Tox Score and S stands for Supplier Performance Score on condition that the formulation contains a to z compounds.

[0066] The *score for the overall land use S(LU)* is calculated according to the following equation (5):

$$(5) \quad S(LU) = \frac{(M_a * D_a) + M_b * D_b + (M_c * D_c) + \dots (M_z * D_z)}{M_a + M_b + M_c + \dots M_z}$$

wherein M stands for the molar mass of a specific compound and D stands for its Land Use on condition that the formulation contains a to z compounds.

[0067] The *score for the overall renewability S(REN)* is calculated according to the following equation (6):

$$(6) \quad S(REN) = \frac{(M_a * D_a) + M_b * D_b + (M_c * D_c) + \dots (M_z * D_z)}{R_a}$$

wherein M stands for the count of C atoms of a specific compound, D stands for its Renewability and P stands for C atoms of product of the synthesis on condition that the formulation contains a to z compounds.

[0068] The *score for the overall traceability S(TRA)* is calculated according to the following equation (7):

$$(7) \quad S(TRA) = \frac{(M_a * D_a) + M_b * D_b + (M_c * D_c) + \dots (M_z * D_z)}{M_a + M_b + M_c + \dots M_z}$$

wherein M stands for the molar mass of a specific compound and D stands for its Traceability on condition that the formulation contains a to z compounds.

[0069] The score for the overall waste generation $S(WAS)$ is calculated according to the following equation (8):

$$(8a) \quad A1 = \frac{(M_a * C_a) + M_b * C_b + (M_c * C_c) + \dots (M_z * C_z)}{P_a}$$

$$5 \quad (8b) \quad A2 = \frac{(M_a + M_b + M_c + \dots M_z) - P_a}{P_a}$$

$$(8c) \quad B = \frac{(A1 + A2) * (100 + L)}{100}$$

$$(8d) \quad S(WAS) = (10-B) * 10$$

10 wherein:

M stands for the molar mass of a specific compound and

C stands for its e-Factor

on condition that the formulation contains a to z compounds

P stands for molar mass of product of the synthesis

15 A1 means the reactant based e-factor

A2 means the loss of molar mass during synthesis

L stands for the losses of compounds during processing

B represents the overall e-factor.

20 **[0070]** The score for the overall water consumption $S(WAT)$ is calculated according to the following equation (9):

$$(9) \quad S(WAT) = \frac{(M_a * D_a) + M_b * D_b + (M_c * D_c) + \dots (M_z * D_z)}{M_a + M_b + M_c + \dots M_z}$$

25 wherein M stands for the molar mass of a specific compound and D stands for its Traceability on condition that the formulation contains a to z compounds.

[0071] In the following the present invention is illustrated by working examples without limiting the invention to them.

EXAMPLES

METHOD DESCRIPTION

5 Fragrance raw material scoring

(I) For each fragrance raw material, a product sheet is set up in a tailor-made IT system

(a) Evaluation of synthesis route: The common synthesis route of each raw material is identified by a senior chemist with advanced knowledge of the Symrise raw material portfolio and material flows

10 **Handling of data gaps.** The main challenge of the scorecard evaluation is to identify the most common route of synthesis due to lack of information from suppliers. For some ingredients, well-known and robust processes are established which can be found in the literature or patents. However, in some cases there are several possibilities to produce the same chemical depending on availability of raw materials and/or technologies available on site. It is assumed that
15 the environmental impact between several possibilities is not that high, because raw material costs on the global spot market are usually comparable and therefore environmental costs and resource consumption should also be on a similar level.

20 (b) Collection of data: Raw material information including sustainability data are collected:

(b1) Suppliers are asked to deliver data to clarify uncertainties, e.g. renewable source, palm oil derivatives

25 (b2) Public databases like Probas, Gestis or REACH are reviewed for relevant data

(b3) If no relevant data is available, desk research is conducted. Studies and literature are used as reference.

(b4) Data gaps are filled with generic data from defined sources (see reference in each parameter)

30 The overall data is consolidated in one table which is exportable to Excel

(c) Definition of ID: The raw material data is assigned to Symrise product codes for further processing

(II) For each ingredient/reactant a product sheet is maintained.

35 (III) The fragrance raw materials are evaluated according to all 10 scorecard criteria. The fragrance raw material score is calculated automatically based on the synthesis route and all collected data.

(IV) Analysis and comparison: The objective of the product sustainability scorecard is to increase transparency and knowledge about raw material used for fragrance composition. Different raw materials can be compared according to their scores.

Product scoring

- (I) The recipe/fragrance formula of a Symrise product is set up
- (II) Based on a recipe/fragrance formula, a product score is calculated automatically by consolidating all involved fragrance raw material scores
- 5 The results are consolidated as shown in **Figure 2a** and can be exported as radar diagram as shown in **Figure 2b**.

The user will receive information about the ratio covered as depicted in **Table 5**.

Table 5

10 User information

Calculation	Figure	Information
Quantity	26.288	Total production volume in kg
Quantity covered	22.006	Share of total volume that is covered by scoring methodology in kg
Ratio covered	83.4 %	Minimum of 80 % is exceeded
Result/Quality	67.6	Final product score

A route cause analysis for each scorecard criteria can be conducted via an automatic analysis tool in each product sheet directly as shown in **Figure 3**.

15

EXAMPLE 1:

44_Dihydro Myrcenol (44DHM)

As a first step the synthesis route of 44DHM is evaluated (Figure 4) and information concerning the raw materials including sustainability data (e.g. molar mass, processing, C-atoms, GHS hazard statements etc.) are collected. In the present example 44DHM was used in a composition comprising also dipropylene glycol (DPG) and alpha-hexyl cinnamic aldehyde (HCA). For each component a product data sheet was prepared.

44DHM was evaluated according to all 10 scorecard criteria. The score was calculated automatically based on the data inserted. Finally, the overall data was consolidated. The results are shown in **Table 6**:

25

Table 6

Consolidated score of 44DHM

Parameter	Result
Carbon dioxide	34.8
Renewability	100.0
Product Tox	80.38

Product EcoTox	87.73
E-Factor	92.90
Water	100.00
Biodiversity	100.00
Land use	100.00
Traceability	11.68
Biodegradability	100.00
RESULT (AVERAGE)	80.7

The details of the evaluation are shown in **Figures 5A** to 5J. The recipe/fragrance formula consisting of 44DHM, DPG and HCA was set up as depicted in **Figure 6**; all scores were above 70. The total score for the formulation resulted to 82.2

5

CLAIMS

- 5 1. A method for identifying fragrance compounds with low environmental impact and high degree of sustainability encompassing the following steps:
- (a) providing a fragrance compound or a fragrance composition of interest;
- (b) calculating scores for each of the following parameters
- 10 (b1) biodegradability;
- (b2) biodiversity;
- (b3) carbon dioxide emission;
- (b4) process safety with regard to ecological toxicity;
- (b5) process safety with regard to human toxicity;
- (b6) land use;
- (b7) renewability;
- 15 (b8) traceability;
- (b9) waste generation; and
- (b10) water consumption and/or pollution,
- (c) summing up all scores and calculate the average product sustainability score (PSC); and
- 20 (d) proceed with those candidates showing a PSC of at least 70.
2. The method of Claim 1, wherein the score for biodegradability of the compound or the compounds is calculated according to OECD Method 301/302.
3. The method of Claim 1, wherein the score for the overall biodiversity S(BIO) is calculated according to the following equation (1):
- 25 (1)
$$S(\text{BIO}) = \frac{(M_a * D_a) + M_b * D_b + (M_c * D_c) + \dots (M_z * D_z)}{M_a + M_b + M_c + \dots M_z}$$
- wherein:
- M stands for the molar mass of a specific compound and
- D stands for its biodiversity
- 30 on condition that the formulation contains a to z compounds.
4. The method of Claim 1, wherein the score for the overall carbon dioxide impact S(CO2) is calculated according to following equation (2):
- (2a)
$$A1 = \frac{(M_a * C_a) + M_b * C_b + (M_c * C_c) + \dots (M_z * C_z)}{P_a}$$

35

$$(2b) \quad B = \frac{(A1 + F) * (100+L)}{100}$$

$$(2c) \quad S(CO2) = (10-B) * 10$$

wherein:

- 5 M stands for the molar mass of a specific compound and
- C stands for its carbon dioxide emission
on condition that the formulation contains a to z compounds
- F stands for processing related carbon dioxide emission
- A1 means the reactant based carbon dioxide emission
- 10 L stands for the losses of compounds during processing
- B represents the overall carbon dioxide emissions.

5. The method of Claim 1, wherein the score for the overall ecological toxicity S(ETOX) is calculated according to the following equation (3):

$$3 \quad S(ETOX) = 2/3 * MAX(Ma ; Pa) + 1/3 * ((Mb * Cb) + ... (Mz * Cz))$$

15 wherein:

- P stands for the Product Eco Tox Score and
- S stands for Supplier Performance Score
on condition that the formulation contains a to z compounds.

20 6. The method of Claim 1, wherein the score for the overall human toxicity S(HTOX) is calculated according to the following equation (4):

$$(4) \quad S(HTOX) = \frac{2/3 * MAX(Ma ; Pa) + 1/3 * (Mb * Cb) + ... (Mz * Cz)}{M_a + M_b + M_c + \dots M_z}$$

wherein:

- P stands for the Product Human Tox Score and
- S stands for Supplier Performance Score
- 25 on condition that the formulation contains a to z compounds.

7. The method of Claim 1, wherein the score for the overall land use S(LU) is calculated according to the following equation (5):

$$(5) \quad S(LU) = \frac{(M_a * D_a) + M_b * D_b) + (M_c * D_c) + ... (M_z * D_z)}{M_a + M_b + M_c + \dots M_z}$$

30 wherein:

- M stands for the molar mass of a specific compound and
- D stands for its Land Use
on condition that the formulation contains a to z compounds.

8. The method of Claim 1, wherein the score for the overall renewability S(REN) is calculated according to the following equation (6):

$$(6) \quad S(\text{REN}) = \frac{(M_a * D_a) + M_b * D_b) + (M_c * D_c) + \dots (M_z * D_z)}{R_a}$$

5 wherein:

M stands for the count of C atoms of a specific compound and

D stands for its Renewability

P stands for C atoms of product of the sythesis

on condition that the formulation contains a to z compounds.

- 10 9. The method of Claim 1, wherein the score for the overall traceability S(TRA) is calculated according to the following equation (7):

$$(7) \quad S(\text{TRA}) = \frac{(M_a * D_a) + M_b * D_b) + (M_c * D_c) + \dots (M_z * D_z)}{M_a + M_b + M_c + \dots M_z}$$

wherein:

15 M stands for the molar mass of a specific compound and

D stands for its Traceability

on condition that the formulation contains a to z compounds.

10. The method of Claim 1, wherein the score for the overall waste generation S(WAS) is calculated according to the following equation (8):

$$20 \quad (8a) \quad A1 = \frac{(M_a * C_a) + M_b * C_b) + (M_c * C_c) + \dots (M_z * C_z)}{P_a}$$

$$(8b) \quad A2 = \frac{(M_a + M_b + M_c + \dots M_z) - P_a}{P_a}$$

$$(8c) \quad B = (A1 + A2) * (100 + L)$$

25 $\frac{100}{100}$

$$(8d) \quad S(\text{WAS}) = (10-B) * 10$$

wherein:

M stands for the molar mass of a specific compound and

C stands for its e-Factor

30 on condition that the formulation contains a to z compounds

P stands for molar mass of product of the synthesis

A1 means the reactant based e-factor

A2 means the loss of molar mass during synthesis

L stands for the losses of compounds during processing

B represents the overall e-factor.

11. The method of Claim 1, wherein the score for the overall water consumption S(WAT) is calculated according to the following equation (9):

$$(9) \quad S(WAT) = \frac{(M_a * D_a) + M_b * D_b) + (M_c * D_c) + \dots (M_z * D_z)}{M_a + M_b + M_c + \dots M_z}$$

5

wherein:

M stands for the molar mass of a specific compound and

D stands for its Traceability

on condition that the formulation contains a to z compounds.

FIGURES

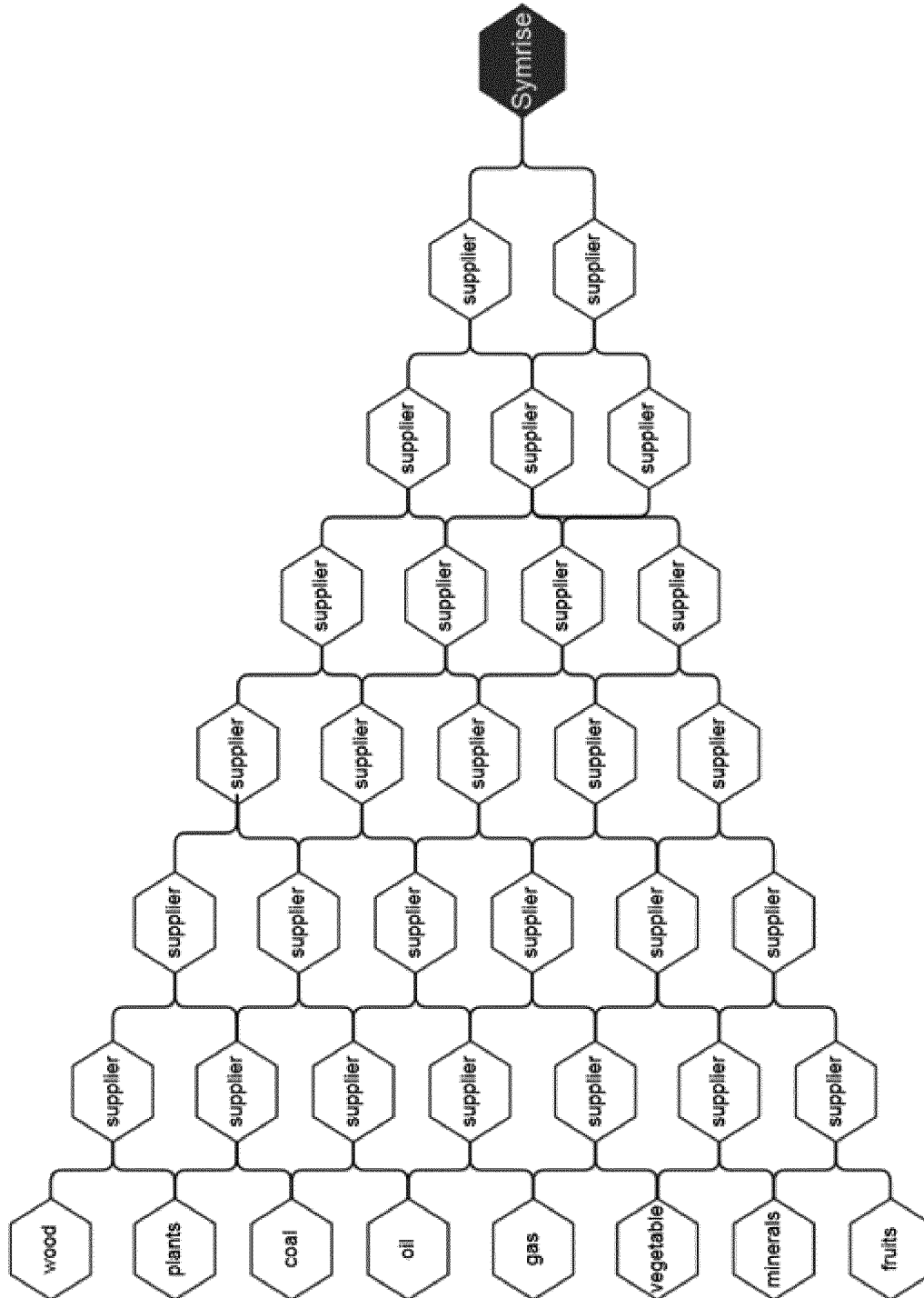


Figure 1

Product Tox	Product Eco Tox	E-Factor	Water	Bio Diversity	Land Use	Renewable	Traceability	Bio Degradable	CO2	Result
80,8	86	95	100	100	100	14,5	87,2	100	58,9	82,2

Figure 2a

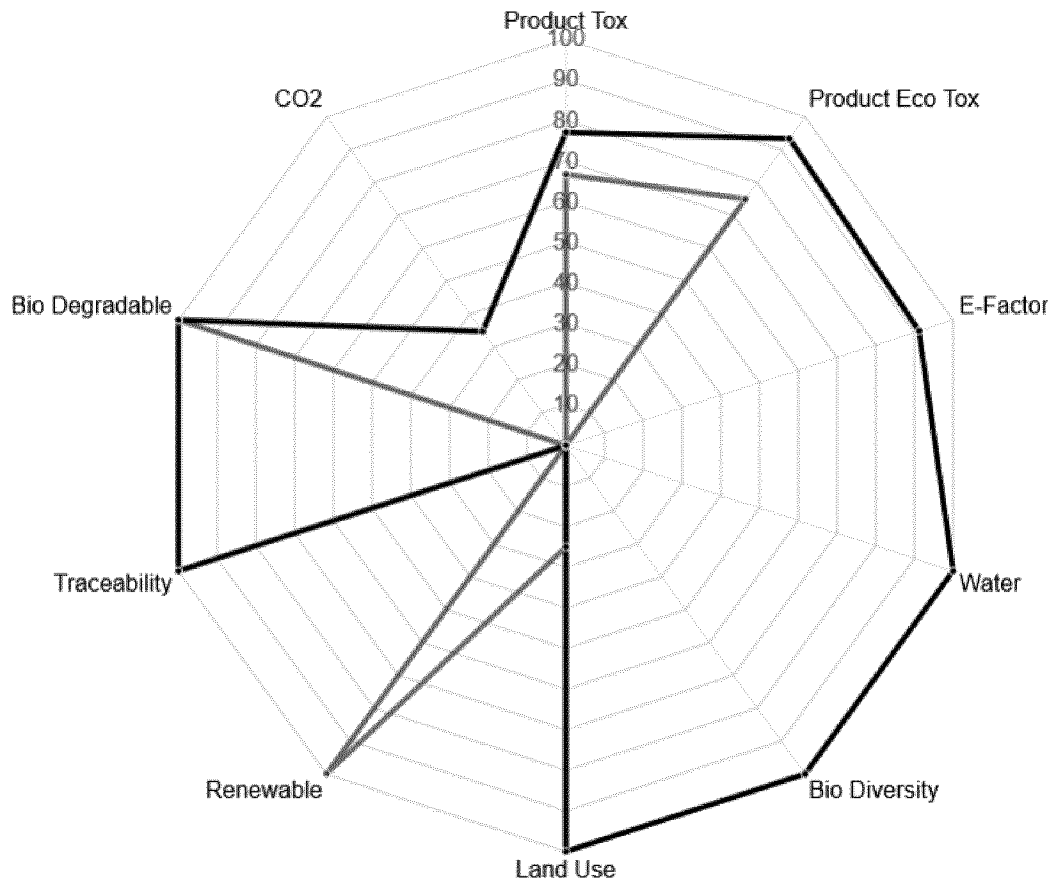


Figure 2b

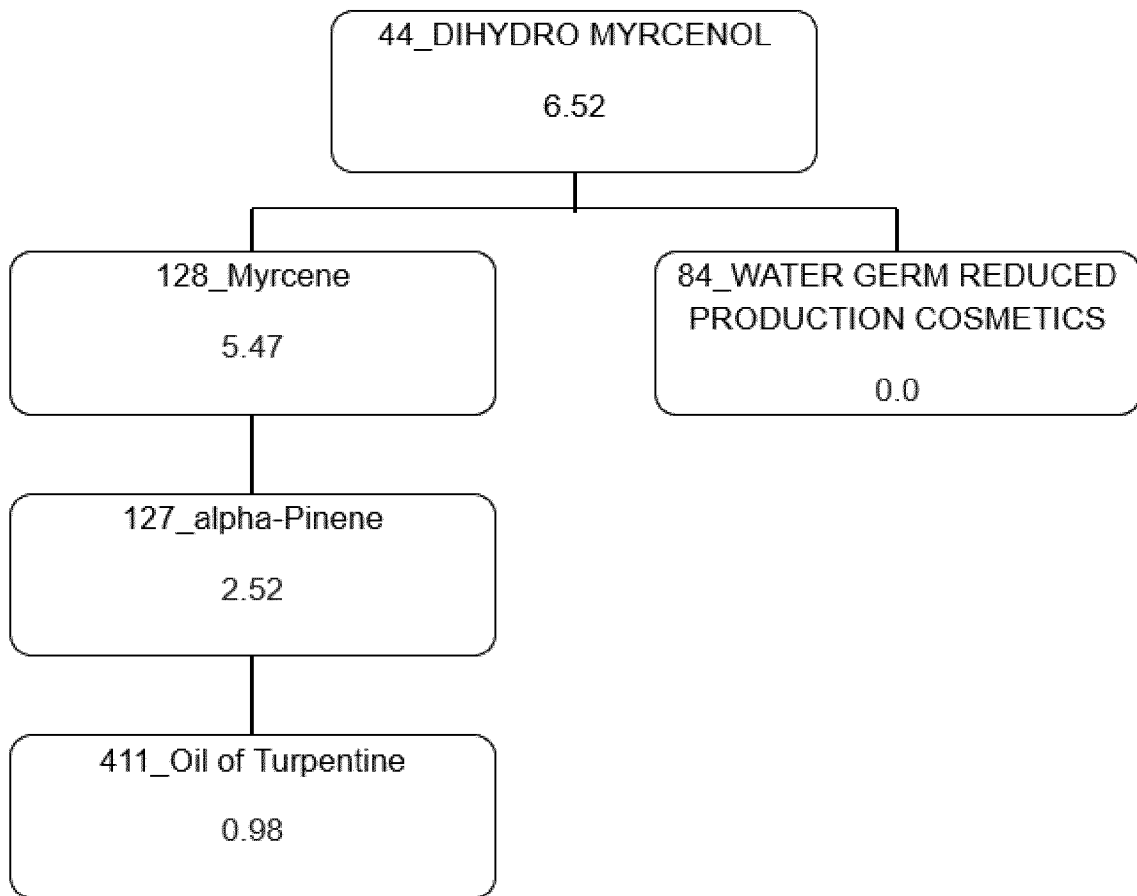
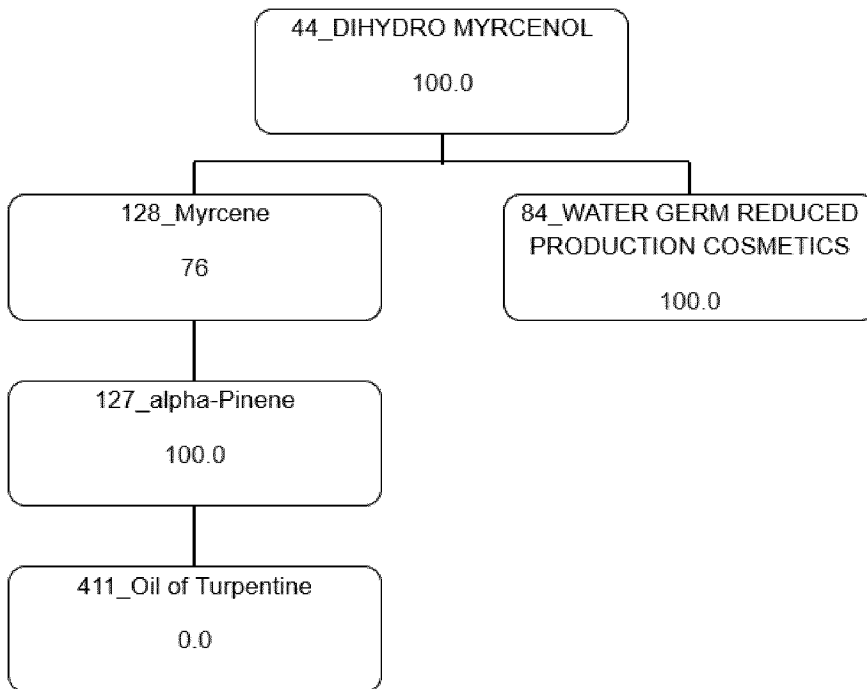


Figure 3

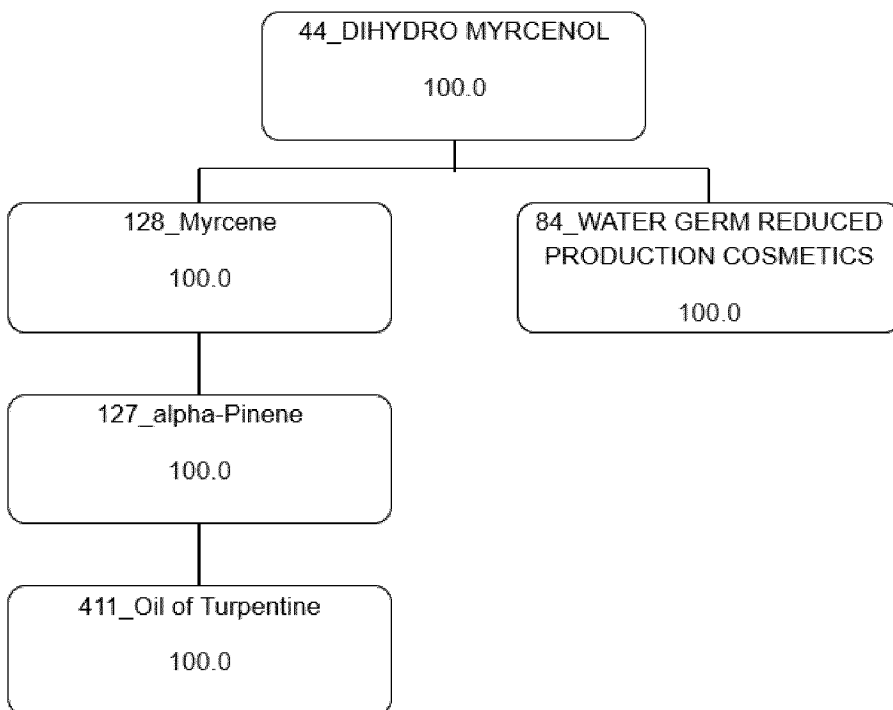
Fragrance raw material		Dihdromyrcenol	
		Myrcene	Water
Reactants		Alpha-pinene	
		Oil of turpentine	

Figure 4

Bio Degradable

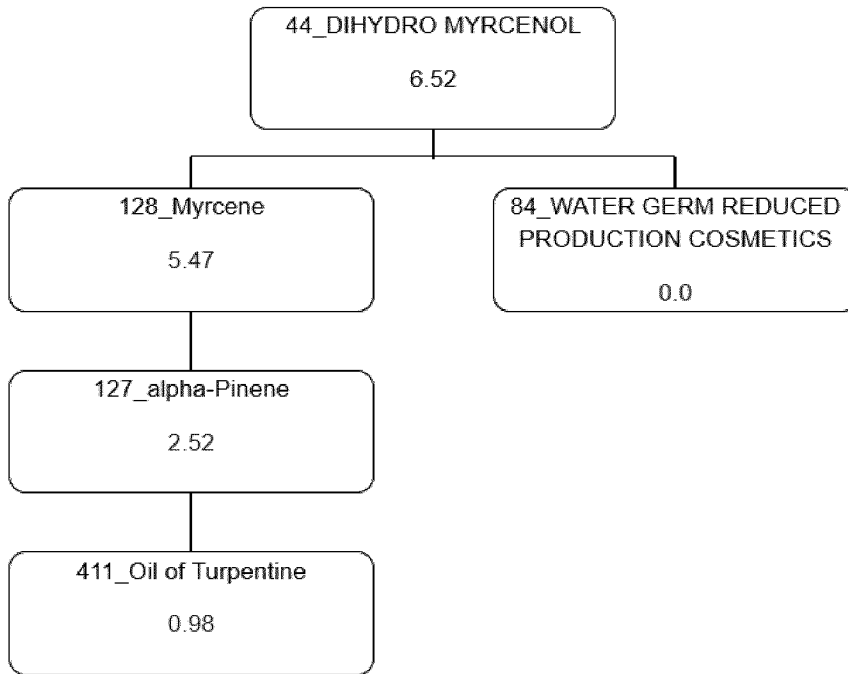


Bio Diversity

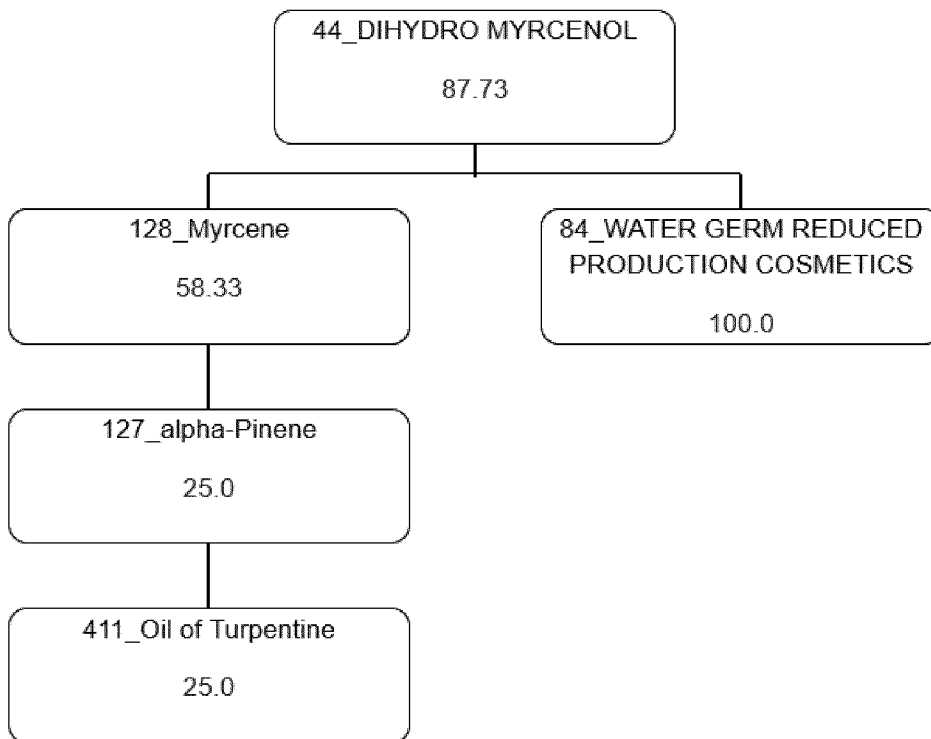


Figures 5A and 5B

CO2

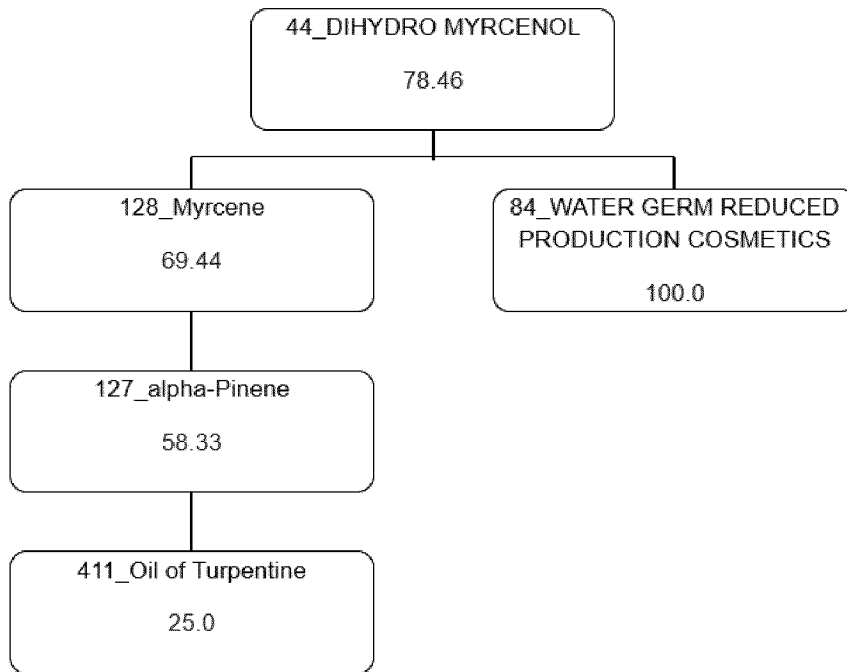


Process Eco Toxicity

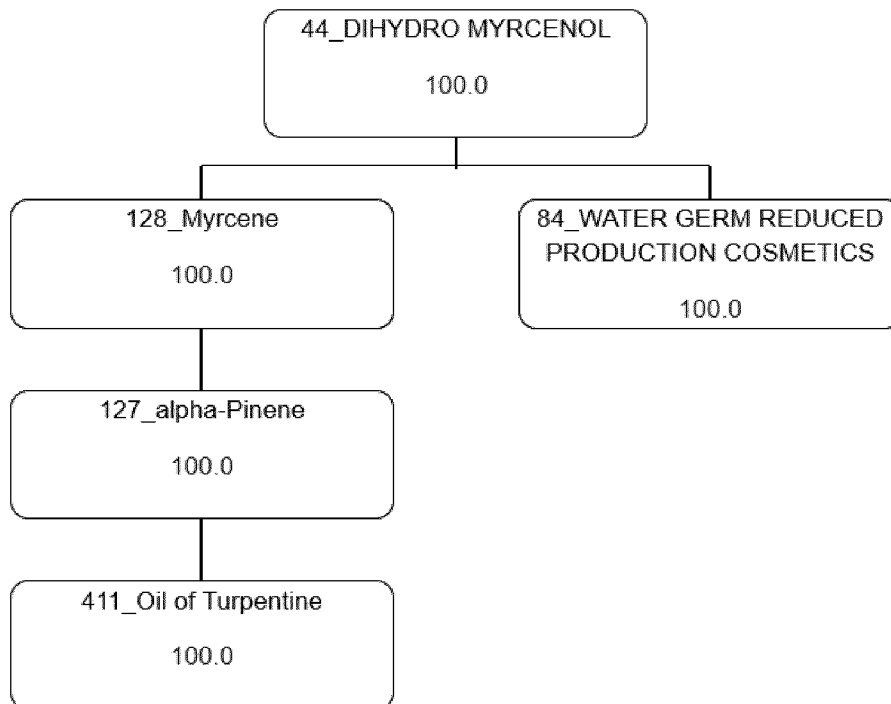


Figures 5C and 5D

Process Toxicity

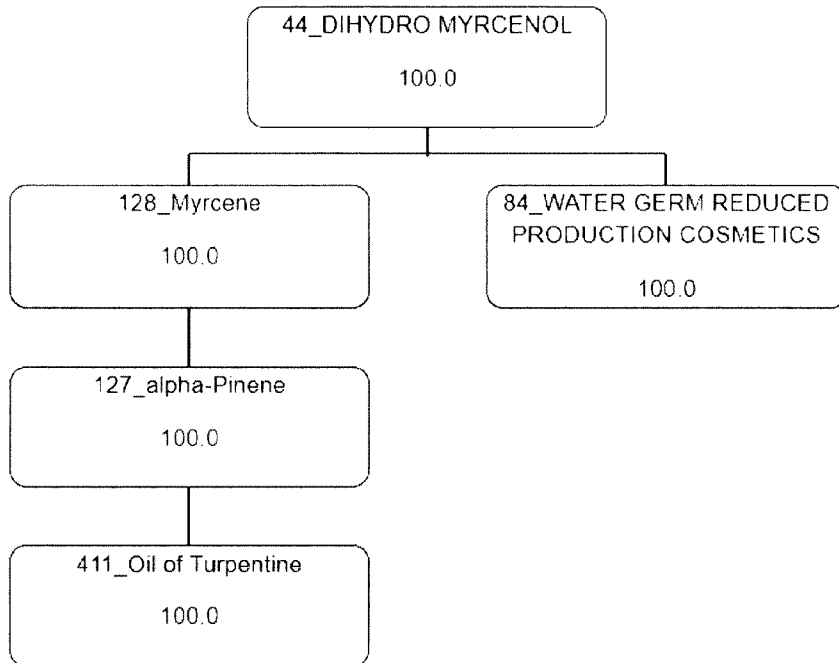


Land Use

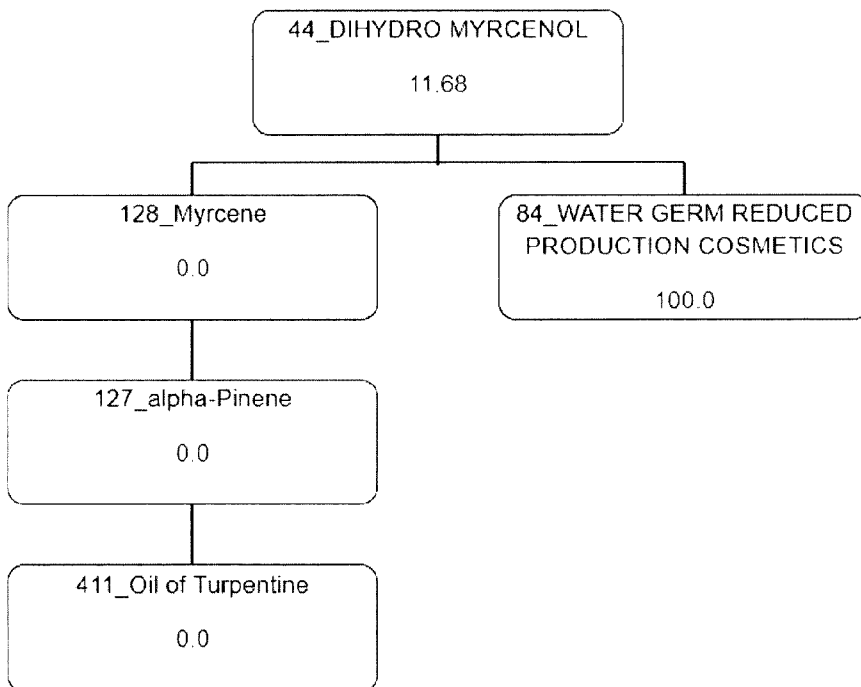


Figures 5E and 5F

Renewability

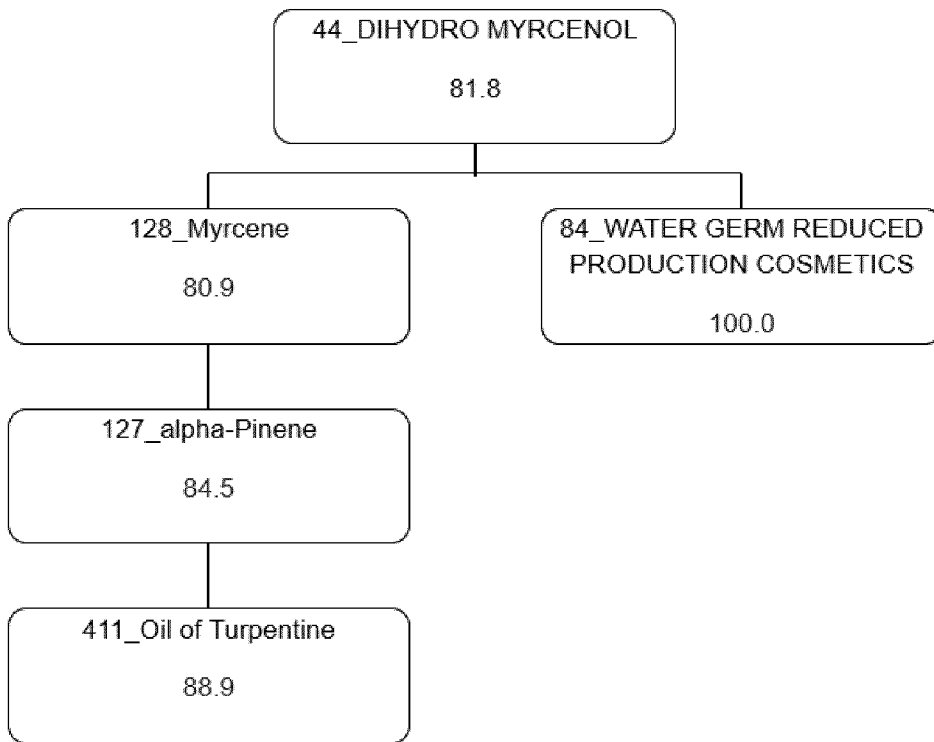


Traceability

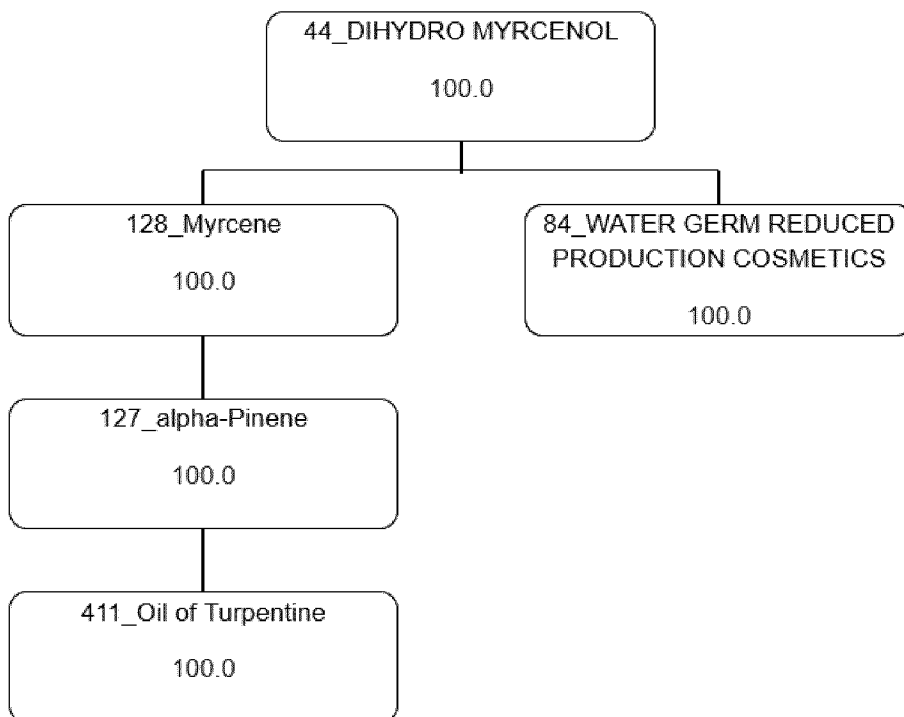


Figures 5G and 5H

Waste



Water



Figures 5I and 5J

Fragrance raw material 1		Fragrance raw material 2		Fragrance raw material 3		Fragrance product
Dihydro Myrcenol	+	Dipropylene Glycol	+	Hexyl cinnamic Aldehyde alpha	=	Test Mixture
1238,5		6211,6		1082,2		8532,3
Score: 80,7		Score: 79,4		Score: 82,0		Score: 82,2

Figure 6

INTERNATIONAL SEARCH REPORT

International application No
PCT/EP2016/052434

A. CLASSIFICATION OF SUBJECT MATTER
INV. G06F19/00 C11B9/00
ADD.
According to International Patent Classification (IPC) or to both national classification and IPC

B. FIELDS SEARCHED
Minimum documentation searched (classification system followed by classification symbols)
G06F C11B
Documentation searched other than minimum documentation to the extent that such documents are included in the fields searched

Electronic data base consulted during the international search (name of data base and, where practicable, search terms used)
EPO-Internal, WPI Data

C. DOCUMENTS CONSIDERED TO BE RELEVANT		
Category*	Citation of document, with indication, where appropriate, of the relevant passages	Relevant to claim No.
X	US 2006/004474 A1 (LONG DAVID C [US] ET AL) 5 January 2006 (2006-01-05) abstract	1-11
A	----- "Improving Product Sustainability" In: Anonymous: "Colgate Sustainability Report 2013: Giving the World Reasons to Smile", 2013, Colgate, XP002760369, page 25, ----- -/--	1-11

Further documents are listed in the continuation of Box C.

See patent family annex.

* Special categories of cited documents :

"A" document defining the general state of the art which is not considered to be of particular relevance	"T" later document published after the international filing date or priority date and not in conflict with the application but cited to understand the principle or theory underlying the invention
"E" earlier application or patent but published on or after the international filing date	"X" document of particular relevance; the claimed invention cannot be considered novel or cannot be considered to involve an inventive step when the document is taken alone
"L" document which may throw doubts on priority claim(s) or which is cited to establish the publication date of another citation or other special reason (as specified)	"Y" document of particular relevance; the claimed invention cannot be considered to involve an inventive step when the document is combined with one or more other such documents, such combination being obvious to a person skilled in the art
"O" document referring to an oral disclosure, use, exhibition or other means	"&" document member of the same patent family
"P" document published prior to the international filing date but later than the priority date claimed	

Date of the actual completion of the international search 16 August 2016	Date of mailing of the international search report 24/08/2016
--	---

Name and mailing address of the ISA/ European Patent Office, P.B. 5818 Patentlaan 2 NL - 2280 HV Rijswijk Tel. (+31-70) 340-2040, Fax: (+31-70) 340-3016	Authorized officer Saunders, Thomas
--	---

INTERNATIONAL SEARCH REPORT

International application No
PCT/EP2016/052434

C(Continuation). DOCUMENTS CONSIDERED TO BE RELEVANT		
Category*	Citation of document, with indication, where appropriate, of the relevant passages	Relevant to claim No.
A	<p>Ariel Schwartz: "IKEA Creates a Sustainability Scorecard for Its Products", Fastcompany.com</p> <p>3 March 2011 (2011-03-03), pages 1-2, XP002760370, Retrieved from the Internet: URL:http://www.fastcodesign.com/1663533/ikea-creates-a-sustainability-for-its-products [retrieved on 2016-07-28] -----</p>	1-11

INTERNATIONAL SEARCH REPORT

International application No.
PCT/EP2016/052434

Box No. II Observations where certain claims were found unsearchable (Continuation of item 2 of first sheet)

This international search report has not been established in respect of certain claims under Article 17(2)(a) for the following reasons:

1. Claims Nos.:
because they relate to subject matter not required to be searched by this Authority, namely:

2. Claims Nos.: 1-11(partially)
because they relate to parts of the international application that do not comply with the prescribed requirements to such an extent that no meaningful international search can be carried out, specifically:
see FURTHER INFORMATION sheet PCT/ISA/210

3. Claims Nos.:
because they are dependent claims and are not drafted in accordance with the second and third sentences of Rule 6.4(a).

Box No. III Observations where unity of invention is lacking (Continuation of item 3 of first sheet)

This International Searching Authority found multiple inventions in this international application, as follows:

1. As all required additional search fees were timely paid by the applicant, this international search report covers all searchable claims.

2. As all searchable claims could be searched without effort justifying an additional fees, this Authority did not invite payment of additional fees.

3. As only some of the required additional search fees were timely paid by the applicant, this international search report covers only those claims for which fees were paid, specifically claims Nos.:

4. No required additional search fees were timely paid by the applicant. Consequently, this international search report is restricted to the invention first mentioned in the claims; it is covered by claims Nos.:

Remark on Protest

- The additional search fees were accompanied by the applicant's protest and, where applicable, the payment of a protest fee.
- The additional search fees were accompanied by the applicant's protest but the applicable protest fee was not paid within the time limit specified in the invitation.
- No protest accompanied the payment of additional search fees.

FURTHER INFORMATION CONTINUED FROM PCT/ISA/ 210

Continuation of Box II.2

Claims Nos.: 1-11(partially)

Present claim 1 relates to a method defined (inter alia) by reference to the following unusual parameter:

average product sustainability score (PSC)

The use of this unusual parameter in the present context is considered to lead to a lack of clarity because the claim does not clearly identify the methods encompassed by it as the parameter cannot be clearly and reliably determined by indications in the description or by objective procedures which are usual in the art.

Furthermore, the parameters (b2)-(b6) and (b8)-(b-10) required to calculate the PSC can only be calculated via a complex scoring scheme which is different for each given parameter.

This makes it impossible to compare the claims to the prior art. As a result, the application does not comply with the requirement of clarity under Article 6 PCT.

The lack of clarity is to such an extent, that the search was performed taking into consideration the non-compliance in determining the extent of the search of claims 1-11.

The search of the claims was restricted to the general concept of providing a product sustainability scorecard for fragrance compounds.

The applicant's attention is drawn to the fact that claims relating to inventions in respect of which no international search report has been established need not be the subject of an international preliminary examination (Rule 66.1(e) PCT). The applicant is advised that the EPO policy when acting as an International Preliminary Examining Authority is normally not to carry out a preliminary examination on matter which has not been searched. This is the case irrespective of whether or not the claims are amended following receipt of the search report or during any Chapter II procedure. If the application proceeds into the regional phase before the EPO, the applicant is reminded that a search may be carried out during examination before the EPO (see EPO Guidelines C-IV, 7.2), should the problems which led to the Article 17(2) declaration be overcome.

INTERNATIONAL SEARCH REPORT

Information on patent family members

International application No

PCT/EP2016/052434

Patent document cited in search report	Publication date	Patent family member(s)	Publication date
US 2006004474	A1	05-01-2006	
		US 2004254742 A1	16-12-2004
		US 2006004474 A1	05-01-2006
