Dec. 19, 1933. T. RUDOLPH 1,939,793

MANIFOLDING SALES PAD

Filed March 15, 1933

Fig. 1.

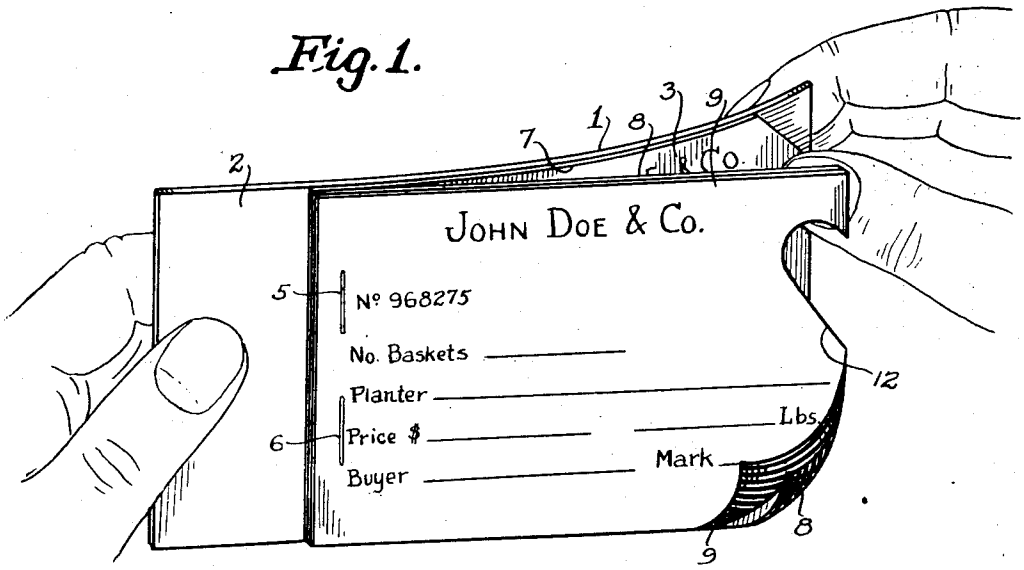

Fig. 2.

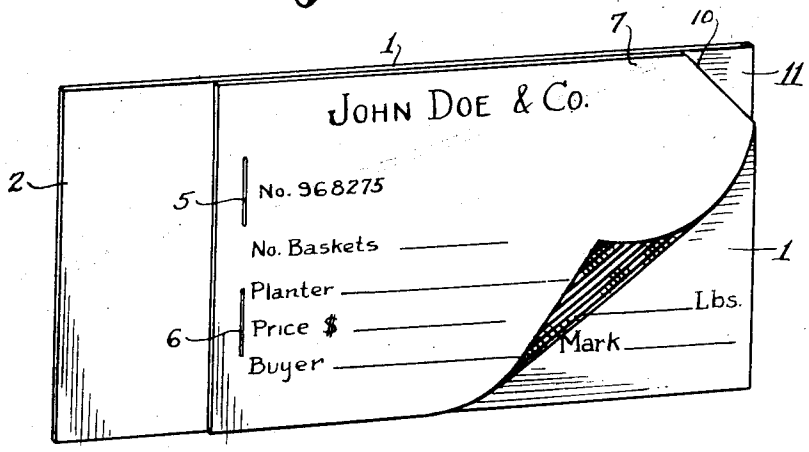

Fig. 4.

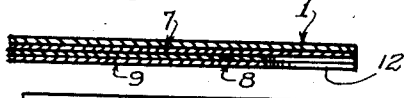

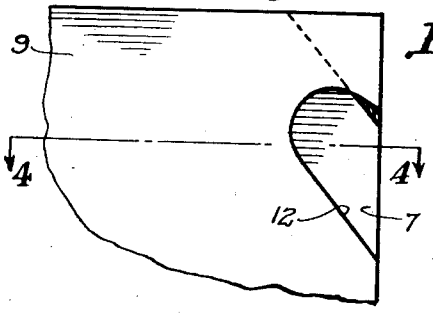

Fig. 3.

Inventor

TURNLEY RUDOLPH

By Mason Fenwick & Lawrence

Attorneys

Patented Dec. 19, 1933 1,939,793

UNITED STATES PATENT OFFICE

1,939,793

MANIFOLDING SALES PAD

Turnley Rudolph, Springfield, Tenn.

Application March 15, 1933. Serial No. 660,901

5 Claims. (Cl. 282—22)

This invention relates to improvements in manifolding sales pads designed particularly for use in auction sales where receipts must be written out and duplicated quickly; and where it is necessary, because of the haste in writing the receipts, that the parts of the pad may be readily separated from each other without danger of smudging or smearing any of the elements of the pad.

The main object of the invention is to provide a pad of this character having a comparatively stiff foundation sheet of cardboard on which is mounted superimposed flexible sheets, each having a carbon backing and adapted to be separated from the other, or others, by the act of bending the foundation sheet to raise the several carbon back sheets therefrom.

A further object of the invention is to provide a manifolding sales pad in which the edges of some of the superimposed sheets may have finger cutouts so arranged that each sheet can be removed by the user from the pad without rubbing the carboned back against any of the underlying sheets.

Other objects of the invention will become apparent as the detailed description thereof proceeds.

In the drawing:

Figure 1 is a perspective view illustrating a complete manifold sales book embodying this invention;

Figure 2 is a perspective view illustrating the same sales book with the upper sheets removed;

Figure 3 is a fragmentary plan view of one corner of the sales pad illustrating the arrangement of finger cutouts referred to; and

Figure 4 is a horizontal section taken on the line 4—4 of Figure 3.

As shown in the drawing, the invention comprises a foundation sheet 1, preferably rectangular in shape and formed from a good quality of thin cardboard. The sheet 1 is divided into two parts 2 and 3. The part 2 forms a hand grip by means of which the entire sales pad may be handled without danger of smearing the face of any sheet by pressing the carboned back of any upper sheet thereon.

Suitably secured, as by staples 5 and 6, to the cardboard sheet are carbon backed flexible printed sheets 7, 8 and 9. These three sheets 7, 8 and 9 are of the same dimensions as the part 3 of the cardboard 1 and overlie said part. The sheet 1 is intended as the seller's information sheet intended to be filed, for example, as part of a card index system. The part 3 of sheet 1 is intended to be provided with lines and printed matter referring to merchandise sold and giving the date, number of units, the name of the buyer and other desired information relating to the sale of such merchandise.

The sheet 7 is of the same dimensions as the part 3 of the sheet 1 and is provided with similar printed matter. This sheet 7 has its upper corner cut out diagonally along the line 10 so as to expose the upper right hand corner of the sheet 1. It will be obvious from inspection, particularly of Figure 2, that the sheet 7 may be readily separated from the sheet 1 by the operator gripping the part 2 as illustrated in Figure 1, applying his thumb to the part 11 of the sheet 1 exposed by the cut away portion 10 of the sheet 7, and then bending the cardboard sheet 1 backwardly to raise the free edges of sheet 7, and superimposed sheets therefrom.

As illustrated in Figure 1, the sheet 7 automatically separates its free edge from the sheet 1 and can be readily torn off from the said sheet 1 without the necessity of having to rub or press the carbon back of sheet 7 against the sheet 1. It is obviously desirable to be able to separate these sheets from the cardboard sheet 1 and from each other without being compelled to smudge the lower sheets, as is usual where the cutout portions are not provided.

The two upper sheets 8 and 9 are intended to be separated bodily from the sheets 7 and 1. For this purpose each of these sheets 8 and 9 is provided with a finger cutout 12 on its outer edges. In the particular industry for which these manifolding sales pads are intended to be used, it is desirable that the two upper sheets 7 and 8 shall be torn off at the same time and it is desirable that the lower sheet 7 shall be torn off at a later time to serve another purpose. For this reason, the two upper sheets have their finger cutouts registering with each other so that all that is necessary to remove them is for the user to grip the portion 2 with one hand, apply the thumb of his other hand to the cardboard and the part of the sheet 7 immediately under these finger cutouts. The bending of the foundation sheet 1 and the sheet 7 will then cause the sheets 8 and 9 to separate from sheets 1 and 7, and to be readily torn off without danger of smearing each other or the sheets 1 and 7.

While I have shown only three sheets secured to the foundation sheet 1, it is obvious that any number of such sheets may be used to form the manifolding pad, depending upon the number of receipts or sales records which must be made

for each transaction. If any other sheets be superimposed on the sheet 9 and these superimposed sheets are intended to be removed separately from the lower sheets, it is obvious that these additional sheets must be provided with finger cutouts similar to the cutout 12, but displaced downwardly from the said cutout 12, so that the thumb of the user may grip the lower sheets to prevent their rising up from the foundation sheet while the outer sheets are being removed or separated by the act of bending the foundation sheets backwardly to effect this separation.

It is thought that the invention and numerous of its attendant advantages will be understood from the foregoing description, and it is obvious that changes may be made in the form, construction and arrangement of the parts without departing from the spirit or scope of my invention, or sacrificing any of its attendant advantages; the form herein described being a preferred embodiment for the purpose of illustrating my invention.

What I claim is:

1. A Manifolding sales pad comprising a comparatively stiff flexible sheet of material divided into two parts, one of said parts having printed matter thereon, carbon backed triplicate leaves superimposed on the printed part of said sheet, said leaves having the same dimensions as said part and having similar printed matter thereon, said leaves having one edge of each secured to said sheet at the junction between said parts, the free edges of said leaves being partly cut away to form cut-outs disaligned depthwise of the pad to facilitate the separation of the leaves from each other and from said sheet.

2. A manifolding sales pad comprising a comparatively stiff flexible sheet of material divided into two parts, one of said parts having printed matter thereon, carbon backed triplicate leaves superimposed on the printed part of said sheet, said leaves having the same dimensions as said part and having similar printed matter thereon, said leaves having one edge of each secured to said sheet at the junction between said parts, the leaf next to said sheet having a portion of its free edge cut away to expose a part of said sheet.

3. A manifolding sales pad comprising a comparatively stiff flexible sheet of material divided into two parts, one of said parts having printed matter thereon, carbon backed triplicate leaves superimposed on the printed part of said sheet, said leaves having the same dimensions as said part and having similar printed matter thereon, said leaves having one edge of each secured to said sheet at the junction between said parts, the leaves above the leaf next to said sheet having portions of their free edges cut away to expose a part of said leaf.

4. A manifolding sales pad comprising a comparatively stiff flexible sheet of material divided into two parts, one of said parts having printed matter thereon, carbon backed triplicate leaves superimposed on the printed part of said sheet, said leaves having the same dimensions as said part and having similar printed matter thereon, said leaves having one edge of each secured to said sheet at the junction between said parts, the leaf next to said sheet having a portion of its free edge cut away to expose a part of said sheet, and the leaves above said leaf having portions of their free edges cut away to expose a portion of said leaf.

5. A manifolding sales pad comprising a comparatively stiff flexible sheet of material divided into two parts, one of said parts having printed matter thereon, carbon backed triplicate leaves superimposed on the printed part of said sheet, said leaves having the same dimensions as said part and having similar printed matter thereon, said leaves having one edge of each secured to said sheet at the junction between said parts, the leaf next to said sheet having one corner of its free edge cut away to expose part of said sheet, and the free edges of the leaf above said sheet having portions of their free edges cut away to expose part of the free edge of said leaf.

TURNLEY RUDOLPH.