



US00D487256S

(12) **United States Design Patent** (10) **Patent No.:** **US D487,256 S**
Ito et al. (45) **Date of Patent:** **** Mar. 2, 2004**

(54) **RACKMOUNT SERVER**

OTHER PUBLICATIONS

(75) Inventors: **Masakatsu Ito**, Saijo (JP); **Tamotsu Senda**, Onsen-gun (JP); **Koji Yukikado**, Saijo (JP)

Products Catalog, Owltech, Jun. 2002, vol. X, pp. 11-12 + cover and index, <http://www.owltech.co.jp/>.

Catalog: GS-SR202 2U Rackmount Server Platform Solution, GIGABYTE Technology, 2001.

(73) Assignee: **Matsushita Electric Industrial Co., Ltd.**, Osaka (JP)

* cited by examiner

(**) Term: **14 Years**

Primary Examiner—Joel Sincavage

(74) *Attorney, Agent, or Firm*—Brinks Hofer Gilson & Lione

(21) Appl. No.: **29/172,256**

(22) Filed: **Dec. 9, 2002**

(57) **CLAIM**

The ornamental design for a rackmount server, as shown and described.

(30) **Foreign Application Priority Data**

DESCRIPTION

Sep. 20, 2002 (JP) 2002-025714

(51) **LOC (7) Cl.** **14-02**

FIG. 1 is a top perspective view of a rackmount server of the present invention;

(52) **U.S. Cl.** **D14/113**

FIG. 2 is a rear perspective view thereof;

(58) **Field of Search** D14/300, 308,
D14/310, 311, 312, 313, 301, 349-356;
361/683, 724; 312/223.2

FIG. 3 is a front view thereof;

FIG. 4 is a rear view thereof;

FIG. 5 is a first side view thereof;

FIG. 6 is a second side view thereof;

FIG. 7 is a top view thereof; and,

FIG. 8 is a bottom view thereof.

(56) **References Cited**

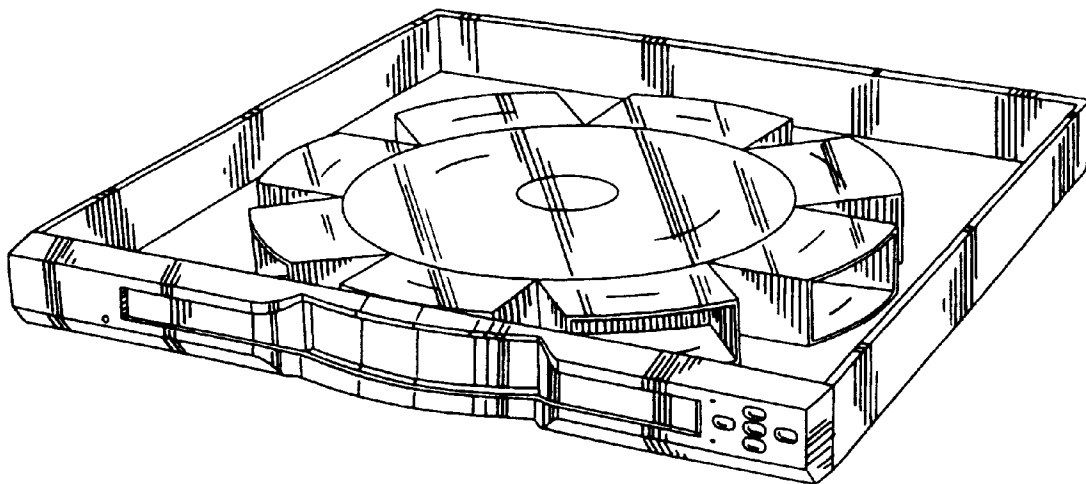
U.S. PATENT DOCUMENTS

4,979,636 A * 12/1990 Daly 361/724 X

5,788,346 A * 8/1998 Jacobson et al. 312/223.2 X

6,227,630 B1 * 5/2001 Brown et al. 312/223.2

1 Claim, 8 Drawing Sheets



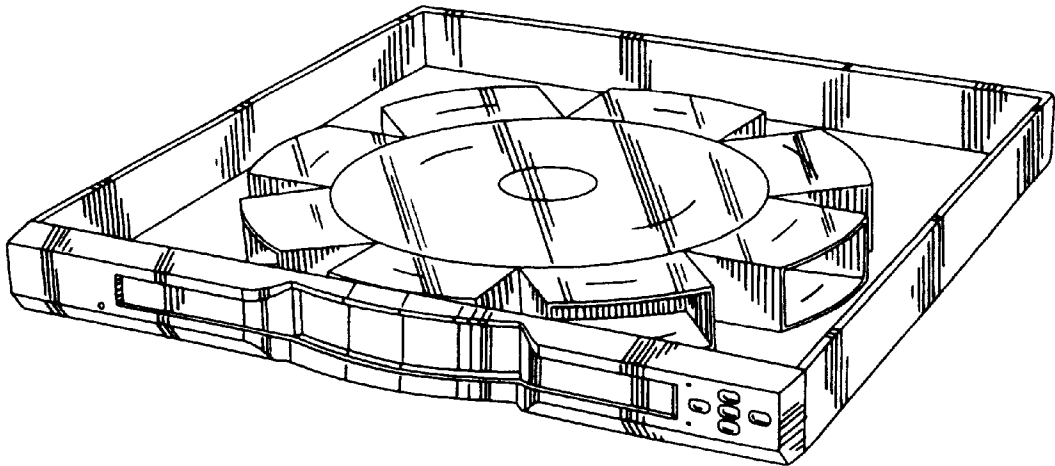


FIG. 1

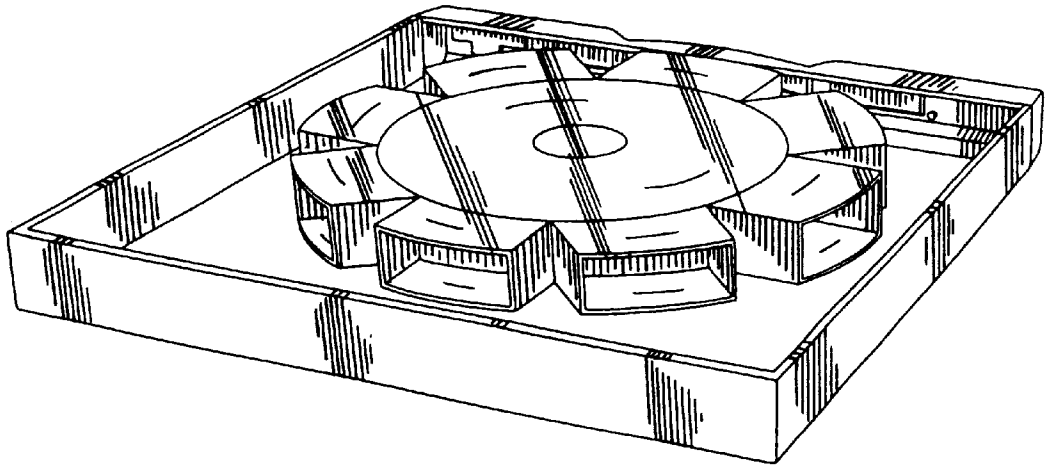


FIG. 2

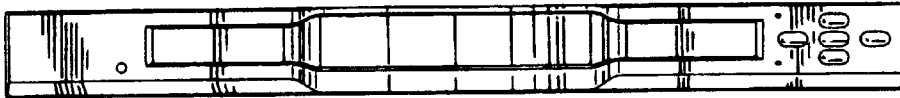


FIG. 3



FIG. 4



FIG. 5



FIG. 6

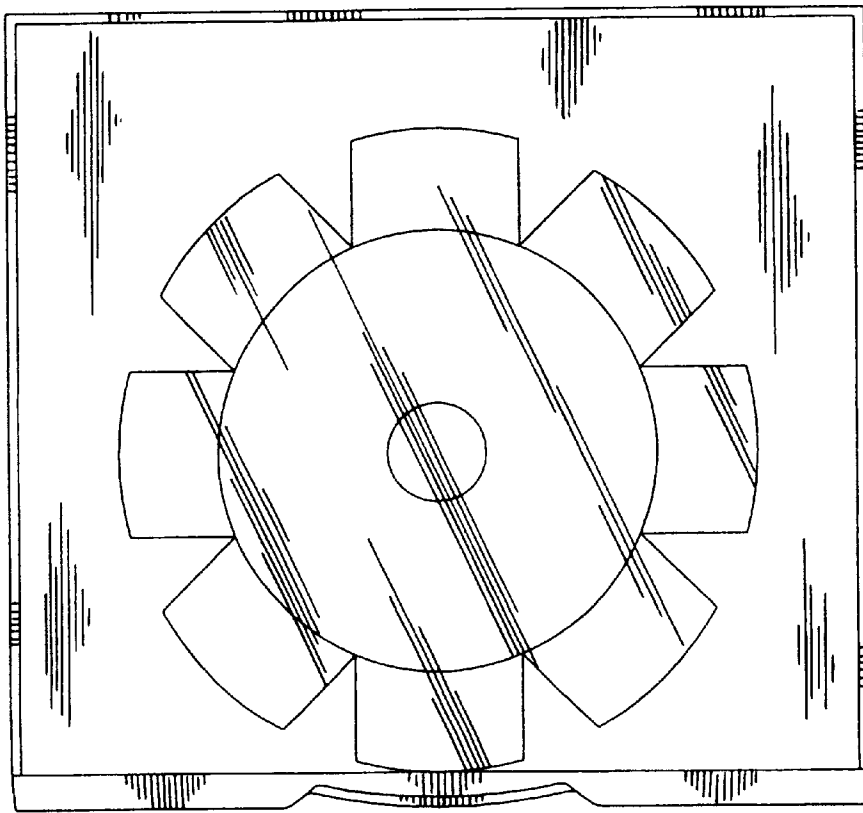


FIG. 7

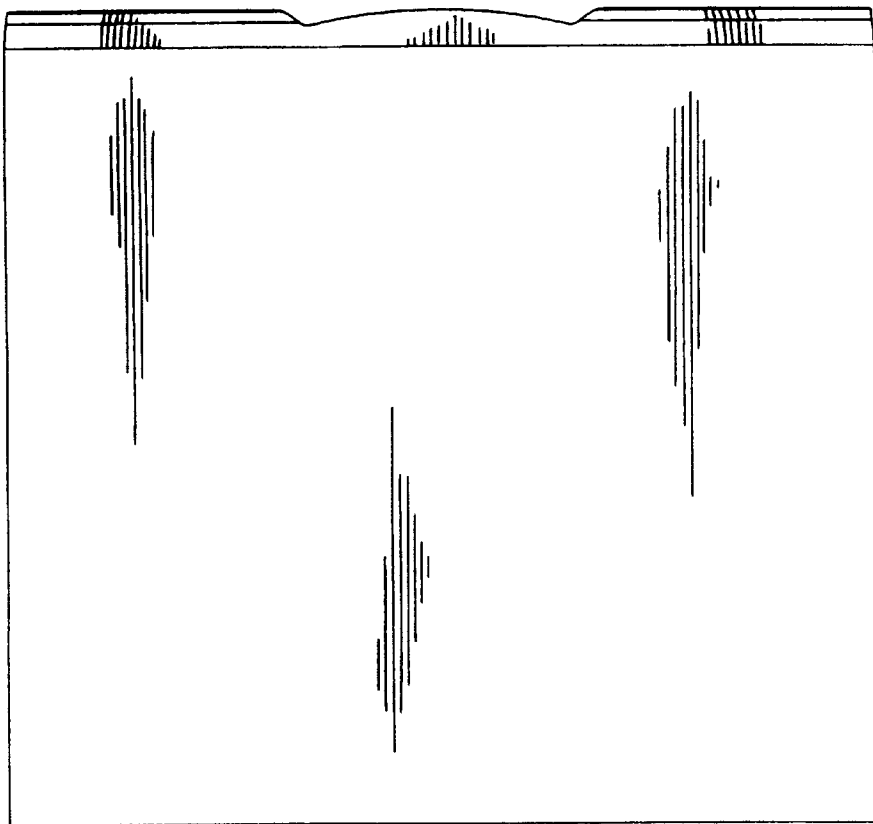


FIG. 8