



US00D719913S

(12) **United States Design Patent**
Bies

(10) **Patent No.:** **US D719,913 S**

(45) **Date of Patent:** **** Dec. 23, 2014**

- (54) **ELECTRICAL CONNECTOR**
- (75) Inventor: **Henryk Bies**, Sondershausen (DE)
- (73) Assignee: **Wago Verwaltungsgesellschaft mbH**, Minden (DE)
- (**) Term: **14 Years**
- (21) Appl. No.: **29/418,952**
- (22) Filed: **Apr. 24, 2012**
- (51) **LOC (10) Cl.** **13-03**
- (52) **U.S. Cl.**
USPC **D13/133**
- (58) **Field of Classification Search**
USPC D13/133, 146, 147, 154; 439/188, 278, 439/374, 378, 380, 527, 533, 607.01, 439/607.04, 607.05, 607.17, 607.25, 439/607.34, 607.41, 607.53, 668, 540.1, 439/541.5, 660, 892, 894, 939
See application file for complete search history.

D616,820 S *	6/2010	Gong et al.	D13/133
D632,251 S *	2/2011	Chen	D13/147
D632,252 S *	2/2011	Guo et al.	D13/147
D641,320 S *	7/2011	Huang	D13/133
D673,117 S *	12/2012	Gassauer	D13/133
D674,344 S *	1/2013	Bies	D13/133
D693,303 S *	11/2013	Bies	D13/133

* cited by examiner

Primary Examiner — Thomas Johannes
Assistant Examiner — Khawaja Anwar
 (74) *Attorney, Agent, or Firm* — Renner, Otto, Boisselle & Sklar LLP.

(57) **CLAIM**
 The ornamental design for an electrical connector, as shown and described.

DESCRIPTION

FIG. 1 is a front view of an electrical connector showing my new design;
 FIG. 2 is a bottom view thereof;
 FIG. 3 is a right side view thereof;
 FIG. 4 is a left side view thereof;
 FIG. 5 is a rear view thereof;
 FIG. 6 is a top view thereof; and,
 FIG. 7 is a perspective view thereof.
 The broken line in the drawing view is included to show unclaimed environment only and forms no part of the claimed design.

1 Claim, 7 Drawing Sheets

- (56) **References Cited**
 U.S. PATENT DOCUMENTS
 D419,133 S * 1/2000 Yoshida et al. D13/120
 D431,528 S * 10/2000 Zhu et al. D13/133
 D467,872 S * 12/2002 Yeh D13/133
 D558,674 S * 1/2008 Lin et al. D13/133
 D558,678 S * 1/2008 Han et al. D13/154
 D577,677 S * 9/2008 Li et al. D13/133
 D578,487 S * 10/2008 Han et al. D13/154

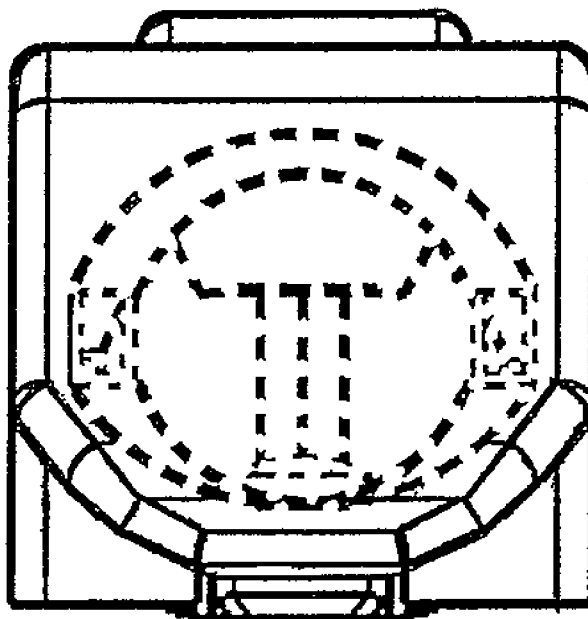


FIGURE 1

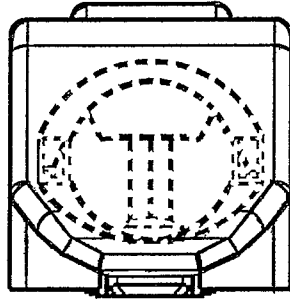


FIGURE 2

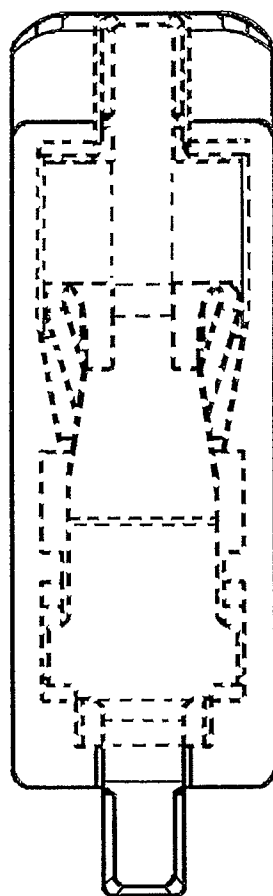


FIGURE 3




FIGURE 4




FIGURE 5

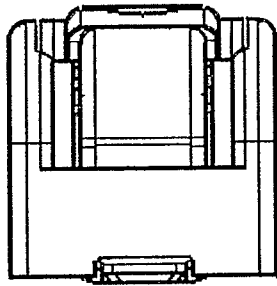


FIGURE 6

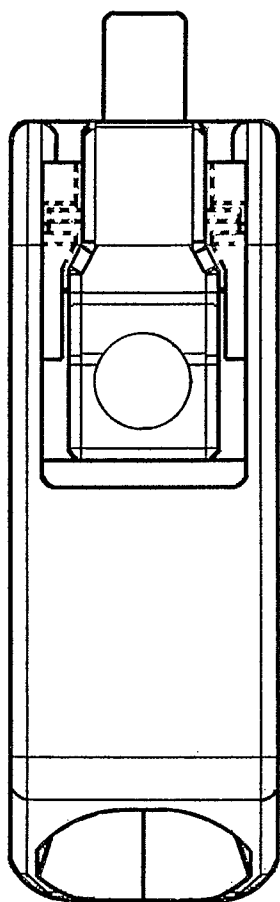


FIGURE 7

