



US00D448317B1

(12) **United States Design Patent** (10) **Patent No.:** **US D448,317 S**  
**North** (45) **Date of Patent:** **\*\* Sep. 25, 2001**

(54) **ORNAMENT**

D. 330,872 \* 11/1992 Ball ..... D11/43  
4,742,695 5/1988 Elsener ..... 63/1.1

(76) Inventor: **Beth A. North**, 2289 Fairway,  
Birmingham, MI (US) 48009

\* cited by examiner

(\*\*) Term: **14 Years**

*Primary Examiner*—Ralf Seifert  
(74) *Attorney, Agent, or Firm*—Gifford, Krass, Groh,  
Sprinkle, Anderson & Citkowski, P.C.

(21) Appl. No.: **29/119,034**

(22) Filed: **Feb. 22, 2000**

(57) **CLAIM**

The ornamental design for an ornament, as shown.

(51) **LOC (7) Cl.** ..... **11-01**

(52) **U.S. Cl.** ..... **D11/79**

**DESCRIPTION**

(58) **Field of Search** ..... D11/1, 200-204,  
D11/213, 222, 84, 67, 65, 106, 115, 33,  
43, 44, 79, 95-97; 2/144, 145; 40/618;  
24/50, 56, 49 R, 66.13, 3.6, 562, 563, 295

FIG. 1 is a perspective view of an embodiment of the ornament;

FIG. 2 is a top view of the ornament;

FIG. 3 is a side view of the ornament;

FIG. 4 is a bottom view of the ornament; and,

FIG. 5 is an alternate side view of the ornament.

It being understood that the broken lines are for illustrative purposes only.

(56) **References Cited**

**U.S. PATENT DOCUMENTS**

D. 203,737 \* 2/1966 Friedman ..... D11/79  
D. 306,707 \* 3/1990 De Frahan ..... D11/79  
D. 311,504 \* 10/1990 De Frahan ..... D11/79

**1 Claim, 1 Drawing Sheet**

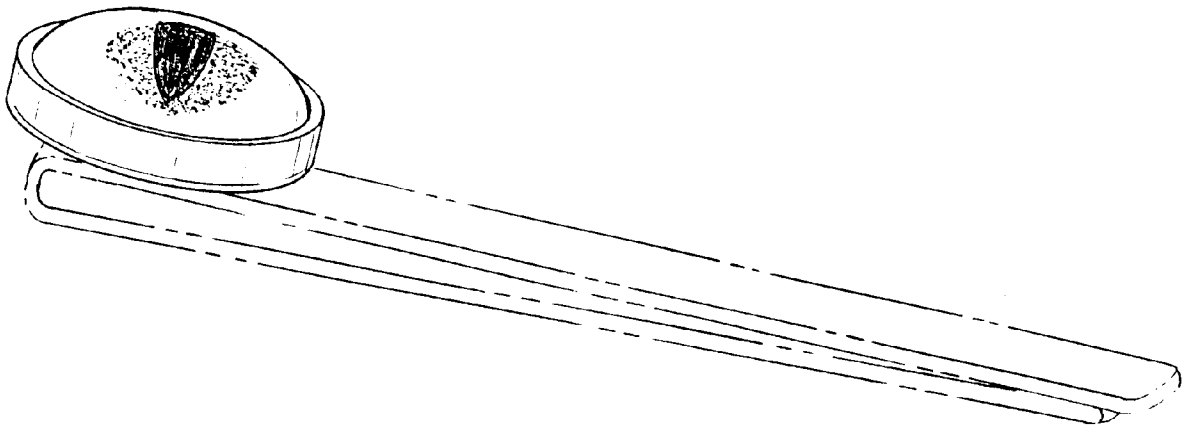


FIG - 1

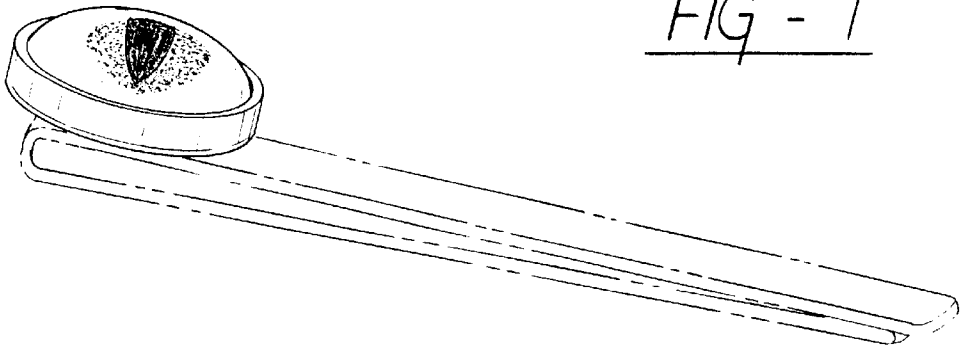


FIG - 2




FIG - 3

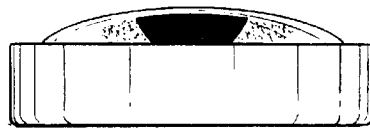


FIG - 4

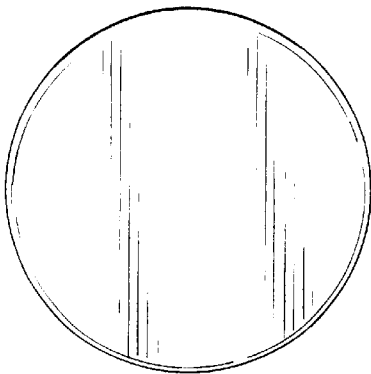


FIG - 5

