



US00D408481S

United States Patent [19]

[11] Patent Number: Des. 408,481

Disco

[45] Date of Patent: **Apr. 20, 1999

- [54] **SWING TRAINING GOLF BALL FOR TRAINING A PLURALITY OF SWINGS**
- [76] Inventor: **Thomas A. Disco**, 5685 Brookstone Walk, Acworth, Ga.
- [**] Term: **14 Years**
- [21] Appl. No.: **29/076,921**
- [22] Filed: **Sep. 26, 1997**

Related U.S. Application Data

- [63] Continuation-in-part of application No. 29/073,219, Jul. 3, 1997.
- [51] LOC (6) CL **21-02**
- [52] U.S. Cl. **D21/708**
- [58] Field of Search **D21/204, 205; 473/280, 378-385, FOR 134; 434/252**

References Cited

U.S. PATENT DOCUMENTS

D. 194,688	2/1963	Santora .	
D. 386,548	11/1997	Cullen, III .	
676,506	6/1901	Knight et al.	473/268
2,840,842	7/1958	Kaheny .	
3,081,091	3/1963	Grow .	
4,209,172	6/1980	Yamamoto	273/183
4,235,441	11/1980	Ciccarello	273/213
5,662,530	9/1997	Sellar	473/268

Primary Examiner—Ted Shooman
Assistant Examiner—Richelle Shelton
Attorney, Agent, or Firm—Louis T. Isaf

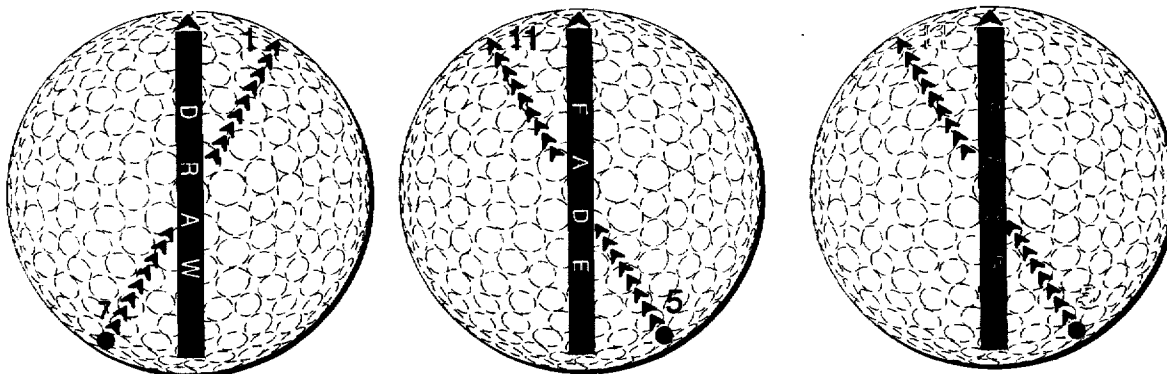
[57] CLAIM

The ornamental design for a “swing training golf ball for training a plurality of swings”, as shown and described.

DESCRIPTION

FIG. 1 is a front view of a swing training golf ball for training a plurality of swings showing my new design; FIG. 2 is a rear view thereof; FIG. 3 is a front view of a swing training golf ball for training a plurality of swings showing my new design, in accordance with a second embodiment of the present invention, shown with representative letters and numbers represented by broken lines to indicate that these numbers and letters are not a part of this embodiment of the invention; FIG. 4 is a rear view of the alternate embodiment of FIG. 3; FIG. 5 is a front view of a swing training golf ball for training a plurality of swings showing my new design, in accordance with a third embodiment of the present invention shown with representative letters are not a part of this embodiment of the invention; and, FIG. 6 is a rear view of the alternate embodiment of FIG. 5. The broken line showing of golf ball dimples in FIGS. 1-6 is for illustrative purposes only and forms no part of the claimed design.

1 Claim, 1 Drawing Sheet



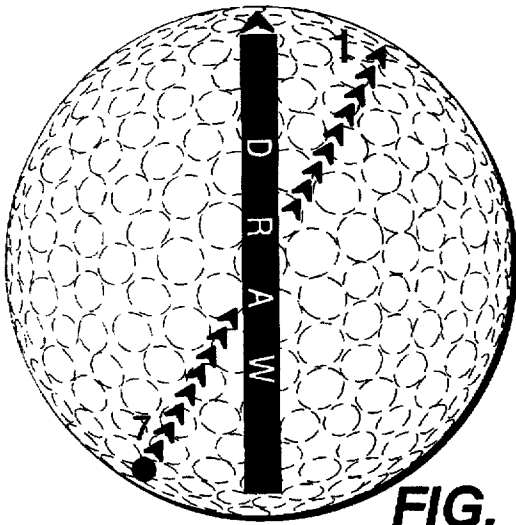


FIG. 1

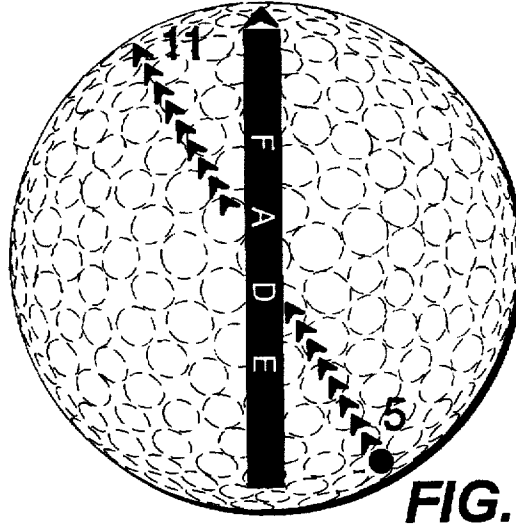


FIG. 2

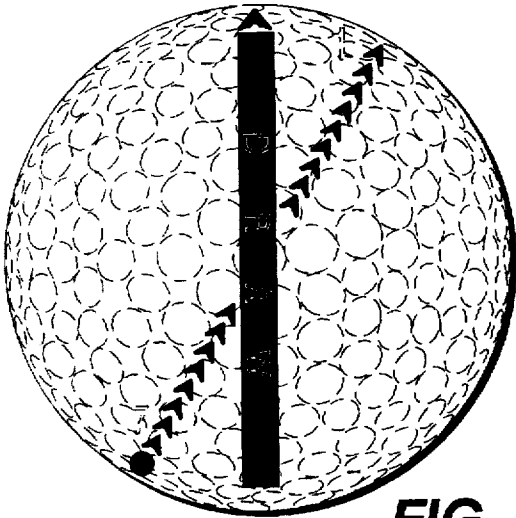


FIG. 3

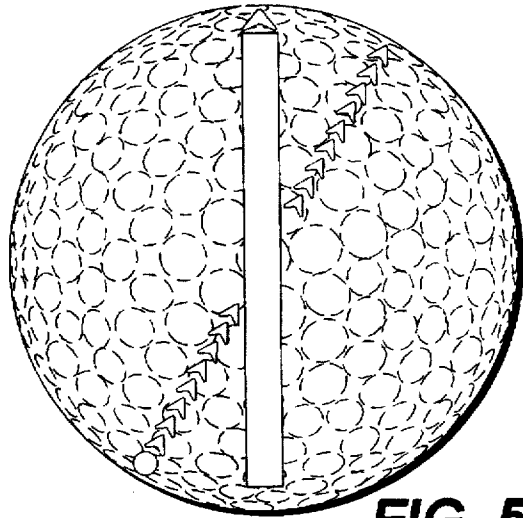


FIG. 5

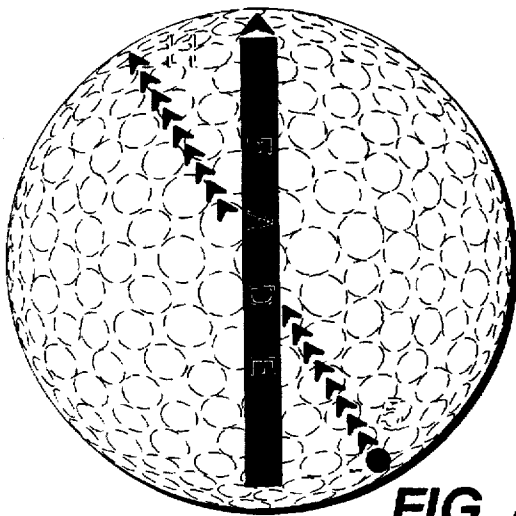


FIG. 4

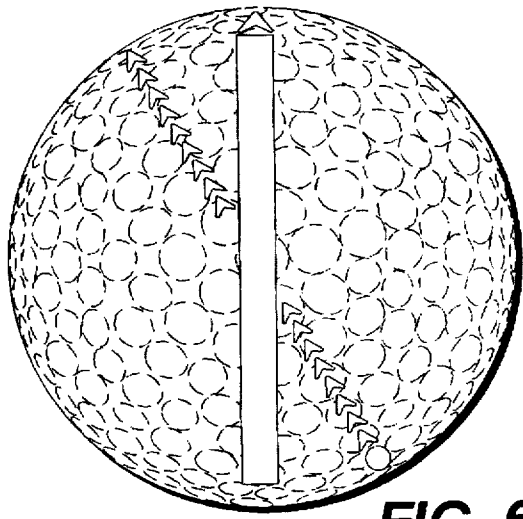


FIG. 6