



US0D1069095S

(12) **United States Design Patent**
Carr et al.

(10) **Patent No.:** **US D1,069,095 S**

(45) **Date of Patent:** **** Apr. 1, 2025**

(54) **VENT BAFFLE**

(71) Applicant: **ADO PRODUCTS, LLC**, Rogers, MN (US)

(72) Inventors: **Stephen Paul Carr**, Poland, ME (US);
Patrick John Jacobson, St. Francis, MN (US)

(73) Assignee: **ADO PRODUCTS, LLC**, Rogers, MN (US)

(**) Term: **15 Years**

(21) Appl. No.: **29/885,395**

(22) Filed: **Feb. 23, 2023**

(51) **LOC (15) Cl.** **23-03**

(52) **U.S. Cl.**

USPC **D23/393**

(58) **Field of Classification Search**

USPC D23/386, 389, 391-392, 397, 387, 388,
D23/393

CPC F24F 13/08; F24F 13/081

See application file for complete search history.

(56) **References Cited**

U.S. PATENT DOCUMENTS

D318,328 S *	7/1991	Brennan	D25/138
D318,527 S *	7/1991	Groenewold	D25/138
D320,848 S *	10/1991	Cutshall	D23/393
D377,829 S *	2/1997	Andresen	D23/393

OTHER PUBLICATIONS

Durovent with Baffle Attic Vent Channel; Date First Available: Dec. 30, 2011; <https://www.amazon.com/Durovent-Baffle-Attic-Vent-Channel/dp/B006RIPBVC> (Year: 2011).*
ADO Product Catalog, pp. 4-5; 2021; <https://www.adoproducts.com/> (Year: 2021).*

* cited by examiner

Primary Examiner — George J Ulsh

Assistant Examiner — Andrea Marie McKay

(74) *Attorney, Agent, or Firm* — Barnes & Thornburg LLP

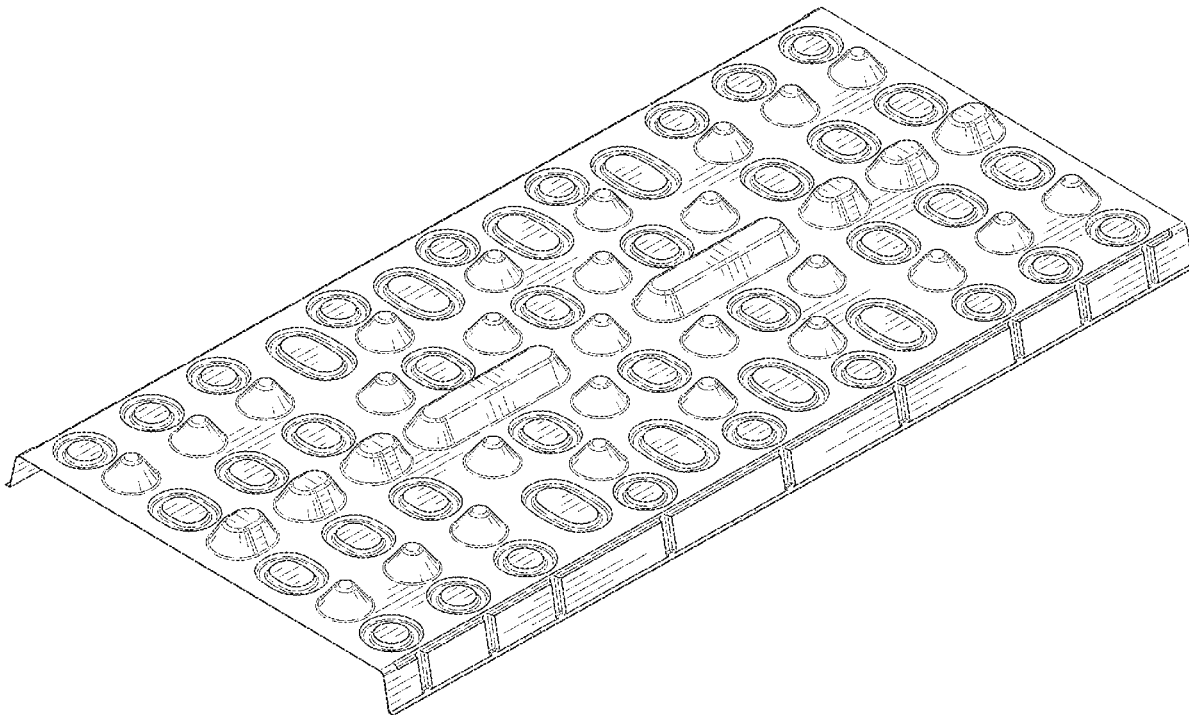
(57) **CLAIM**

The ornamental design for a vent baffle as shown and described.

DESCRIPTION

FIG. 1 is an upper perspective view of a vent baffle in accordance with our new design;
FIG. 2 is a front elevation view of the vent baffle of FIG. 1, the rear elevation being a mirror image;
FIG. 3 is a right side elevation view of the vent baffle of FIG. 1, the left side elevation being a mirror image;
FIG. 4 is a top plan view of the vent baffle of FIG. 1; and, FIG. 5 is a bottom plan view of the vent baffle of FIG. 1. The broken lines shown depict portions of the vent baffle that form no part of the claim.

1 Claim, 4 Drawing Sheets



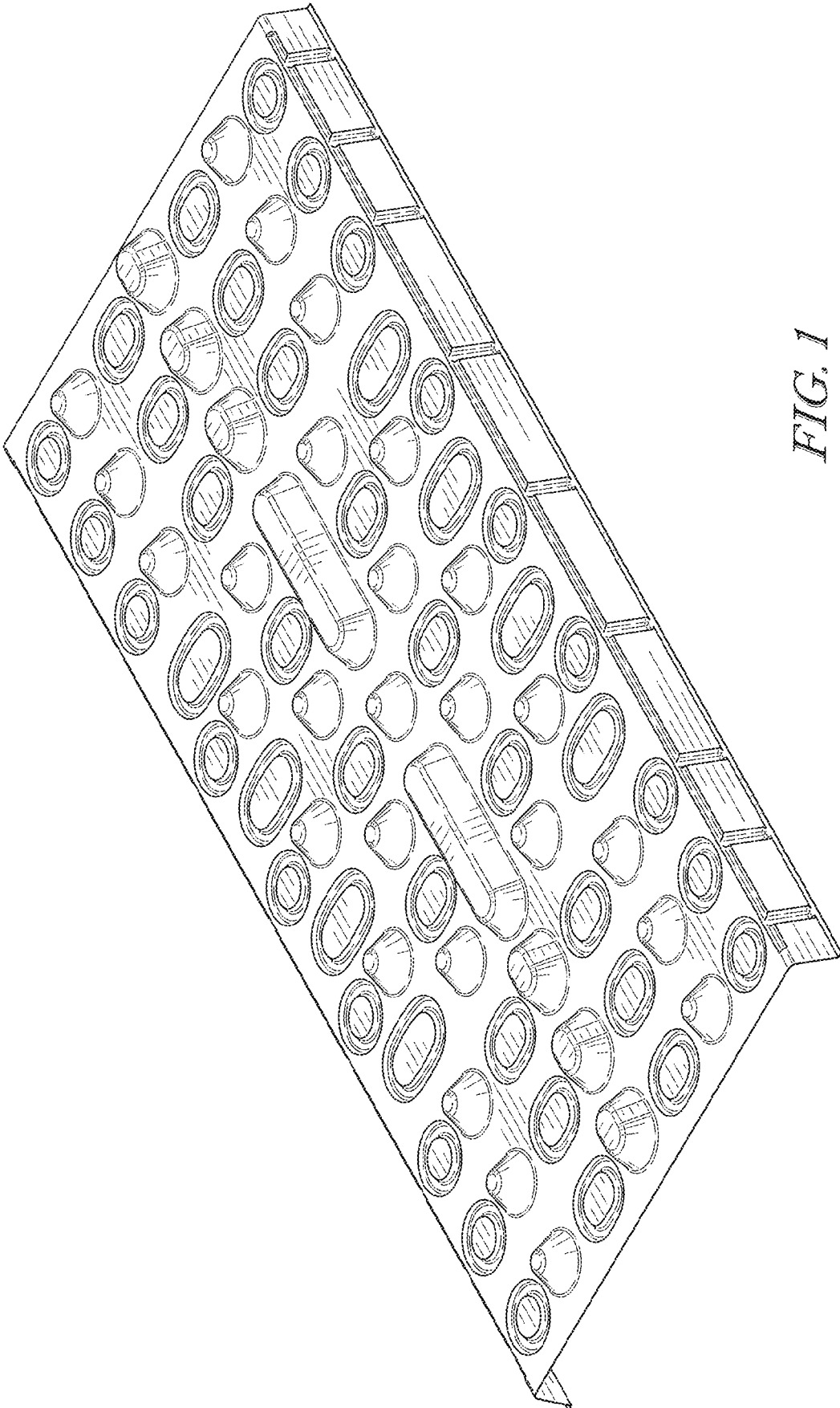


FIG. 1

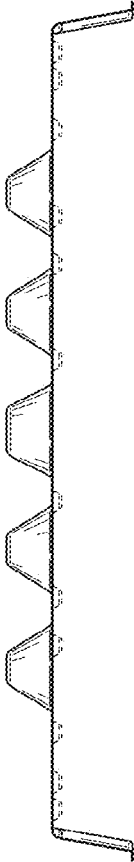


FIG. 2

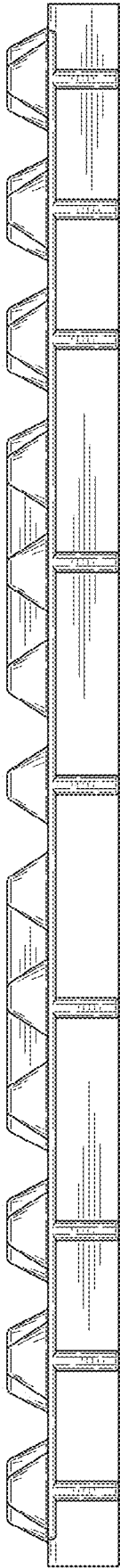


FIG. 3




FIG. 4




FIG. 5