

B. S. FLETCHER.

Rein-Holder.

No. 68.618.

Patented Sept 10. 1867.

Fig. 1.

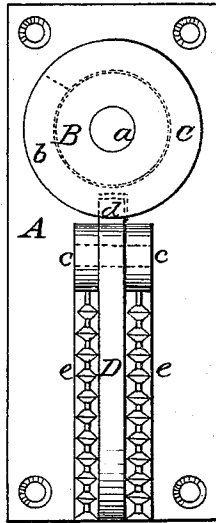


Fig. 2.

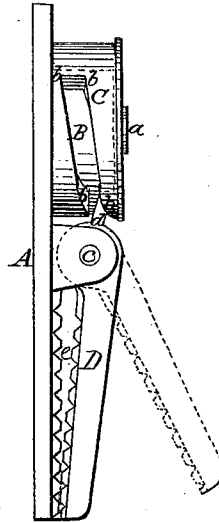


Fig. 3.

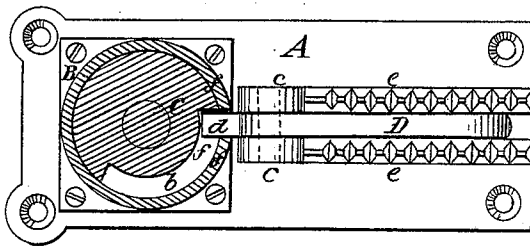
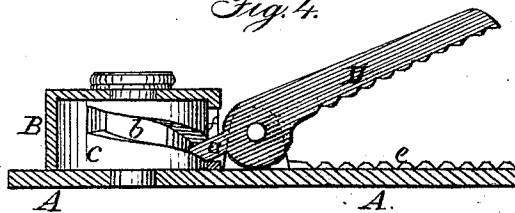


Fig. 4.



Witnesses:

Guy C. Humphreys
Charles Hermon.

Inventor:

Ben^g. S. Fletcher
by
D. E. Barnes & Co.
his Attorneys

United States Patent Office.

BENJAMIN S. FLETCHER, OF CORNISH, NEW HAMPSHIRE, ASSIGNOR TO
HIMSELF AND DAVID W. RAWSON.

Letters Patent No. 68,618, dated September 10, 1867.

IMPROVEMENT IN REIN-HOLDERS.

The Schedule referred to in these Letters Patent and making part of the same.

TO ALL WHOM IT MAY CONCERN:

Be it known that I, BENJAMIN S. FLETCHER, of Cornish, in the county of Sullivan, and State of New Hampshire, have invented a new and useful Apparatus for Securing the Reins of Animals that are Harnessed to Vehicles, to prevent them from falling or being dragged down around their heels, and fasten a boot, apron, or other article to the dash-board of a vehicle; and I do hereby declare the following to be a full, clear, and exact description thereof, reference being had to the annexed drawings, making part of this specification, in which—

Figure 1 is a front elevation, and

Figure 2 a side elevation of my invention.

Figures 3 and 4 are two views of a modification of the same.

A is a plate, having countersunk holes for screws, by which it may be attached to the inside of the dash-board of a carriage, either vertically, as seen in figs. 1 and 2, or horizontally, as in figs. 3 and 4. B is a cylindrical hub, shown in dotted lines in fig. 1, and partially seen in fig. 2, rigidly attached to, or in one piece with, the plate A, and surrounded and covered by the cam C, which is free to revolve around the hub B, and is kept from lifting off from it by a rivet-head on the stem *a* of the hub, or by a screw or equivalent device. The cam *c* has a knurled fillet around its top, for convenience in turning, and has a slot or opening, *b*, through its ring, running spirally, or like the thread of a screw, for about one-third of its circumference. D is a lever, which swings on a joint at *e*, and has a short arm, *d*, projecting into the spiral slot *b*, so that as the cam C is revolved the end of the lever D is moved to or from the plate A. This last is provided with two ridges, *e e*, which are serrated or furnished with teeth, and the edge of the lever next the plate is similarly serrated, and closes in between the ridges *e e*, so as to hold securely whatever may be placed between them.

Fig. 3 is an elevation of the same device, but showing the cam C as enclosed within a cylinder or case B, rigidly attached or in one piece with the plate A, which case B has a slot, *f*, through which the arm *d* of the lever D may project into the groove or spiral slot *b* of the cam C.

Fig. 4 is a section through the plate A and the case B, showing the cam C and its slot *b* in elevation. The cam C in this case may be a solid cylinder, as shown, or be hollow, with the edge of its top knurled for convenience in turning, and may revolve upon a spindle projecting from the plate A, furnished with a rivet-head, a screw, or other device, to keep the cam C in its place.

The parts of my rein-holder may be made of any suitable material, as wrought or cast metal, &c. The reins are brought over the top of the dash-board, and a couple of turns made around the lever D, or their bight passed between it and the plate A, while the lever is in the position shown by dotted lines, fig. 2, when the cam C is turned, so as to close the lever in to the plate A, as shown in full lines, same figure.

Having thus fully described my invention, what I claim therein as new, and desire to secure by Letters Patent, is—

The combination of the plate A with its serrated ridges *e e*, and the lever D with the revolving cam C, either surrounding a hub, B, or enclosed within a case, B, as set forth, and arranged and operating substantially as and for the purpose set forth.

In testimony whereof I have signed this specification in the presence of two witnesses:

BENJAMIN S. FLETCHER.

Witnesses:

EDWARD D. BAKER,

L. J. HURD.