

(19) World Intellectual Property Organization
International Bureau



(43) International Publication Date
11 August 2011 (11.08.2011)

(10) International Publication Number
WO 2011/097488 A1

(51) International Patent Classification:
B01D 53/64 (2006.01)

(21) International Application Number:
PCT/US2011/023758

(22) International Filing Date:
4 February 2011 (04.02.2011)

(25) Filing Language: English

(26) Publication Language: English

(30) Priority Data:
61/301,459 4 February 2010 (04.02.2010) US
61/312,443 10 March 2010 (10.03.2010) US
61/353,555 10 June 2010 (10.06.2010) US

(71) Applicant (for all designated States except US): **ADA ENVIRONMENTAL SOLUTIONS, LLC** [US/US]; 8100 Southpark Way, B-2, Littleton, CO 80120 (US).

(72) Inventors; and

(75) Inventors/Applicants (for US only): **DURHAM, Michael** [US/US]; 5252 Lariat Drive, Castle Rock, CO 80108 (US). **FRENCH, Nina, Bergan** [US/US]; 2297 Monticello Road, Napa, CA 94558 (US). **BISQUE, Raymond** [US/US]; 9113 Fern Way, Golden, CO 80403-8333 (US). **BALDREY, Kenneth, E.** [US/US]; 2746 West Yale Avenue, Denver, CO 80219 (US).

(74) Agent: **SWARTZ, Douglas, W.**; SHERIDAN ROSS P.C., 1560 Broadway, Suite 1200, Denver, CO 80202 (US).

(81) Designated States (unless otherwise indicated, for every kind of national protection available): AE, AG, AL, AM, AO, AT, AU, AZ, BA, BB, BG, BH, BR, BW, BY, BZ, CA, CH, CL, CN, CO, CR, CU, CZ, DE, DK, DM, DO, DZ, EC, EE, EG, ES, FI, GB, GD, GE, GH, GM, GT, HN, HR, HU, ID, IL, IN, IS, JP, KE, KG, KM, KN, KP, KR, KZ, LA, LC, LK, LR, LS, LT, LU, LY, MA, MD, ME, MG, MK, MN, MW, MX, MY, MZ, NA, NG, NI, NO, NZ, OM, PE, PG, PH, PL, PT, RO, RS, RU, SC, SD, SE, SG, SK, SL, SM, ST, SV, SY, TH, TJ, TM, TN, TR, TT, TZ, UA, UG, US, UZ, VC, VN, ZA, ZM, ZW.

(84) Designated States (unless otherwise indicated, for every kind of regional protection available): ARIPO (BW, GH, GM, KE, LR, LS, MW, MZ, NA, SD, SL, SZ, TZ, UG, ZM, ZW), Eurasian (AM, AZ, BY, KG, KZ, MD, RU, TJ, TM), European (AL, AT, BE, BG, CH, CY, CZ, DE, DK, EE, ES, FI, FR, GB, GR, HR, HU, IE, IS, IT, LT, LU, LV, MC, MK, MT, NL, NO, PL, PT, RO, RS, SE, SI, SK, SM, TR), OAPI (BF, BJ, CF, CG, CI, CM, GA, GN, GQ, GW, ML, MR, NE, SN, TD, TG).

Published:

— with international search report (Art. 21(3))

(54) Title: METHOD AND SYSTEM FOR CONTROLLING MERCURY EMISSIONS FROM COAL-FIRED THERMAL PROCESSES

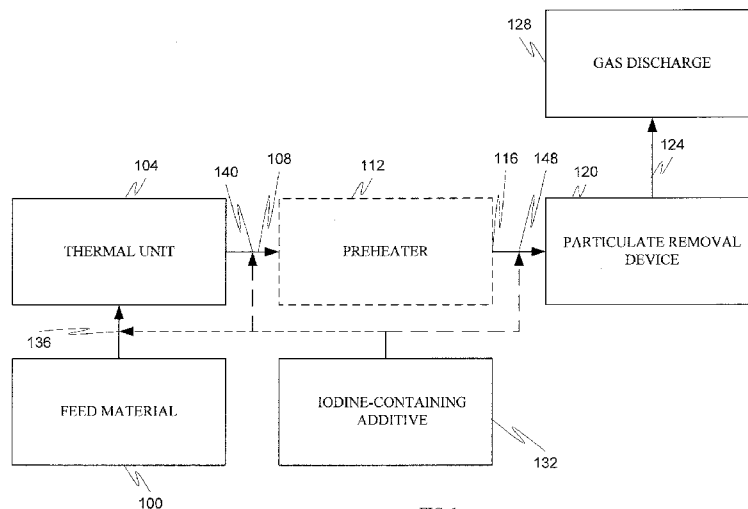


FIG. 1

(57) Abstract: The present disclosure is directed to the use of elemental or speciated iodine to control total mercury emissions.

WO 2011/097488 A1

potential application to the control of mercury emissions on most coal-fired power plants, even those plants that may achieve some mercury control through control devices designed for other pollutants, such as wet or dry scrubbers for the control sulfur dioxide.

5 ACI is a low capital cost technology. The largest cost element is the cost of sorbents. However, ACI has inherent disadvantages that are important to some users. First, ACI is normally not effective at plants configured with hot-side electrostatic precipitators or higher temperature cold-side electrostatic precipitators, because the temperature at which the particulates are collected is higher than the temperature at which the carbon adsorbs the oxidized mercury. Second, activated carbon is less effective for
10 plants firing high- and medium-sulfur coal and plants using sulfur trioxide flue gas conditioning due to the interference of sulfur trioxide with capture of mercury on the carbon surface.

Another technique to control mercury emissions from coal-fired power plants is bromine injection with ACI. Such a mercury control system is sold by Alstom Power Inc.
15 under the trade names Mer-Cure™ or KNX™ and by Nalco Mobotec Company under the trade name MerControl 7895™. Bromine is believed to oxidize elemental mercury and form mercuric bromide. To remove mercury effectively, bromine injection is done at high rates, typically above 100 ppmw of the coal depending on the carbon injection rate. At 100 ppmw without ACI, bromine has been reported as removing only about 40% of the
20 mercury.

Bromine is problematic for at least two reasons. It can form HBr in the flue gas, which is highly corrosive to plant components, such as ductwork. In particular, cold surfaces in the gas path, such as air preheater internals, outlet ductwork, scrubber and stack liners, are very susceptible to corrosion attack. Also at such high injection rates, a
25 significant amount of bromine will be emitted from the stack and into the environment. Bromine is a precursor to bromomethane, hydrobromofluorocarbons, chlorobromomethane and methyl bromide, which are known ozone depleters in the earth's upper atmosphere.

SUMMARY

30 These and other needs are addressed by the various aspects, embodiments, and configurations of the present disclosure. The aspects, embodiments, and configurations are directed generally to the conversion of gas-phase mercury to a form that is more readily captured.

In one aspect, a method is provided that includes the step:

(a) in a gas stream containing vapor-phase mercury and vapor-phase iodine (the vapor-phase iodine typically being derived from an iodine-containing additive), separating about 50% or more of the (total) vapor-phase mercury (both elemental and speciated) from the gas stream, wherein one or more of the following conditions exists:

(i) the gas stream comprises about 3.5 ppmw or less vapor-phase iodine;

(ii) in the gas stream, a molar ratio of vapor-phase iodine to vapor-phase mercury is no more than about 600;

(iii) at an air preheater outlet or a particulate control device inlet, a concentration of vapor-phase iodine in the gas stream (whether natively occurring in the feed material and/or introduced as an additive) ranges from about 0.1 to about 10 ppmw; and

(iv) the vapor-phase iodine concentration relative to a weight of a mercury-containing feed material producing the vapor-phase mercury is about 30 ppmw or less.

For low native iodine-containing feed materials, the concentration of vapor-phase iodine in the mercury-containing gas stream commonly ranges from about 0.05 to 10 ppmw.

In another aspect, a method is provided that includes the steps:

(a) contacting a mercury-containing feed material with an iodine-containing additive to form a treated feed material, the feed material natively comprising no more than about 2 ppmw iodine and an iodine concentration of the iodine-containing additive relative to a weight of the feed material being about 30 ppmw or less;

(b) generating, from the treated feed material, a gas stream comprising vapor-phase mercury and iodine; and

(c) removing (by any technique) 50% or more of the (total) mercury (both speciated and elemental) from the mercury-containing gas stream.

In most applications, vapor-phase iodine facilitates or enables vapor-phase mercury to be removed from the mercury-containing gas stream.

The iodine-containing additive can not only be cost effective but also efficacious, at surprisingly low concentrations, in removing both elemental and speciated mercury from mercury-containing gas streams. Compared to bromine and chlorine, the iodine-containing additive has been found to promote cost effectively formation of particle-bound mercury species at relatively high temperatures. Iodine, unlike bromine, can have

enhanced mercury-iodine homogeneous and/or heterogeneous reactions that do not require carbon-based surfaces for mercury removal. Surprisingly and unexpectedly, iodine was found to be at least about 10 times more effective at mercury capture, compared to bromine, even in the substantial absence of a sorbent, such as carbon. The surprising and unexpected performance of iodine at such low concentrations would not be obvious to one of ordinary skill in the art based on known properties of iodine.

The present disclosure can provide a number of advantages depending on the particular configuration. For example, hot side electrostatic precipitators, which cannot rely on activated carbon injection for mercury control, can use the iodine-containing additive to promote the precipitation of a portion of the mercury, even at higher temperatures. Iodine can enable removal of mercury effectively at higher temperatures than bromine and chlorine in the substantial or complete absence of carbon particulates such as unburned carbon ("UBC") or powdered activated carbon. Such higher temperatures are generally not conducive to effective mercury capture with activated carbon injection.

Because iodine can be 10 times more effective than previously demonstrated when using halogens, such as bromine in mercury removal, significantly reduced concentrations of iodine can be used to enable removal the required amounts of mercury. Compared to bromine, this reduction means that the risk of halogen slip in the flue gas can be much less, leading to reduced total emissions of added halogens and/or their acid species. Elemental and acid forms of bromine and chlorine can form Hazardous Air Pollutants (HAP's) and precursors of harmful stratospheric ozone depletion chemicals, such as bromomethane, hydrobromofluorocarbons, chlorobromomethane and methyl bromide.

Moreover, iodine, even if it is discharged into the atmosphere, is generally less environmentally harmful than bromine. Elemental iodine and iodine compounds can be less environmentally damaging than elemental bromine and bromine compounds. For example, captured mercury promoted by iodine can be much more environmentally stable on collected ash than captured mercury promoted by bromine.

The reduction of bromine or chlorine additives can further alleviate boiler tube and gas path corrosion caused by adding high levels of halogens. Bromine, for example, can form HBr in the flue gas, which is highly corrosive to plant components, such as ductwork. Iodine, by contrast, is generally less corrosive than either chlorine or bromine,

thereby presenting a reduced potential for costly process downtime for repairs. In fact, iodine compounds are anti-corrosive agents in many applications.

The iodine-containing additive can be, compared to bromine, more resistant to the detrimental effect of other gas species on mercury removal. Mercury will generally not
5 be removed effectively by carbon sorbents in the presence of higher sulfur trioxide and/or nitrogen dioxide concentrations in the mercury-containing gas stream. The iodine-containing additive can enable or facilitate removal of mercury effectively even in the presence of a high concentration of acid gases (which high partial pressure typically refers to a trioxide concentration of at least about 5 ppmv in the mercury-containing gas stream
10 and even more typically of at least about 10 ppmv and/or a nitrogen dioxide concentration of at least about 5 ppmv and even more typically at least about 10 ppmv). The higher sulfur oxide concentration can be due to sulfur levels in the feed material and/or where SO₃ is injected to improve performance of the particulate removal device. The condensation temperature of sulfur trioxide and/or nitrogen dioxide on a collection or
15 sorbent surface can be lower than the condensation temperatures of mercuric iodide and periodic acid. As noted, condensed acid can displace sorbed mercury from a carbon sorbent particle surface.

By forming a mercury-containing particulate that can be collected in an electrostatic precipitator or baghouse, the mercury can be removed prior to entering the
20 wet scrubber. This can eliminate the potential for re-emission of elemental mercury from the scrubber. It can also reduce or eliminate mercury from the scrubber sludge.

Another advantage of forming a mercury particulate, as opposed to adsorption onto the surface of a sorbent material, can be temperature stability. The adsorption process is typically very temperature dependent such that when mercury is adsorbed at one
25 temperature, it is likely to be desorbed at a higher temperature. This can lead to off gassing of captured mercury when the temperature increases at a plant due to changes in load or other operating conditions. In contrast, the particulate form of mercury is generally less likely to be released as the temperature increases.

Stability of captured mercury in fly ash or other retained particulate solids is
30 related to leachability and solubility of the mercury. Mercuric iodide, HgI₂, has a very low solubility in water, which is significantly different from (less soluble than) other oxidized mercury species such as HgCl₂ and HgBr₂. The solubility in water is more than two orders of magnitude lower than bromide or chloride species: HgCl₂ is 73.25 g/l, HgBr₂ is

6.18 g/l, HgI_2 is 0.06 g/l and Hg^0 is 5.73×10^{-05} g/l. The lower solubility of captured HgI_2 will reduce the leachability in fly ash and other solid particulates compared to other oxidized mercury species.

5 These and other advantages will be apparent from the disclosure of the aspects, embodiments, and configurations contained herein.

"A" or "an" entity refers to one or more of that entity. As such, the terms "a" (or "an"), "one or more" and "at least one" can be used interchangeably herein. It is also to be noted that the terms "comprising", "including", and "having" can be used interchangeably.

10 "Absorption" is the incorporation of a substance in one state into another of a different state (e.g. liquids being absorbed by a solid or gases being absorbed by a liquid). Absorption is a physical or chemical phenomenon or a process in which atoms, molecules, or ions enter some bulk phase - gas, liquid or solid material. This is a different process from adsorption, since molecules undergoing absorption are taken up by the volume, not by the surface (as in the case for adsorption).

15 "Adsorption" is the adhesion of atoms, ions, biomolecules, or molecules of gas, liquid, or dissolved solids to a surface. This process creates a film of the adsorbate (the molecules or atoms being accumulated) on the surface of the adsorbent. It differs from absorption, in which a fluid permeates or is dissolved by a liquid or solid. Similar to surface tension, adsorption is generally a consequence of surface energy. The exact nature of the bonding depends on the details of the species involved, but the adsorption process is
20 generally classified as physisorption (characteristic of weak van der Waals forces) or chemisorption (characteristic of covalent bonding). It may also occur due to electrostatic attraction.

25 "Ash" refers to the residue remaining after complete combustion of the coal particles. Ash typically includes mineral matter (silica, alumina, iron oxide, etc.).

"At least one", "one or more", and "and/or" are open-ended expressions that are both conjunctive and disjunctive in operation. For example, each of the expressions "at least one of A, B and C", "at least one of A, B, or C", "one or more of A, B, and C", "one or more of A, B, or C" and "A, B, and/or C" means A alone, B alone, C alone, A and B
30 together, A and C together, B and C together, or A, B and C together. When each one of A, B, and C in the above expressions refers to an element, such as X, Y, and Z, or class of elements, such as X_1 - X_n , Y_1 - Y_m , and Z_1 - Z_o , the phrase is intended to refer to a single element selected from X, Y, and Z, a combination of elements selected from the same

class (e.g., X_1 and X_2) as well as a combination of elements selected from two or more classes (e.g., Y_1 and Z_o).

“Biomass” refers to biological matter from living or recently living organisms. Examples of biomass include, without limitation, wood, waste, (hydrogen) gas, seaweed, algae, and alcohol fuels. Biomass can be plant matter grown to generate electricity or heat. Biomass also includes, without limitation, plant or animal matter used for production of fibers or chemicals. Biomass further includes, without limitation, biodegradable wastes that can be burnt as fuel but generally excludes organic materials, such as fossil fuels, which have been transformed by geologic processes into substances such as coal or petroleum. Industrial biomass can be grown from numerous types of plants, including miscanthus, switchgrass, hemp, corn, poplar, willow, sorghum, sugarcane, and a variety of tree species, ranging from eucalyptus to oil palm (or palm oil).

“Coal” refers to a combustible material formed from prehistoric plant life. Coal includes, without limitation, peat, lignite, sub-bituminous coal, bituminous coal, steam coal, anthracite, and graphite. Chemically, coal is a macromolecular network comprised of groups of polynuclear aromatic rings, to which are attached subordinate rings connected by oxygen, sulfur, and aliphatic bridges.

“Halogen” refers to an electronegative element of group VIIA of the periodic table (e.g., fluorine, chlorine, bromine, iodine, astatine, listed in order of their activity with fluorine being the most active of all chemical elements).

“Halide” refers to a binary compound of the halogens.

“High alkali coals” refer to coals having a total alkali (e.g., calcium) content of at least about 20 wt.% (dry basis of the ash), typically expressed as CaO, while “low alkali coals” refer to coals having a total alkali content of less than 20 wt.% and more typically less than about 15 wt.% alkali (dry basis of the ash), typically expressed as CaO.

“High iron coals” refer to coals having a total iron content of at least about 10 wt.% (dry basis of the ash), typically expressed as Fe_2O_3 , while “low iron coals” refer to coals having a total iron content of less than about 10 wt.% (dry basis of the ash), typically expressed as Fe_2O_3 . As will be appreciated, iron and sulfur are typically present in coal in the form of ferrous or ferric carbonates and/or sulfides, such as iron pyrite.

“High sulfur coals” refer to coals having a total sulfur content of at least about 1.5 wt.% (dry basis of the coal) while “medium sulfur coals” refer to coals having between

about 1.5 and 3 wt.% (dry basis of the coal) and "low sulfur coals" refer to coals having a total sulfur content of less than about 1.5 wt.% (dry basis of the coal).

Neutron Activation Analysis ("NAA") refers to a method for determining the elemental content of samples by irradiating the sample with neutrons, which create
5 radioactive forms of the elements in the sample. Quantitative determination is achieved by observing the gamma rays emitted from these isotopes.

"Particulate" refers to fine particles, such as fly ash, unburned carbon, soot and fine process solids, typically entrained in a gas stream.

The phrase "ppmw X" refers to the parts-per-million, based on weight, of X alone.
10 It does not include other substances bonded to X.

"Separating" and cognates thereof refer to setting apart, keeping apart, sorting, removing from a mixture or combination, or isolating. In the context of gas mixtures, separating can be done by many techniques, including electrostatic precipitators, baghouses, scrubbers, and heat exchange surfaces.

15 A "sorbent" is a material that sorbs another substance; that is, the material has the capacity or tendency to take it up by sorption.

"Sorb" and cognates thereof mean to take up a liquid or a gas by sorption.

"Sorption" and cognates thereof refer to adsorption and absorption, while desorption is the reverse of adsorption.

20 The preceding is a simplified summary of the disclosure to provide an understanding of some aspects of the disclosure. This summary is neither an extensive nor exhaustive overview of the disclosure and its various aspects, embodiments, and configurations. It is intended neither to identify key or critical elements of the disclosure nor to delineate the scope of the disclosure but to present selected concepts of the
25 disclosure in a simplified form as an introduction to the more detailed description presented below. As will be appreciated, other aspects, embodiments, and configurations of the disclosure are possible utilizing, alone or in combination, one or more of the features set forth above or described in detail below.

BRIEF DESCRIPTION OF THE DRAWINGS

30 The accompanying drawings are incorporated into and form a part of the specification to illustrate several examples of the present disclosure. These drawings, together with the description, explain the principles of the disclosure. The drawings simply illustrate preferred and alternative examples of how the disclosure can be made and

used and are not to be construed as limiting the disclosure to only the illustrated and described examples. Further features and advantages will become apparent from the following, more detailed, description of the various aspects, embodiments, and configurations of the disclosure, as illustrated by the drawings referenced below.

- 5 Fig. 1 is a block diagram according to an embodiment;
 Fig. 2 is a block diagram according to an embodiment;
 Fig. 3 is a block diagram according to an embodiment;
 Fig. 4 is a block diagram according to an embodiment;
 Fig. 5 is a block diagram according to an embodiment;
10 Fig. 6 is a block diagram according to an embodiment; and
 Fig. 7 is a plot of total mercury emissions ($\mu\text{g}/\text{wscm}$) (vertical axis) against time
(horizontal axis).

DETAILED DESCRIPTION

The current disclosure is directed to the use of an iodine-containing additive,
15 typically present in relatively low concentrations, to control mercury emissions from vapor phase mercury evolving facilities, such as smelters, autoclaves, roasters, steel foundries, steel mills, cement kilns, power plants, waste incinerators, boilers, and other mercury-contaminated gas stream producing industrial facilities. Although the mercury is typically evolved by combustion, it may be evolved by other oxidation and/or reducing reactions,
20 such as roasting, autoclaving, and other thermal processes that expose mercury containing materials to elevated temperatures.

There are a number of possible mechanisms for mercury capture in the presence of iodine.

While not wishing to be bound by any theory, a path for oxidation of mercury
25 appears to be initiated by one or more reactions of elemental mercury and an iodine molecule in the form of I_2 . The oxidation reactions may be homogeneous, heterogeneous, or a combination thereof. For heterogeneous reactions, the reaction or collection surface can, for example, be an air preheater surface, duct internal surface, an electrostatic precipitator plate, an alkaline spray droplet, dry alkali sorbent particles, a baghouse filter,
30 an entrained particle, fly ash, carbon particle, or other available surface. It is believed that iodine can oxidize typically at least most, even more typically at least about 75%, and even more typically at least about 90% of the elemental mercury in the mercury-containing gas stream.

Under most flue gas conditions, the mercury reaction kinetics for iodine appear to be faster at higher temperatures than mercury reaction kinetics for chlorine or bromine at the same temperature. With chlorine, almost all the chlorine in the flame is found as HCl, with very little Cl. With bromine, there are, at high temperatures, approximately equal
5 amounts of HBr on the one hand and Br₂ on the other. This is believed to be why oxidation of Hg by bromine is more efficient than oxidation by chlorine. Chemical modeling of equilibrium iodine speciation in a subbituminous flue gas indicates that, at high temperatures, there can be one thousand times less HI than I (in the form of I₂) in the gas. In many applications, the molecular ratio, in the gas phase of a mercury-containing
10 gas stream, of elemental iodine to hydrogen-iodine species (such as HI) is typically at least about 10:1, even more typically at least about 25:1, even more typically at least about 100:1, and even more typically at least about 250:1.

While not wishing to be bound by any theory, the end product of reaction can be mercuric iodide (HgI₂ or Hg₂I₂), which has a higher condensation temperature (and boiling
15 point) than both mercuric bromide (HgBr₂ or Hg₂Br₂) and mercuric chloride (HgCl₂ or Hg₂Cl₂). The condensation temperature (or boiling point) of mercuric iodide (depending on the form) is in the range from about 353 to about 357°C compared to about 322°C for mercuric bromide and about 304 °C for mercuric chloride. The condensation temperature (or boiling point) for iodide (I₂) is about 184 °C while that for bromide (Br₂) is about 58
20 °C.

While not wishing to be bound by any theory, another possible reaction path is that other mercury compounds are formed by multi-step reactions with iodine as an
intermediate. One possible multi-step reaction is that iodine reacts with sulfur oxides to form reduced forms of sulfur, which reduced forms of sulfur then react with mercury and
25 form capturable particulate mercury-sulfur compounds.

As will be appreciated, these theories may not prove to be correct. As further experimental work is performed, the theories may be refined and/or other theories developed. Accordingly, these theories are not to be read as limiting the scope or breadth
of this disclosure.

Fig. 1 depicts a contaminated gas stream treatment process for an industrial facility
30 according to an embodiment. Referring to Fig. 1, a mercury-containing feed material 100 is provided. In one application, the feed material 100 is combustible and can be any synthetic or natural, mercury-containing, combustible, and carbon-containing material,

including coal and biomass. The feed material 100 can be a high alkali, high iron, and/or high sulfur coal. In other applications, the present disclosure is applicable to noncombustible, mercury-containing feed materials, including without limitation metal-containing ores, concentrates, and tailings.

5 The feed material 100 can natively include, without limitation, varying levels of halogens and mercury. Typically, the feed material 100 includes typically at least about 0.001 ppmw, even more typically from about 0.003 to about 100 ppmw, and even more typically from about 0.003 to about 10 ppmw mercury (both elemental and speciated) (measured by neutron activation analysis (“NAA”). Commonly, a combustible feed
10 material 100 includes no more than about 5 ppmw iodine, more commonly no more than about 4 ppmw iodine, even more commonly no more than about 3 ppmw iodine, even more commonly no more than about 2 ppmw iodine and even more commonly no more than about 1 ppmw iodine (measured by neutron activation analysis (“NAA”). A combustible feed material 100 generally will produce, upon combustion, an unburned
15 carbon (“UBC”) content of from about 0.1 to about 30% by weight and even more generally from about 0.5 to about 20% by weight.

The feed material 100 is combusted in thermal unit 104 to produce a mercury-containing gas stream 108. The thermal unit 104 can be any combusting device, including, without limitation, a dry or wet bottom furnace (*e.g.*, a blast furnace, puddling
20 furnace, reverberatory furnace, Bessemer converter, open hearth furnace, basic oxygen furnace, cyclone furnace, stoker boiler, cupola furnace and other types of furnaces), boiler, incinerator (*e.g.*, moving grate, fixed grate, rotary-kiln, or fluidized or fixed bed, incinerators), calciners including multi-hearth, suspension or fluidized bed roasters, intermittent or continuous kiln (*e.g.*, ceramic kiln, intermittent or continuous wood-drying
25 kiln, anagama kiln, bottle kiln, rotary kiln, catenary arch kiln, Feller kiln, noborigama kiln, or top hat kiln), oven, or other heat generation units and reactors.

The mercury-containing gas stream 108 includes not only elemental and/or speciated mercury but also a variety of other materials. A common mercury-containing gas stream 108 includes at least about 0.001 ppmw, even more commonly at least about
30 0.003 ppmw, and even more commonly from about 0.005 to about 0.02 ppmw mercury (both elemental and speciated). Other materials in the mercury-containing gas stream 108 can include, without limitation, particulates (such as fly ash), sulfur oxides, nitrogen oxides, carbon oxides, unburned carbon, and other types of particulates.

The temperature of the mercury-containing gas stream 108 varies depending on the type of thermal unit 104 employed. Commonly, the mercury-containing gas stream temperature is at least about 125°C, even more commonly is at least about 325°C, and even more commonly ranges from about 325 to about 500°C.

5 The mercury-containing gas stream 108 is optionally passed through the preheater 112 to transfer some of the thermal energy of the mercury-containing gas stream 108 to air input to the thermal unit 104. The heat transfer produces a common temperature drop in the mercury-containing gas stream 108 of from about 50 to about 300°C to produce a mercury-containing gas stream 116 temperature commonly ranging from about 100 to
10 about 400°C.

 The mercury-containing gas stream 116 is next subjected to particulate removal device 120 to remove most of the particulates from the mercury-containing gas stream and form a treated gas stream 124. The particulate removal device 120 can be any suitable device, including an electrostatic precipitator, particulate filter such as a baghouse, wet
15 particulate scrubber, and other types of particulate removal devices.

 The treated gas stream 124 is emitted, via gas discharge 128, into the environment.

 To control mercury emissions in the mercury-containing gas stream 108, an iodine-containing additive 132 is employed. The iodine in the additive 132 can be in the form of a solid, liquid, vapor, or a combination thereof. It can be in the form of elemental iodine
20 (I₂), a halide (e.g., binary halides, oxo halides, hydroxo halides, and other complex halides), an inter-halogen cation or anion, iodic acid, periodic acid, periodates, a homoatomic polyanion, and mixtures thereof. In one formulation, the iodine in the additive 132 is composed primarily of an alkali or alkaline earth metal iodide. In one
25 formulation, the iodine-containing additive 132 is substantially free of other halogens and even more typically contains no more than about 25%, even more typically no more than about 10%, and even more typically no more than about 5% of the halogens as halogen(s) other than iodine. In one formulation, the iodine-containing additive 132 contains at least
30 about 100 ppmw, more commonly at least about 1,000 ppmw, and even more commonly at least about 1 wt.% iodine. In one formulation, the iodine-containing additive contains no more than about 40 wt.% fixed or total carbon, more commonly no more than about 25 wt.% fixed or total carbon, even more commonly no more than about 15 wt.% fixed or total carbon, and even more commonly no more than about 5 wt.% fixed or total carbon. In one formulation, the iodine-containing additive 132 is a high (native) iodine coal. In

one formulation, the iodine-containing additive 132 is an iodine-containing waste or byproduct material, such as a medical waste.

The iodine-containing additive 132 can be contacted with the mercury-containing gas stream at one or more contact points 136, 140, and 148 (where point 136 can be
5 remote from the location of the thermal unit, including applying the additive to the feed at places such as a mine or in transit to the thermal unit location). At point 136, the iodine-containing additive 132 is added directly to the feed material 100 upstream of the thermal unit 104. At points 140 and 148, the iodine-containing additive 132 is introduced into the mercury-containing gas stream 108 or 116, such as by injection as a liquid, vapor, or solid
10 powder. As can be seen from Fig. 1, the additive introduction can be done upstream or downstream of the (optional) air preheater 112. The iodine-containing additive can be dissolved in a liquid, commonly aqueous, in the form of a vapor, in the form of an aerosol, or in the form of a solid or supported on a solid. In one formulation, the iodine-containing additive 132 is introduced as a liquid droplet or aerosol downstream of the thermal unit
15 104. In this formulation, the iodine is dissolved in a solvent that evaporates, leaving behind solid or liquid particles of the iodine-containing additive 132.

Surprisingly, the iodine-containing additive 132 can allow mercury capture without a carbon sorbent, native unburned carbon, or ash being present. In contrast to bromine, mercury removal by iodine does not primarily depend on co-injection of activated carbon
20 sorbents for vapor-phase mercury capture. In one process configuration, the mercury-containing gas stream upstream of the particulate removal device is substantially free of activated carbon. The iodine-containing additive 132 can effectively enable or facilitate removal of at least about 50%, even more commonly at least most, even more commonly at least about 75%, and even more commonly at least about 90% of the elemental and
25 speciated mercury in the mercury-containing gas stream when the feed material 100, upon combustion, produces a UBC of no more than about 30% and even more commonly of no more than about 5%. When a higher UBC level is produced, the iodine-containing additive 132 can remove at least about 50%, more commonly at least most, even more commonly at least about 75%, and even more commonly at least about 90% of the
30 elemental and speciated mercury in the mercury-containing gas stream that is not natively removed by the unburned carbon particles.

In one plant configuration, sufficient iodine-containing additive 132 is added to produce a gas-phase iodine concentration commonly of about 8 ppmw basis of the flue gas

or less, even more commonly of about 5 ppmw basis or less, even more commonly of about 3.5 ppmw basis or less, even more commonly of about 1.5 ppmw or less, and even more commonly of about 0.4 ppmw or less of the mercury-containing gas stream. Stated another way, the iodine concentration relative to the weight of mercury-containing, 5 combustible (e.g., coal) feed (as fed) (whether by direct application to the combustible feed and/or injection into the mercury-containing (e.g., flue) gas) commonly is about 40 ppmw or less, more commonly about 35 ppmw or less, even more commonly about 30 ppmw or less, even more commonly is about 15 ppmw or less, even more commonly no more than about 10ppmw, even more commonly no more than about 6 ppmw, even more 10 commonly about 4 ppmw or less, and even more commonly no more than about 3 ppmw. Stated another way, the molar ratio, in the mercury-containing (e.g., flue) gas, of gas-phase iodine to total gas-phase mercury (both speciated and elemental) is commonly no more than about 1,200, and even more commonly no more than about 600, even more commonly no more than about 250, even more commonly no more than about 150, and 15 even more commonly no more than about 80. By way of illustration, an effective concentration of gas-phase iodine at the air preheater outlet or particulate removal device inlet ranges from about 0.1 to about 10 ppmw, even more commonly from about 0.15 to about 5 ppmw, even more commonly from about 0.20 to about 2 ppmw, and even more commonly from about 0.25 to about 1.50 ppmw of the mercury-containing gas stream.

20 The mercury-containing gas stream typically includes less vapor-phase bromine (from all sources) than vapor-phase iodine (from all sources). Commonly, the mercury-containing gas stream includes no more than about 1.0, even more commonly no more than about 0.5 and even more commonly no more than about 0.1 ppmw total bromine. The feed material generally includes no more than about 10 ppmw and even more 25 commonly no more than about 5 ppmw natively occurring bromine.

The mercury-containing (e.g., flue) gas temperature for elemental mercury capture promoted by iodine commonly ranges from about 150 to about 600°C and even more commonly from about 180 to about 450°C. The residence time upstream of particulate (e.g., fly ash) removal device 120 is commonly at least about 8 seconds, and even more 30 commonly at least about 4 seconds, and even more commonly at least about 2 seconds.

In another plant configuration shown in Fig. 2, the iodine concentration needed to effect mercury removal is further reduced by coupling iodine with a selective catalytic reduction (“SCR”) zone prior to particulate removal. As will be appreciated, SCR

converts nitrogen oxides, or NO_x, with the aid of a catalyst, into diatomic nitrogen (N₂) and water. A gaseous reductant, typically anhydrous ammonia, aqueous ammonia, or urea (but other gas-phase reductants may be employed), can be injected into a stream of flue or exhaust gas or other type of gas stream or absorbed onto a catalyst followed by off gassing of the ammonia into the gas stream. Suitable catalysts include, without limitation, ceramic materials used as a carrier, such as titanium oxide, and active catalytic components, such as oxides of base metals (such as vanadium (V₂O₅), wolfram (WO₃), and tungstate), zeolites, and various precious metals. Other catalysts, however, may be used. The SCR catalyst surface, depending on the design, catalyst and layering, is active for reactions other than the primary nitrogen oxide reduction.

The presence of ultra trace vapor iodine species at the catalyst surface can be surprisingly effective for mercury control. While not wishing to be bound by any theory, the amount of iodine required to oxidize a selected amount of mercury is lower when an SCR is in use. The surface of the SCR catalyst is believed to promote the formation of diatomic elemental halogens and/or mercury oxidation.

Referring to Fig. 2, the waste stream 108 optionally flows through an economizer 200, which transfers some of the heat of the combustion stream 108 to water for recycle to other operations. The iodine-containing additive 132 is contacted with the feed material 100 upstream of the thermal unit 104 and/or with the mercury-containing gas stream 108 inside or downstream of the thermal unit 104.

The mercury-containing gas stream 108 proceeds to SCR unit 204, where nitrogen oxides are converted into molecular nitrogen and water.

The mercury-containing gas stream 108 proceeds to the optional air preheater 112 and then is subjected to particulate removal by particulate removal device 120 to form a treated gas stream 124 that is substantially free of particulates and mercury. As will be appreciated, an economizer uses waste heat by transferring heat from flue gases to warm incoming feedwater while a preheater is a heat exchanger that transfers thermal energy from flue gas to combustion air before input of the combustion air to the furnace.

The treated gas stream 124 is then emitted from the gas discharge 128.

Although the SCR catalyst is commonly located between the economizer and air preheater outlet, it may be located at other locations in the mercury-containing gas stream. Commonly, SCR catalysis is performed at a temperature ranging from about 250 to about

500°C, more commonly at a temperature ranging from about 300 to about 450°C, and even more commonly at a temperature ranging from about 325 to about 400°C.

Generally, sufficient iodine-containing additive 132 is added to produce a gas-phase iodine concentration commonly of about 3.5 ppmw basis or less, even more commonly of about 2 ppmw or less, even more commonly of about 1.5 ppmw or less, and even more commonly of about 0.4 ppmw or less. Stated another way, the molar ratio, in the mercury-containing (e.g., flue) gas, of gas-phase iodine to total gas-phase mercury (both speciated and elemental) is commonly no more than about 1,000, even more commonly no more than about 600, even more commonly no more than about 500, even more commonly no more than about 250, even more commonly no more than about 150, and even more commonly no more than about 80.

In one application, halide or interhalogen compound-containing additive 132 is added to the feed material 100 or otherwise introduced to the thermal unit 104 while diatomic elemental iodine (I₂) is added to the flue gas downstream from the thermal unit 104. In this configuration, the flue gas concentration of the injected or otherwise introduced diatomic iodine commonly ranges from about 0.1 to about 8 ppmw, even more commonly from about 0.25 to about 5 ppmw, and even more commonly from about 0.5 to about 2 ppmw of the mercury-containing gas stream.

Although additional reactive surface particles are normally not required for iodine to form a mercury-containing particulate, in other embodiments addition of carbon- and non-carbon-containing solid and/or aerosol particles, referred to as “reactive surface agents”, in favorable regions of the flue gas stream can enhance mercury removal by the iodine-containing additive 132, particularly when the feed material 100 produces, upon combustion, a low UBC level or the mercury-containing gas stream 108 has low levels of natively occurring particulates, such as ash, unburned carbon, soot, and other types of particulates. Low UBC levels generally comprise no more than about 30, even more generally no more than about 5, and even more generally no more than about 0.5% UBC in the post-combustion particulate.

While not wishing to be bound by any theory, it is believed that reactive surface agents provide surface area that iodine, mercury, and/or mercuric iodide can chemically react with and/or otherwise attach to. The reactive surface agent can be any carbon- or non-carbon-containing particle that provides a nucleation or reaction site for iodine, mercury, and/or mercuric iodide. Suitable solid or liquid reactive surface agents 300

include, without limitation, zeolites, silica, silica alumina, alumina, gamma-alumina, activated alumina, acidified alumina, amorphous or crystalline aluminosilicates, amorphous silica alumina, ion exchange resins, clays (such as bentonite), a transition metal sulfate, porous ceramics, coal ash, unburned carbon, trona, alkali metal bicarbonates, alkali metal bisulfates, alkali metal bisulfites, alkali metal sulfides, elemental sulfur, limestone, hydrated or slaked lime, circulating fluidized bed ash, fluidized catalytic cracker (FCC) fines, fumed silicates, metal oxide particles or powders, such as iron oxide and those comprising labile anions, re-milled or fine fraction fly ash, fluidized bed combustor ash, and mixtures thereof. The reactive surface agent 300 may be introduced as a solid particle (powder) and/or as a dissolved or slurried liquid composition comprising a vaporizable liquid carrier.

The mean, median, and P_{90} sizes of the particles are typically no more than about 100 microns, even more typically no more than about 50 microns, even more typically no more than about 25 microns, even more typically no more than about 10 microns, and even more typically no more than about 5 microns. Unlike iodine additives, micron-sized non-carbon particles have not been consistently effective with bromine or chlorine-based coal additives.

In other embodiments, the additive 132 is combined with other pollution control technologies that provide suspended solid and/or aerosol particles or other reaction surfaces at favorable location and temperature. Exemplary embodiments include, without limitation:

1. Spraying slurried solids or solutions of dissolved solids at a point upstream to allow sufficient evaporation. In a utility boiler, this region would normally be prior to, or upstream of, any air preheater 112 to allow sufficient residence time.
2. Providing a downstream slurry spray such as by conventional flue gas desulfurization ("FGD") spray dryer absorber ("SDA"). The slurry spray would normally be downstream of any air preheater 112.
3. Providing alkaline liquid spray, such as wet FGD, to capture residual mercury past the ESP rather than allowing re-emission of mercury as elemental mercury - as can happen with bromine or chlorine.
4. Providing intimate particulate contact for the iodine-mercury compounds, such as filtering the flue gas through a fabric filter.

5. Providing additional submicron aerosol at the inlet to an air preheater 112 to take advantage of the temperature differential across the air preheater to boost surface reaction.

Examples of these alternatives will be discussed with reference to Figs. 3-6.

5 Referring to the embodiments of Figs. 3 and 4, the reactive surface agent 300 is introduced at a point 140 between the thermal unit 104 and optional preheater 112 and/or at a point 148 between the optional preheater 112 and a particulate removal device 120 (Fig. 3) or between the optional preheater 112 and a scrubber 400 (Fig. 4). When the reactive surface agent 300 is introduced upstream of the preheater 112, the reactive surface
10 agent 300 is typically a non-carbon agent due to the high mercury-containing gas stream temperature.

The mercury-containing gas stream 116 is thereafter treated by the particulate removal device 120 (Fig. 3) and/or by the dry scrubber 400 and particulate removal device 120 (Fig. 4) to form a treated gas stream. The dry scrubber 400 injects a dry reagent or
15 slurry into the mercury-containing gas stream 116 to "wash out" acid gases (such as SO₂ and HCl). A dry or semi-dry scrubbing system, unlike a wet scrubber, does not saturate the flue gas stream that is being treated with moisture. In some cases, no moisture is added. In other cases, only the amount of moisture that can be evaporated in the flue gas without condensing is added.

20 Although the scrubber 400 is shown after the preheater 112, it is to be understood that the scrubber 400 may be located at several different locations, including without limitation in the thermal unit 104 or in the gas stream duct (at a point upstream of the particulate control device 120 such as at points 140 and/or 148) (as shown in Fig. 4).

The particulate control device 120 removes substantially all and typically at least
25 about 90% of the particles entrained in the mercury-containing gas stream 116. As a result, at least most of the iodine and mercury in the mercury-containing gas stream 116 is removed by the particle removal device 120.

In another embodiment shown in Fig. 6, the reactive surface agent 300 is introduced at one or more points 140, 148, and/or 600 to the mercury-containing gas
30 stream. The mercury-containing gas stream treatment process includes first and second particulate removal devices 120A and B positioned on either side or on a common side (e.g., downstream) of the preheater 112. Due to the higher reaction/condensation

temperature of iodine compared to bromine, the iodine-containing additive 132 can be introduced to the feed material 100, in the thermal unit 104, between the thermal unit 104 and first particulate removal device 120A and/or between the first and second particulate removal devices 120A and B to enable or facilitate removal of a first portion of the evolved elemental and speciated mercury in the mercury-containing gas stream 108. The reactive surface agent 300 may optionally be introduced between the first and second particulate removal devices 120A and B to enable or facilitate removal of additional elemental and speciated mercury in the second particulate removal device 120B. The first portion represents typically at least most of the mercury in the mercury-containing gas stream 108 upstream of the first particulate removal device 120. In one configuration, the reactive surface agent 300 is typically a non-carbon agent due to the high mercury-containing gas stream temperature upstream of the preheater 112.

Fig. 5 shows a mercury-containing gas stream treatment system according to another embodiment.

The treated gas stream 504 is further treated by a scrubber 500 prior to discharge by gas discharge 126 to remove speciated mercury compounds, not removed by the particulate removal device 120, and sulfur oxides. The scrubber 500 is typically a wet scrubber or flue gas desulfurization scrubber. Wet scrubbing works via the contact of target compounds or particulate matter with the scrubbing solution. The scrubbing solution comprises reagents that specifically target certain compounds, such as acid gases. A typical scrubbing solution is an alkaline slurry of limestone or slaked lime as sorbents. Sulfur oxides react with the sorbent commonly to form calcium sulfite and calcium sulfate.

The scrubber 500 has a lower dissolved mercury and/or halogen concentration than conventional treatment systems, leading to less corrosion and water quality issues. Although mercury vapor in its elemental form, Hg^0 , is substantially insoluble in the scrubber, many forms of speciated mercury and halogens are soluble in the scrubber. Diatomic iodine, however, has a very low solubility in water (0.006g/100 ml), which is significantly different from (less soluble than) Cl_2 and Br_2 .

Because mercuric iodide is significantly less soluble than mercuric chloride or bromide and because a greater fraction of mercury is removed by particulate removal devices (e.g. baghouse and electrostatic precipitator) prior to the wet scrubber, soluble mercury present in the scrubber slurry will be reduced. As will be appreciated, mercuric

chloride and bromide and diatomic chlorine and chloride, due to their high solubilities, will typically build up in the scrubber sludge to high levels, thereby requiring the scrubber liquid to be periodically treated. In addition, mercury contamination of by-product FGD gypsum board is a problem that this disclosure also addresses by reducing mercury present
5 in scrubber slurry.

In some applications, the total dissolved mercury concentration in the scrubber is relatively low, thereby simplifying treatment of the scrubber solution and reducing mercury contamination of by-product materials. Typically, no more than about 20%, even more typically no more than about 10%, and even more typically no more than about 5%
10 of the total mercury in the mercury-containing gas stream is dissolved in the scrubber solution.

As set forth below, test data show that the iodine is surprisingly and unexpectedly effective compared to what was previously thought achievable from injection of halogens including, bromine or chlorine. Whereas other halogens, such as bromine, generally
15 require additive rates between 30 and 100ppmw of feed material 100, iodine appears to be at least 10 times more effective. Applicant has measured 70 to 90% mercury capture with just 3 ppmw iodine in the feed material.

EXPERIMENTAL

The following examples are provided to illustrate certain embodiments of the
20 invention and are not to be construed as limitations on the invention, as set forth in the appended claims. All parts and percentages are by weight unless otherwise specified.

Experiment 1

A trial of mercury control by addition of coal additives was completed on a cyclone-fired boiler rated at 280 MW gross electricity production, but capable of short-
25 term peak production of 300 MW. The boiler configuration was six cyclone combustors arranged three over three on the front wall. Each cyclone burns approximately 54,000 lb/h of Powder River Basin (PRB) coal at full load. NO_x emissions are controlled on this Unit by Overfire Air (OFA) ports located on the rear wall, and by a Selective Catalytic Reduction (SCR) system located upstream of the air preheater. There are no mercury
30 controls on this boiler, but a portion of the mercury released during combustion is retained by unburned carbon particles captured in the electrostatic precipitator.

A liquid-phase iodine-containing additive, that was substantially free of bromine and chlorine, and a solid-phase iron-containing additive were added to the furnace. While

not wishing to be bound by any theory, the iodine-containing additive is believed to control Hg emissions by enhancing the amount of particle-bound mercury captured. The iron-containing additive is believed to thicken the molten slag layer contained in the cyclone so that more combustion occurred in the fuel-rich region. Increasing the fuel-rich combustion leads to lower NO_x emissions in the flue gas leaving the boiler. The iodine-containing additive contained from about 40 to about 50 wt.% iodine. The iron-containing additive contained from about 60 to about 70 wt.% total iron, of which from about 30 to about 70 wt.% was ferrous oxide (FeO), and the remaining portion was substantially all either ferrous ferric oxide (magnetite, Fe₃O₄), ferric oxide (Fe₂O₃), or a mixture thereof.

10 Enrichment of the fly ash with reactive iron may function as a catalyst for heterogeneous mercury oxidation.

Depending on access and/or coal yard operational procedures, the additives were applied to the coal either upstream or downstream of the crusher house. The solid-phase iron-containing additive was provided in granular form that was stored in a bulk storage pile located in close proximity to the iron-containing additive conveying equipment. The iron-containing additive was transferred from the storage pile to a feed hopper via front-end loader and added to the coal belt via a series of screw feeders and bucket elevators.

The liquid iodine-containing additive was delivered in Intermediate Bulk Container (IBC) totes. The liquid material was metered by a chemical pump to a dispensing nozzle at the top of the bucket elevator where it was combined with the iron-containing additive prior to being dropped onto the coal supply belt. The feed rate of both the solid iron-containing additive and the liquid iodine-containing additive was controlled to an adjustable set-point based on the weight of coal being fed on the coal belt. The hopper of the conveyor was filled several times a day during normal operations.

This goal of this trial was to demonstrate 20 percent NO_x reduction and 40 percent mercury reduction over a three-hour period at full load. The test period included several days of operation with and without additive coal treatment. The initial test period was deemed the "Baseline Tests" conducted to quantify the native or untreated Hg emissions in the stack and the baseline NO_x emissions. Then, additive treatment using both additives began, and combustion improvements were confirmed by measuring higher cyclone temperatures with an infrared pyrometer. After a few days of operation with both additives, the expected NO_x reduction was recorded during a one-day combustion tuning

test designed to demonstrate that the iron-containing additive would allow more aggressive cyclone operation than was previously possible. Boiler performance was monitored carefully during the emissions test to assure that the emission reductions did not cause other problems. Hg reduction was demonstrated using data from a Thermo Fisher Mercury CEM on the stack (downstream from the ESP) and further validated using a modified EPA Method 30-B, "*Determination of Mercury from Coal-Fired Combustion Sources Using Carbon Sorbent Traps*", the Sorbent Trap Method (STM). Finally, the unit was operated for several days in load dispatch mode to demonstrate the long term operability of the treated fuel.

10 Based on historical coal analyses, the uncontrolled Hg emissions without the iodine-containing additive were expected to vary between 5 and 10 $\mu\text{g}/\text{wscm}$ (0.004 to 0.008 ppmw total Hg in flue gas). Uncontrolled emissions calculated from average coal mercury analysis were 6 $\mu\text{g}/\text{wscm}$ (0.005 ppmw) at the air preheater outlet. However, due to the high amount of unburned carbon in the fly ash (10-20%) and low flue gas temperatures (< 300°F), there was significant native mercury removal without the iodine-containing additive. During the test period, baseline Hg concentrations as measured at the outlet continuous emission monitor ("CEM") ranged from 1.0 to 1.5 $\mu\text{g}/\text{wscm}$ (0.0008 to 0.0013 ppmw).

20 Prior to iodine-containing additive addition, the total Hg emission averaged about 1.1 $\mu\text{g}/\text{wscm}$ (0.0009 ppmw). After this baseline period, both the iron- and iodine-containing additives were added to the coal at various concentrations. The iron-containing additive was added at between about 0.3% and 0.45% by weight of the coal feed. The iodine-containing additive was added at a rate ranging from about 2 to 7 ppmw of the operative chemical to the mass feed rate of the coal. Hg emissions measured at the stack dropped to the range of 0.1 to 0.4 $\mu\text{g}/\text{wscm}$ (0.0001 to 0.0003 ppmw). Therefore, Hg reduction ranged from about 60 to 90 percent additional removal compared to the baseline removal with just the high-UBC fly ash, with an average of 73 percent additional reduction when the additive rate was optimized. Overall mercury removal based on the uncontrolled mercury concentration from coal mercury was more than 95%. Table 1 summarizes the results achieved at each iodine treatment rate.

30 The STM results confirmed the Hg-CEM results. Three pairs of baseline mercury ("Hg") samples were obtained. The Hg concentrations ranged from about 1.1 to 1.6

µg/wscm (0.0009 to 0.0013 ppmw), with an average of 1.36 µg/wscm (0.0011 ppmw).

Three pairs of sorbent traps were also pulled during iodine-containing additive use. These Hg values ranged from about 0.3 to 0.4 µg/wscm (0.0002 to 0.0003 ppmw), with an average of 0.36 µg/wscm (0.00026 ppmw). The average Hg reduction, compared to
 5 baseline mercury removal, as determined by the STM Method, was 73 percent, exactly the same as the additional Hg reduction determined by the Hg-CEM.

Even though the electrostatic precipitator was already removing about 71 percent of the Hg without iodine addition, treatment with the iodine-containing additive caused removal of an additional 73 percent of the Hg. With iodine addition, the total Hg removal
 10 based on the Hg content of the coal was 96 percent with a treatment rate of 7 ppmw iodine to the feed coal. Surprisingly, with a treatment of just 2 ppmw iodine and added iodine/mercury molar ratio of only 30, the total mercury removal was 90%.

Table 1: Experiment 1, Results with SCR^{1,2}

Iodine Addition to Coal (ppmw)	Added Iodine/Hg Molar Ratio	Uncontrolled Mercury (µg/wscm) ¹	Controlled Mercury (µg/wscm)	Mercury Removal above Baseline (%)	Total Mercury Removal (%)
0	0	4.0	1.1	0%	71%
7	106	4.0	0.15	86%	96%
5	75	4.0	0.2	82%	95%
3	45	4.0	0.3	73%	93%
2	30	4.0	0.4	64%	90%

¹. Average uncontrolled mercury concentration based on average coal analysis of
 15 72 ng/g at full load coal rate and APH outlet gas flow.

². Unit load was 280 MW or more for all of the tests with gas temperature at the APH outlet ranging from about 285 to 300°F.

Experiment 2

Further mercury control testing on the cyclone boiler described above was
 20 completed during summer while the SCR unit was out of service and the flue gas redirected around the SCR unit such that the flue gas was not exposed to the SCR catalytic surface. During the tests described, only the iodine-containing additive was applied and the iron-containing additive feed system was entirely shut down. Mercury stack emissions were monitored by the unit mercury CEM as previously discussed.

Testing was performed over a period of two months at several different concentrations of iodine-containing additive and with a bromine-containing salt added onto the coal belt. A reference condition with no coal additives applied was also tested. Test coal during the entire period was the same as for previous testing, an 8,800 BTU PRB coal. Flue gas temperatures measured at the air preheater outlet varied from 320 to 350°F, significantly higher than during the previous tests described in Experiment 1. For this coal, a number of coal mercury analyses averaged 71.95 ng/g total mercury content. This average coal value was used as the basis for mercury removal percentages at all conditions over the entire unit from boiler to stack. Note that there may have been some variation in coal mercury by coal shipment even though the same mine supply was maintained throughout the tests.

Each test condition was monitored for a period of days to a full week to ensure that the coal supply to each of the cyclones was 100% treated and mercury emissions were stabilized. Table 2 summarizes the data obtained with the unit at full load conditions. The iodine-containing additive was applied at the listed concentrations. The bromine-containing additive was applied at two concentrations.

Table 2: Experiment 2, Results with SCR Bypassed^{1,2}

Iodine/ Bromine Addition to Coal (ppmw)	Added Iodine/ Bromine:Hg Molar Ratio	Uncontrolled Mercury (µg/wscm) ¹	Controlled Mercury (µg/wscm)	Mercury Removal above Baseline (%)	Total Mercury Removal (%)
0	0	6.0	2.9	0%	51%
20	302	6.0	0.5	83%	92%
12	181	6.0	0.9	69%	85%
8	121	6.0	1.1	62%	82%
6	91	6.0	0.9	69%	85%
15 (Br)	359 (Br)	6.0	1.0	66%	83%
6 (Br)	144 (Br)	6.0	1.4	52%	77%

1. Average uncontrolled mercury concentration based on average coal analysis of 72 ng/g at full load coal rate and APH outlet gas flow.

20 2. Unit load was 280 MW or more for all of the tests with gas temperature at the APH outlet ranging from 320 to 350°F.

During the tests, the unit fly ash UBC percentage varied from 6% to 25% as measured post-test by fly ash taken from the electrostatic precipitator hoppers. Exact

UBC during each test could not be determined based on hopper UBC content post-test, since hopper ash may not be entirely evacuated until days after it is removed from the ESP collection plates. Flue gas temperature at the inlet to the particulate control (ESP) varied from about 320 to 350°F. This was higher than the previous tests with the SCR in service, primarily due to summer vs. winter ambient conditions and the need to maintain peak load for extended periods.

Mercury removal, as calculated by the total from coal analysis to measured outlet mercury CEM, varied from 85 to 92%. With no treatment, mercury removal was approximately 51%.

This result shows that treatment by the iodine-containing additive is effective at higher process temperatures (e.g., from about 320 to 350°F at the ESP inlet) and without the benefit of an SCR catalyst.

Higher UBC is known to assist with native mercury capture by physisorption of oxidized mercury onto UBC carbon. However, at greater than 320°F, the physisorption of vapor mercury declines significantly. Thus, the addition of the iodine-containing additive, by itself, with no SCR catalysis effect was shown to improve higher temperature mercury removal to 90% or higher, but the form of mercury removed (particle-bound or vapor species) was not determined.

The bromine-containing additive treatment also increased mercury removal from 77 to 83% compared to 51% with no treatment. This result was unexpected on the basis of previous experience and industry understanding from other test sites. The expectation was that a significantly higher level of bromine addition would be required to realize a high rate of mercury removal. Higher UBC carbon in the cyclone boiler ash may be responsible for the excellent bromine performance with no SCR, but data on real-time in-situ UBC was not available to confirm this hypothesis.

Since mercury emission was measured at the stack, the speciation and form of mercury upstream was not explicitly measured, so the differences in mercury speciation as a result of iodine and bromine treatment were not evaluated by these tests.

Experiment 3

A series of tests were performed at Site A, a 360 MW coal-fired power plant firing Powder River Basin ("PRB") coal. The tests compared mercury removal when iodine was added to the coal at two concentrations (Experiment 3) and when a bromide additive was applied to the PRB coal (Experiment 4). The plant was firing 100% PRB coal before the

tests began. The plant was equipped with a lime spray dryer (“SDA”) followed by a fabric filter (“FF”) baghouse (collectively “SDA/FF”) for control of SO₂ and particulates.

During the trial, semi-continuous mercury analyzers were located at the outlet of the air preheater upstream of the SDA and FF baghouse at the stack outlet.

5 The iodine content of the coal feed was provided by coal blending. Two blend ratios of PRB Black Thunder coal (“Black Thunder” or “BT”) and higher iodine coal (“Coal B”) were tested to evaluate the influence of the bituminous coal on mercury removal by native fly ash. The first blend ratio was nominally 92.7% Black Thunder and the balance was Coal B. The second blend ratio consisted of 85.6% Black Thunder and
10 the balance Coal B. The unit operated normally during the week except that one of the five coal mills, Mill C, was out of service.

Vapor-phase mercury concentrations were monitored at the outlet of the air preheater on the A-side of the unit and at the stack. A summary of the tests, including the blending ratios and the average mercury concentrations, is presented in Table 3 and Fig. 7.

15 There were some operational problems associated with the inlet mercury analyzer immediately prior to beginning the first coal blending test that may have compromised the inlet concentrations measured. Therefore, a triplicate set of EPA Draft M324 (sorber trap) samples were collected at the preheater outlet location for secondary mercury measurement. During the second test, simultaneous M324 samples were collected at the
20 air pre-heater and stack.

Table 3. Vapor-Phase Mercury during Coal Blending Tests at Site A

Test Coal	Inlet Hg ($\mu\text{g}/\text{Nm}^3$)	Inlet Hg ⁰ ($\mu\text{g}/\text{Nm}^3$)	Outlet Hg ($\mu\text{g}/\text{Nm}^3$)	Outlet Hg ⁰ ($\mu\text{g}/\text{Nm}^3$)	Iodine enrichment (ppmw of coal feed)	Total Iodine (ppmw of coal feed)	Hg Removal (%)
100% JR PRB	9.8	8.1	10.4	9.6	0.0	0.4	-6 ^b
7.3% Coal B 92.7% BT	NA (7.24) ^{M324}	7.7	3.6	3.3	0.4	0.8	NA ^a (50) ^{M324}
14.4% Coal B 85.6% BT	5.8 (5.28) ^{M324}	5.4	1.4 (0.97) ^{M324}	1.4	0.7	1.1	76 (81) ^{M324}

All concentrations shown corrected to 3% molecular oxygen.

^a Analyzer operational problems – data suspect

^b Analyzer calibration drift, 0% Hg removal.

^{M324} Mercury concentration measured with EPA Draft M324

There was no measurable vapor-phase mercury removal measured while firing
5 100% Jacobs Ranch coal. At the first blend ratio, the mercury removal across the SDA-FF
increased to 50%. The mercury removal during the second blend test increased to 76%
(81% based upon M324 sorbent trap samples).

Coal B samples were tested for mineral and halogen constituents after the trial.
Coal B samples were tested at 4.9 ppmw iodine in the coal by neutron activation analysis
10 (NAA). The baseline PRB samples typically average 0.4 ppmw iodine. The resulting
enrichment of iodine is shown in Table 2 above.

Experiment 4

One additional test at Site A was to add sodium bromide (NaBr) to the coal to
increase the bromine concentration in the flue gas in an attempt to enhance mercury
15 capture. No activated carbon was injected during this test.

NaBr was applied to the coal at the crusher house prior to entering the transfer
house and coal bunkers. At this chemical injection location, it was estimated that it would
take 4–5 hours before the “treated” coal would be fired in the boiler. The chemical
additive was applied to the coal continuously for a period of 48 hours prior to injecting
20 activated carbon to ensure that the entire system was “conditioned” with the additive.

During testing with NaBr injection, the unit was burning coal from the Jacobs
Ranch mine. At normal operating conditions, the coal yielded a total vapor-phase mercury
concentration of about 18 to about 22 $\mu\text{g}/\text{Nm}^3$ at the outlet of the air preheater with 70-
90% in elemental form. During the chemical additive tests, the fraction of elemental
25 mercury at the air preheater outlet decreased to about 20-30%.

Although the fraction of oxidized mercury at the inlet of the SDA increased
substantially, no increase in mercury removal across the system was noted. The fraction
of oxidized mercury at the outlet of the fabric filter was also lower (nominally 80%
elemental mercury compared to typically >90% elemental mercury when NaBr was not
30 present with the coal).

Experiments 3 and 4 illustrate the difference between the two halogen additives.
In the case of iodine added by means of the blend coal, the mercury was being removed

across the SDA-FF at up to 76% of total mercury, even though there was less than 1% UBC content in the ash/spray dryer solids. In the case of the bromine additive, there was increased vapor oxidized mercury at the SDA inlet but mainly elemental vapor mercury measured at the outlet with no increased mercury capture. In combination with iodine treatment on the coal, the SDA-FF provides fine spray solids and full mixing in a temperature range where heterogeneous reaction can occur.

Experiment 5

Coal blending tests were completed at other PRB coal-fired power plants, using various western bituminous coals in blend ratio to PRB of up to 20%. The results are shown in Table 4 below. None of the western bituminous blend coals in these trials that exhibited any significant mercury removal except the Coal B that is described in Experiments 3 and 4 above.

Table 4: Results of Western Bituminous Blend Tests For Mercury Control

Test/Unit	Blend Coal in PRB	APC Equipment	UBC Carbon (% of ash)	Blended Coal Iodine ppm	Mercury Removal (%)
Site B	ColoWyo, 20%	SDA/ESP	<1.0	<0.5 ⁽¹⁾	0
Site B	TwentyMile, 16%	SDA/ESP	0.6	<0.5 ⁽¹⁾	0

¹ Native iodine in western bituminous coals typically is less than 0.5 ppmw.

SDA - Spray Dryer Absorber, SO₂ Control

ESP - Electrostatic Precipitator

Experiment 6

Another test site for coal blending, Site D, fires subbituminous PRB coal and is configured with low-NO_x burners and selective catalytic reduction (“SCR”) unit for NO_x control, a spray dryer absorber (“SDA”) for SO₂ control, and a fabric filter (“FF”) for particulate control. The test matrix included evaluating each coal at 7% and 14% higher iodine coal (Coal B) mixed with a balance of PRB. Each blend test was scheduled for nominally 16 hours with eight hours of system recovery time between tests. Coal A had a native iodine content of less than about 0.5 ppmw while coal B had a native iodine content of about 4.9 ppmw.

For the first blend test (Coal B at 7.2%), there was a significant decrease in both the SDA inlet and stack mercury concentrations at the beginning of the test. However, there was no increase in oxidized mercury (Hg^{+2}), which would suggest that, if this decrease were due solely to the coal blend, mercury removal occurred in the particulate
5 phase before reaching the SDA inlet sampling location. Based on this assumption, the mercury removal for the first test was about 50%, calculated using the mercury concentration at the beginning of the test and at its lowest point during the test. If removal is calculated strictly based on SDA inlet and outlet mercury concentrations, then removal increased from 10% to 27% due to coal blending.

10 During the second test (Coal B at 13.2%), the stack mercury levels gradually decreased, but the inlet did not. Based on the SDA inlet and stack concentrations, the mercury removal for the second test increased from about 15% to 51%. The iodine content of the coals was not analyzed at the time of testing, but the iodine content of Coal B has since been analyzed. Iodine enrichment compared to the baseline PRB coal was
15 approximately 0.7 ppmw at the 14% blend ratio, based on typical iodine analysis for Coal B. The iodine/mercury molar ratio was approximately 30. Surprisingly, mercury removal was more than 50% even at this low additive rate.

Experiment 7

A trial of mercury control when firing an iodine treated coal was completed on a
20 70 MW, wall-fired unit firing a Powder River Basin coal. The purpose of this test was to compare the mercury removal of the treated coal product on mercury emissions compared to the identical coal at the same process conditions without treatment. The coal was treated remotely by application of an aqueous iodine-containing solution by spray contact with the coal. A unit train was loaded with about half untreated and half treated coal. The
25 level of treatment based on coal weight and chemical applied was 7.6 ppmw of iodine in the as-loaded coal. The concentrated chemical spray was applied to substantially all of the coal and was well-distributed.

At the power plant, the untreated coal from this unit train was fired for six days and then the first treated coal was introduced. Treated coal was then burned exclusively in this
30 unit for another seven days.

Coal samples taken at the plant from the coal feed to the boiler were analyzed for halogen content by neutron activation analysis (NAA). Samples during the baseline period averaged 26.0 $\mu\text{g/g}$ chlorine as-received, 1.2 $\mu\text{g/g}$ bromine and 0.4 $\mu\text{g/g}$ iodine.

Samples taken while firing treated coal averaged 18.9 µg/g chlorine as-received, 1.1 µg/g bromine and 3.0 µg/g iodine. The results for iodine indicated loss during transit and handling (7.6 µg/g as loaded and 3.0 as-received). However, the coal sampling and analytical frequency was lower than necessary to conclusively determine this.

5 The plant pollution control equipment consisted of a cold-side electrostatic precipitator operating at an inlet flue gas temperature of 360°F to 400°F. The level of unburned carbon (loss-on-ignition) was 0.7% or essentially none in the PRB fly ash. In addition, the mercury speciation as measured by the outlet mercury monitor was initially almost all elemental mercury. These conditions were expected to be extremely
10 problematic for conventional mercury control such as activated carbon injection (ACI) or bromine treatment of coal. For ACI, the temperature was too high for substantial elemental mercury sorption except at higher injection rates with halogenated activated carbon. This would be expensive and would add carbon detrimentally into the fly ash. Bromine treatment of coal would be expected to increase the oxidation of mercury when
15 applied as typically practiced at 30 to 100 ppm on the coal, but the lack of unburned carbon in the fly ash would limit capture of the oxidized mercury species. It would not be unexpected to see no mercury capture for this condition with bromine added to the coal.

 A modular rack mercury continuous emission monitor (HG-CEM) was installed at the ESP outlet (ID fan inlet) to measure the total and elemental mercury in the flue gas.
20 The monitor directly read mercury concentration in the flue gas on one-minute average intervals in units of micrograms mercury per standard cubic meter of flue gas, wet basis (µg/wscm).

 The treated coal first reached the boiler from only one of 3 bunkers and the mercury concentration at full load rapidly decreased from 5 to 2.6 µg/wscm (0.0041 to
25 0.0021 ppmw in the flue gas) or about 50% reduction. After all the coal feed switched to treated, the mercury decreased slightly more and remained lower. Overall, the average baseline mercury concentration measured at the stack outlet when initially burning the coal with no iodine treatment was about 5.5 µg/wscm (0.0045 ppmw) at high load above 70 MW and 1.7 µg/wscm (0.0014 ppmw) at low load of about 45 MW. When firing
30 treated coal, the high load Hg concentration averaged about 2.6 µg/wscm (0.0021 ppmw) and the low load about 0.8 µg/wscm (0.0006 ppmw). The use of treated coal reduced mercury emission by about 53%. In addition, episodes of extreme mercury spikes during high temperature excursions related to soot blowing were substantially eliminated. After

the unit came back from an outage, the regular coal feed (untreated) was resumed and the mercury emissions returned to baseline of about 5.5 $\mu\text{g}/\text{wscm}$ (0.0045 ppmw) at full load.

In addition to reducing the total mercury by converting to a particulate form, the additive also appears to have converted the majority of the remaining vapor phase mercury to an oxidized form. This creates an opportunity to obtain additional mercury capture with the injection of a low-cost untreated sorbent. If the mercury were not converted to an oxidized form, additional trimming of the mercury emissions would require a more expensive brominated sorbent.

In order to further validate the mercury measurements, a set of independent emissions tests were completed using a sorbent trap method (EPA Method 30B). The sorbent trap emissions agreed well with the Hg-CEM throughout the trial.

Total mercury removal in this trial was more than 50% for a difficult process condition (PRB coal, gas temperature 350 to 400°F, no UBC and undersized electrostatic precipitator) for which zero or minimal removal would be expected by either injection of activated carbon or bromine treatment of feed coal.

Experiment 8

A trial of mercury control by addition of coal additives was completed on a cyclone-fired boiler rated at 600 MW gross electricity production, but capable of short-term peak production of 620 MW. The boiler configuration was 14 cyclone combustors arranged three over four on the front and rear walls. Each cyclone burns approximately 50,000 lb/h of Powder River Basin (PRB) coal at full load.

NO_x emissions are controlled on this unit by Overfire Air (OFA) ports located on the front and rear walls, and by a Selective Catalytic Reduction (SCR) system located upstream of the air preheater. There are no Hg controls on this boiler, but a portion of the mercury released during combustion is retained by unburned carbon particles captured in the electrostatic precipitator.

A liquid-phase iodine-containing additive, that was substantially free of bromine and chlorine, and a solid-phase iron-containing additive were added to the furnace. The additives were applied to the coal upstream of the crusher house. The solid-phase iron-containing additive was provided in granular form that was stored in a bulk storage pile located in close proximity to the iron-containing additive conveying equipment. The liquid iodine-containing additive was delivered in Intermediate Bulk Container (IBC) totes. The liquid material was metered by a chemical pump to a dispensing nozzle at the

top of the bucket elevator where it was combined with the iron-containing additive prior to being dropped onto the coal supply belt. The feed rate of both the solid iron-containing additive and the liquid iodine-containing additive was controlled to an adjustable set-point based on the weight of coal being fed on the coal belt.

5 The test period included several days of operation with and without additive coal treatment. The initial test period was deemed the “Baseline Tests” conducted to quantify the native or untreated Hg emissions in the stack and the baseline NO_x emissions. Then, additive treatment using both additives began.

10 Mercury reduction was demonstrated using data from a Thermo Fisher Mercury CEM on the stack (downstream from the ESP). Based on historical coal analyses, the uncontrolled Hg emissions were expected to vary between 5 and 10 µg/wscm. Coal mercury content was analyzed during the trial and averaged 68.7 ng/g. Based on this and the flue gas flow rate, the expected mercury concentration in the flue gas at the air preheater outlet was 5.8 µg/wscm (0.0005 ppmw).

15 Due to the high amount of unburned carbon in the fly ash (10-20%) and low flue gas temperatures (< 300°F), there was significant native mercury removal without the iodine additive. During the baseline period, vapor-phase Hg concentrations as measured by the stack outlet Hg-CEM ranged from 0.2 to 1.1 µg/wscm (0.0002 to 0.0009 ppmw) with an average of about 0.6 µg/wscm. Iodine was then added to the coal feed at various
20 concentrations and mercury emissions dropped to the range of 0.03 to 0.13 µg/wscm (0.00002 to 0.0001 ppmw). Overall mercury removal, coal pile to stack, at this condition was > 98%. Additional mercury reduction from the baseline condition ranged from 78 to 95 percent, with an average of 78 percent reduction at a feed rate equivalent to 3 ppm by weight of iodine on the coal.

25 Sorbent Trap method (STMs) using a modified EPA Method 30-B were conducted during baseline tests to substantiate the Hg-CEM measurements. The STMs all agreed with the Hg-CEM agreed within specified limits (%Relative Accuracy < 20%). During additive injection, STMs were not conducted at the extremely low mercury conditions, due to the prohibitively long STM sample times in order to collect enough mercury to be
30 above the detection limit of the analysis.

 This experiment demonstrates the ability to economically achieve a critical 90% mercury removal with only 3 ppmw iodine in combination with iron additive added to the

coal feed, without the need for expensive additional mercury control equipment.

Table 5: Experiment 8 Results

Iodine Addition to Coal (ppmw)	Added Iodine/Hg Molar Ratio	Uncontrolled Mercury ($\mu\text{g/wscm}$) ¹	Controlled Mercury ($\mu\text{g/wscm}$)	Mercury Removal above Baseline (%)	Total Mercury Removal (%)
0	0	5.8	0.6	0%	90%
3	47	5.8	0.13	78%	98%

¹. Average uncontrolled mercury concentration based on average coal analysis of 69 ng/g at full load coal rate and APH outlet gas flow.

5 A number of variations and modifications of the disclosure can be used. It would be possible to provide for some features of the disclosure without providing others.

 For example in one alternative embodiment, coal containing naturally high concentrations of iodine (e.g., greater than about 2 ppmw, even more typically greater than about 3 ppmw, and even more typically greater than about 4 ppmw) is blended with the
 10 feedstock coal having no or low concentrations of iodine (e.g., no more than about 2 ppmw and even more commonly no more than about 1 ppm by weight) to increase mercury removal. The coal, when fired, can have high or low UBC content without adversely impacting mercury removal.

 The present disclosure, in various aspects, embodiments, and configurations,
 15 includes components, methods, processes, systems and/or apparatus substantially as depicted and described herein, including various aspects, embodiments, configurations, subcombinations, and subsets thereof. Those of skill in the art will understand how to make and use the various aspects, aspects, embodiments, and configurations, after understanding the present disclosure. The present disclosure, in various aspects,
 20 embodiments, and configurations, includes providing devices and processes in the absence of items not depicted and/or described herein or in various aspects, embodiments, and configurations hereof, including in the absence of such items as may have been used in previous devices or processes, e.g., for improving performance, achieving ease and/or reducing cost of implementation.

25 The foregoing discussion of the disclosure has been presented for purposes of illustration and description. The foregoing is not intended to limit the disclosure to the form or forms disclosed herein. In the foregoing Detailed Description for example,

various features of the disclosure are grouped together in one or more, aspects, embodiments, and configurations for the purpose of streamlining the disclosure. The features of the aspects, embodiments, and configurations of the disclosure may be combined in alternate aspects, embodiments, and configurations other than those discussed
5 above. This method of disclosure is not to be interpreted as reflecting an intention that the claimed disclosure requires more features than are expressly recited in each claim. Rather, as the following claims reflect, inventive aspects lie in less than all features of a single foregoing disclosed aspects, embodiments, and configurations. Thus, the following claims are hereby incorporated into this Detailed Description, with each claim standing on
10 its own as a separate preferred embodiment of the disclosure.

Moreover, though the description of the disclosure has included description of one or more aspects, embodiments, or configurations and certain variations and modifications, other variations, combinations, and modifications are within the scope of the disclosure, e.g., as may be within the skill and knowledge of those in the art, after understanding the
15 present disclosure. It is intended to obtain rights which include alternative aspects, embodiments, and configurations to the extent permitted, including alternate, interchangeable and/or equivalent structures, functions, ranges or steps to those claimed, whether or not such alternate, interchangeable and/or equivalent structures, functions, ranges or steps are disclosed herein, and without intending to publicly dedicate any
20 patentable subject matter.

What is claimed is:

1. A method, comprising:
in a mercury-containing gas stream comprising vapor-phase mercury and vapor-phase iodine, the vapor-phase iodine being derived, at least in part, from an iodine-containing additive, separating at least about 50% of the vapor-phase mercury from the mercury-containing gas stream, wherein at least one of the following is true:
 - (i) the mercury-containing gas stream comprises about 3.5 ppmw or less vapor-phase iodine;
 - (ii) in the mercury-containing gas stream, a molar ratio of vapor-phase iodine to vapor-phase mercury is no more than about 600;
 - (iii) at an air preheater outlet, a concentration of vapor-phase iodine ranges from about 0.1 to about 10 ppmw;
 - (iv) a concentration of the vapor-phase iodine concentration is about 30 ppmw or less relative to a weight of a mercury-containing feed material producing the vapor-phase mercury.
2. The method of claim 1, wherein (i) is true.
3. The method of claim 2, wherein the mercury-containing gas stream comprises about 1.5 ppmw or less vapor-phase iodine.
4. The method of claim 1, wherein (ii) is true.
5. The method of claim 4, wherein the molar ratio is no more than about 250.
6. The method of claim 1, wherein (iii) is true.
7. The method of claim 6, wherein a temperature of the mercury-containing gas stream ranges from about 325 to about 450°C and wherein the concentration of vapor-phase iodine at the air preheater outlet ranges from about 0.2 to about 2 ppmw.
8. The method of claim 1, wherein (iv) is true.
9. The method of claim 1, wherein the feed material natively comprises no more than about 3 ppmw total iodine and no more than about 10 ppmw total bromine, wherein an iodine-containing additive is contacted with the feed material, wherein the iodine-containing additive comprises no more than about 25% of halogens other than iodine, and wherein a total iodine concentration relative to a weight of the feed material is about 15 ppmw or less.
10. The method of claim 6, wherein the iodine is contacted with vapor-phase mercury upstream of the air preheater.

11. The method of claim 9, wherein the feed material is combustible, wherein the combustible feed material is combusted to produce the mercury-containing gas stream, wherein the vapor-phase iodine causes removal of at least about 75% of elemental and speciated mercury from the mercury-containing gas stream, and wherein the combustible
5 feed material, when combusted, produces an unburned carbon particulate level of no more than about 20% by weight of the combustible feed material.

12. The method of claim 1, further comprising:

while vapor phase iodine and mercury are in the mercury-containing gas stream, introducing, into the mercury-containing gas stream, a reactive surface agent to collect at
10 least most of the iodine and mercury.

13. The method of claim 12, wherein the reactive surface agent is one or more of a zeolite, silica, alumina, silica alumina, gamma-alumina, activated alumina, acidified alumina, a metal oxide particle, aluminosilicate, ion exchange resin, clay, a transition metal sulfate, a ceramic, an alkaline material, trona, an alkali metal bicarbonate, an alkali
15 metal bisulfate, an alkali metal bisulfite, sulfide, elemental sulfur, circulating fluidized bed ash, fluidized catalytic cracker fines, and fumed silicate, and wherein one or more of a mean, median, and P_{90} size of the reactive surface agent is no more than about 100 microns.

14. The method of claim 1, wherein a concentration of the vapor-phase
20 mercury in the mercury-containing gas stream is at least about 0.001 ppmw, wherein a molar ratio, in the mercury-containing gas stream, of vapor phase iodine to total gas-phase mercury is no more than about 250, wherein a concentration of the vapor-phase iodine in the mercury-containing gas stream is about 1.5 ppmw or less, and further comprising:

contacting the mercury-containing gas stream, while the vapor-phase iodine and
25 mercury are in the mercury-containing gas stream, with a selective catalytic reduction catalyst to at least one of catalyze the formation of diatomic iodine and oxidize at least some of the vapor-phase mercury.

15. The method of claim 1, further comprising:

passing the mercury-containing gas stream through at least one of a baghouse, a
30 spray dryer absorber, and an electrostatic precipitator to form a treated gas stream; and

thereafter passing the treated gas stream through a wet scrubber, the wet scrubber having a scrubber slurry sorbing no more than about 20 % of the total mercury.

16. The method of claim 1, further comprising:

passing the mercury-containing gas stream through at least one of a first particulate removal device to remove at least most of the mercury and form a first gas stream; and

passing the first gas stream through a preheater to form a second gas stream; and

5 passing the second gas stream through a second particulate removal device to remove at least most of any remaining mercury from the second gas stream and form a treated gas stream.

17. The method of claim 1, wherein the mercury-containing gas stream is

10 derived from combustion of a combustible feed material and wherein the feed material is one of a high- and medium-sulfur coal and wherein a concentration of at least one of sulfur trioxide and nitrogen dioxide gas in the mercury-containing gas stream is at least about 5 ppmv.

18. The method of claim 1, wherein the mercury-containing gas stream is

15 derived from combustion of a combustible feed material and wherein the feed material is a high alkali coal.

19. The method of claim 1, wherein the vapor phase iodine comprises both a

hydrogen-iodine species and diatomic iodide and wherein a molecular ratio of diatomic iodide to the hydrogen-iodine species is at least about 10:1.

20. The method of claim 12, wherein the reactive surface agent is introduced

20 by a dry scrubber and wherein the dry scrubber is located upstream of a particulate removal device.

21. A method, comprising:

25 contacting a mercury-containing feed material with an iodine-containing additive to form a treated feed material, wherein an iodine concentration of the iodine-containing additive relative to a weight of the feed material is about 30 ppmw or less;

generating, from the treated feed material, a mercury-containing gas stream comprising vapor-phase mercury and iodine; and

removing at least about 50% or more of the mercury from the mercury-containing gas stream.

30 22. The method of claim 21, wherein the iodine-containing additive facilitates the vapor-phase mercury to be removed from the mercury-containing gas stream, wherein the feed material natively comprises no more than about 4 ppmw iodine, wherein the iodine-containing additive is substantially free of halogens other than iodine, and wherein

the mercury-containing gas stream contains no more than about 1 ppmw vapor-phase bromine.

23. The method of claim 21, wherein the iodine-containing additive comprises at least about 100 ppmw iodine wherein the iodine-containing additive comprises no more than about 40 wt.% carbon and facilitates the vapor-phase mercury to be removed from the mercury-containing gas stream and wherein at least one of the following is true:

(i) the mercury-containing gas stream comprises about 3.5 ppmw or less vapor-phase iodine;

(ii) in the mercury-containing gas stream, a molar ratio of vapor-phase iodine to vapor-phase mercury is no more than about 600; and

(iii) at an air preheater outlet, a concentration of vapor-phase iodine ranges from about 0.1 to about 10 ppmw.

24. The method of claim 23, wherein (i) is true.

25. The method of claim 24, wherein the mercury-containing gas stream comprises about 1.5 ppmw or less vapor-phase iodine.

26. The method of claim 23, wherein (ii) is true.

27. The method of claim 26, wherein the molar ratio is no more than about 250 and wherein the mercury-containing gas stream temperature ranges from about 150 to about 600°C.

28. The method of claim 23, wherein (iii) is true.

29. The method of claim 28, wherein a temperature of the mercury-containing gas stream ranges from about 325 to about 450°C and wherein the concentration of vapor-phase iodine at the air preheater outlet ranges from about 0.2 to about 2 ppmw.

30. The method of claim 21, wherein the feed material is a combustible feed material, wherein the waste gas is derived by combustion, wherein the vapor-phase iodine causes removal of at least about 75% of elemental and speciated mercury from the mercury-containing gas stream, and wherein the feed material, when combusted, has an unburned carbon particulate level of no more than about 30% by weight of the feed material.

31. The method of claim 21, further comprising:

while iodine and mercury are in the mercury-containing gas stream, introducing, into the mercury-containing gas stream, a reactive surface agent to collect at least most of the iodine and mercury.

32. The method of claim 31, wherein the reactive surface agent is one or more of a zeolite, silica, alumina, silica alumina, gamma-alumina, activated alumina, acidified alumina, a metal oxide particle, aluminosilicate, ion exchange resin, clay, a transition metal sulfate, a ceramic, an alkaline material, trona, an alkali metal bicarbonate, an alkali metal bisulfate, an alkali metal bisulfite, circulating fluidized bed ash, fluidized catalytic cracker fines, fumed silicate, and wherein one or more of a mean, median, and P_{90} size of the reactive surface agent is no more than about 100 microns.

33. The method of claim 21, wherein a concentration of the vapor-phase mercury in the mercury-containing gas stream is at least about 0.005 ppmw, wherein a concentration of the vapor-phase iodine in the mercury-containing gas stream is about 1.5 ppmw or less, and further comprising:

contacting the mercury-containing gas stream, while the vapor-phase iodine and mercury are in the mercury-containing gas stream, with a selective catalytic reduction catalyst to at least one of catalyze the formation of diatomic iodine and oxidize at least some of the vapor-phase mercury.

34. The method of claim 21, further comprising:
passing the mercury-containing gas stream through at least one of a baghouse, a spray dryer absorber, and an electrostatic precipitator to form a treated gas stream; and thereafter passing the treated gas stream through a wet scrubber, the wet scrubber having a scrubber slurry absorbing no more than about 20 % of the total mercury.

35. The method of claim 21, further comprising:
passing the mercury-containing gas stream through at least one of a first particulate removal device to remove at least most of the vapor-phase mercury and form a first gas stream; and
passing the first gas stream through a preheater to form a second gas stream; and
passing the second gas stream through a second particulate removal device to remove at least most of any remaining mercury from the second gas stream and form a treated gas stream.

36. The method of claim 21, wherein the feed material is a high sulfur coal and wherein a concentration of at least one of sulfur trioxide and nitrogen dioxide gas in the mercury-containing gas stream is at least about 10 ppmv.

37. The method of claim 21, wherein the feed material is a high alkali coal and

wherein the feed material comprises no more than about 4 ppmw total native iodine and no more than about 10 ppmw total bromine.

38. The method of claim 21, wherein the feed material is a Powder River Basin Coal.

5 39. The method of claim 21, wherein the vapor phase iodine comprises both a hydrogen-iodine species and diatomic iodide and wherein a molecular ratio of diatomic iodide to the hydrogen-iodine species is at least about 25:1.

10 40. The method of claim 31, wherein the reactive surface agent is introduced by a dry scrubber and wherein the dry scrubber is located upstream of a particulate removal device.

41. A method, comprising:

contacting a mercury-containing feed material with an iodine-containing additive to form a treated feed material;

15 generating, from the treated feed material, a mercury-containing gas stream comprising vapor-phase mercury and iodine, wherein the vapor phase iodine comprises both a hydrogen-iodine species and diatomic iodide and wherein a molecular ratio of diatomic iodide to the hydrogen-iodine species is at least about 25:1; and

removing at least most of the mercury from the mercury-containing gas stream.

20 42. The method of claim 41, wherein the feed material natively comprises no more than about 4 ppmw iodine, wherein the additive facilitates the vapor-phase mercury to be removed from the mercury-containing gas stream, and wherein at least one of the following is true:

(i) the mercury-containing gas stream comprises about 3.5 ppmw or less vapor-phase iodine;

25 (ii) in the mercury-containing gas stream, a molar ratio of vapor-phase iodine to vapor-phase mercury is no more than about 600;

(iii) at an air preheater outlet, a concentration of vapor-phase iodine ranges from about 0.1 to about 10 ppmw; and

30 (iv) the total vapor-phase iodine concentration is about 30 ppmw or less relative to the weight of the mercury-containing feed material.

43. The method of claim 42, wherein (i) is true.

44. The method of claim 43, wherein the mercury-containing gas stream comprises about 1.5 ppmw or less vapor-phase iodine.

45. The method of claim 42, wherein (ii) is true.

46. The method of claim 45, wherein the molar ratio is no more than about 250 and wherein the mercury-containing gas stream temperature ranges from about 150 to about 600°C.

5 47. The method of claim 42, wherein (iii) is true.

48. The method of claim 47, wherein a temperature of the mercury-containing gas stream ranges from about 325 to about 450°C and wherein the concentration of vapor-phase iodine at the air preheater outlet ranges from about 0.2 to about 2 ppmw.

49. The method of claim 42, wherein (iv) is true.

10

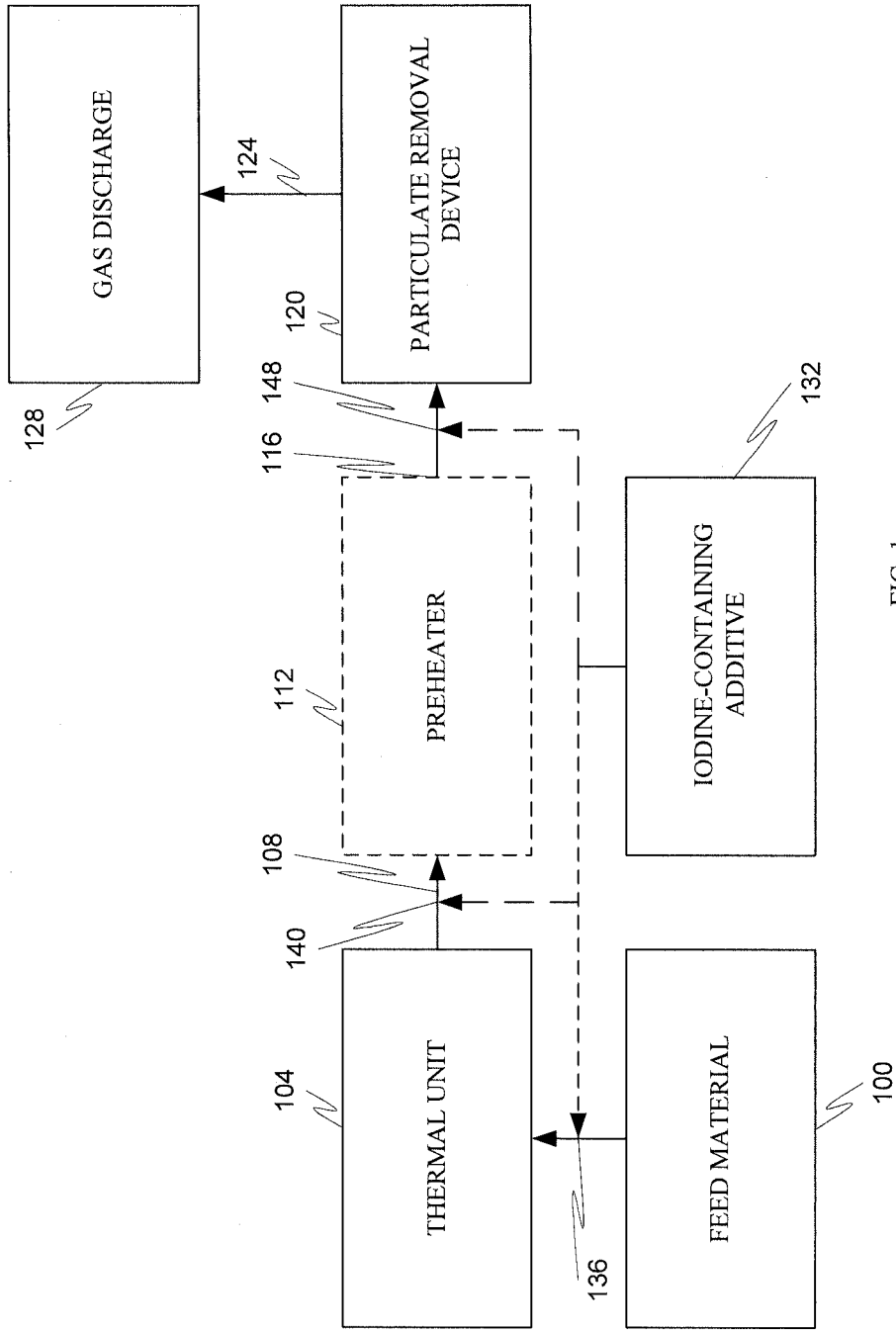


FIG. 1

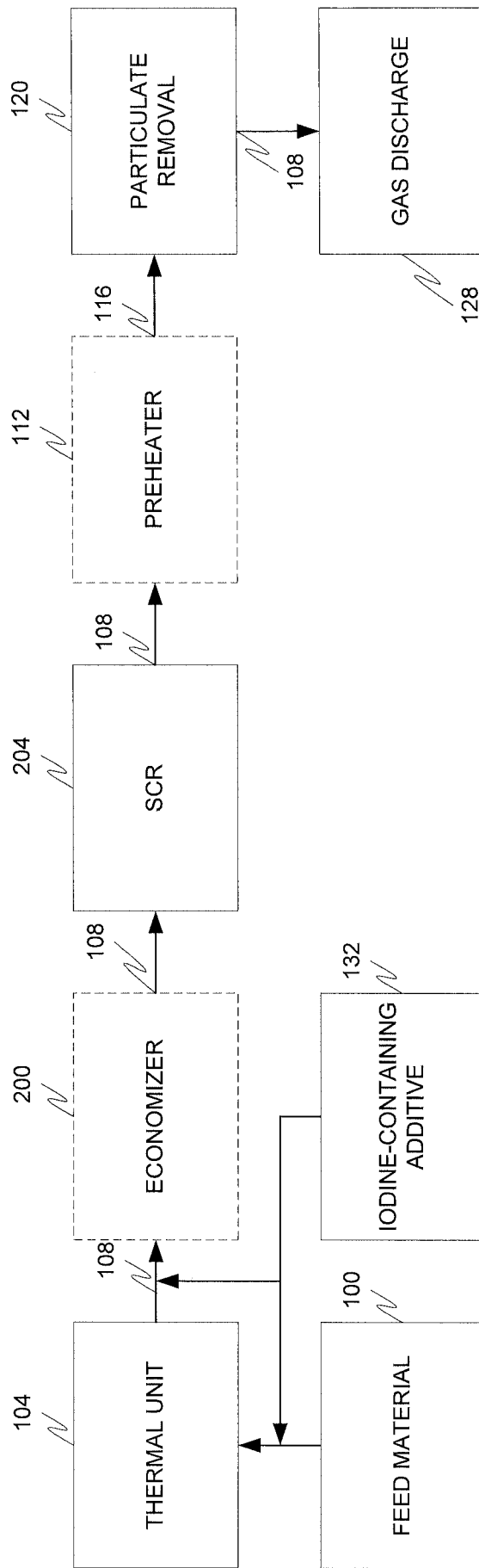


FIG. 2

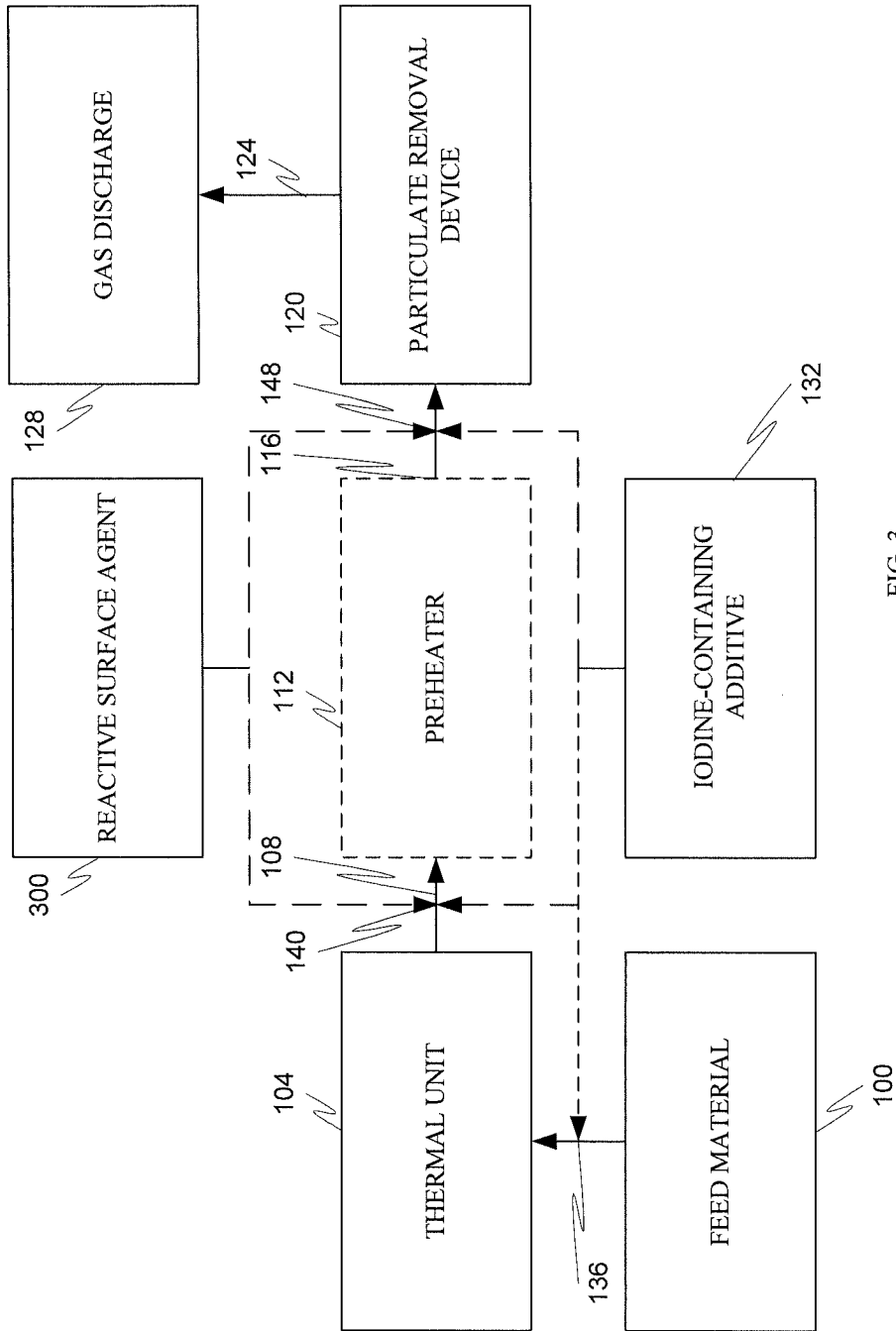


FIG. 3

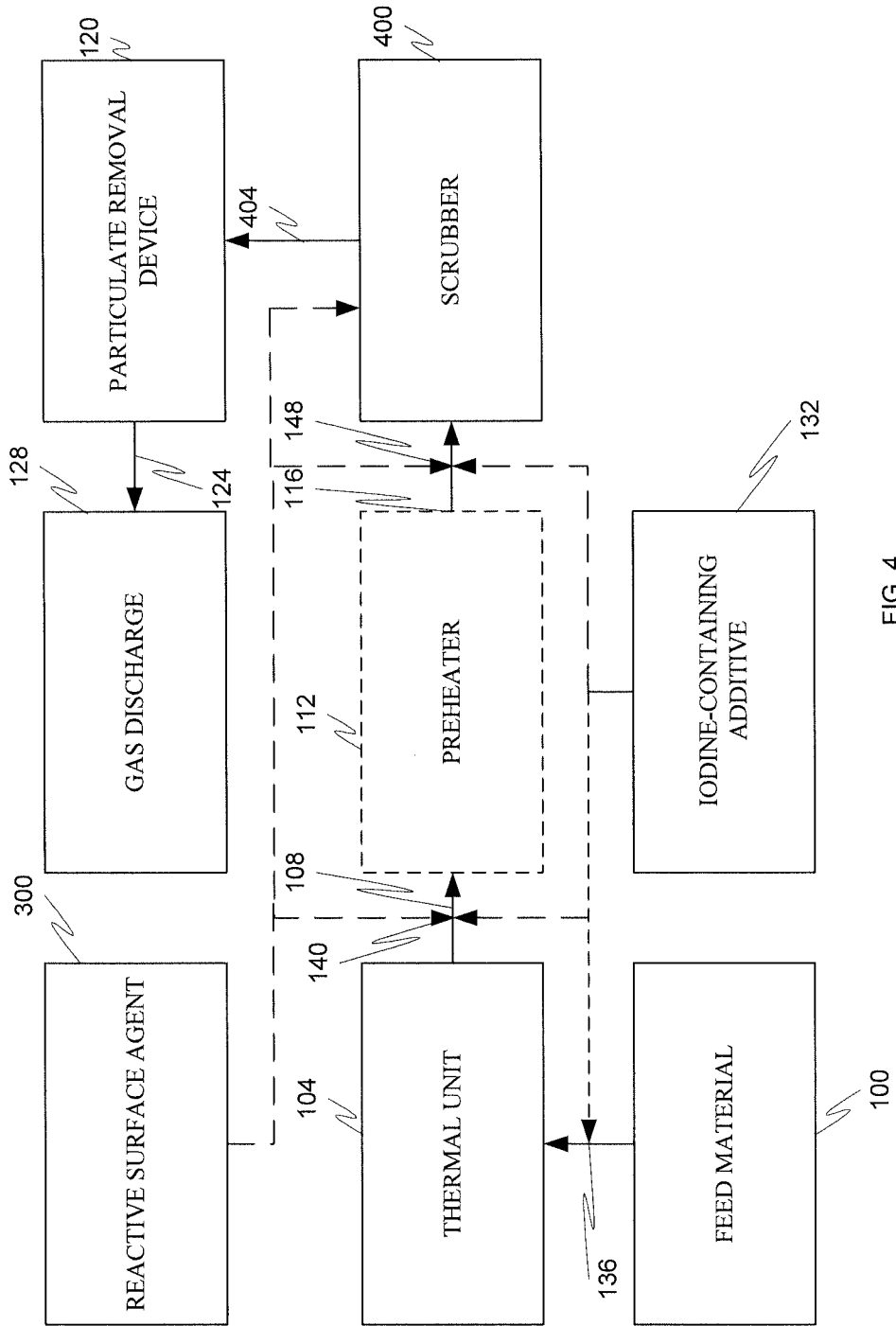


FIG. 4

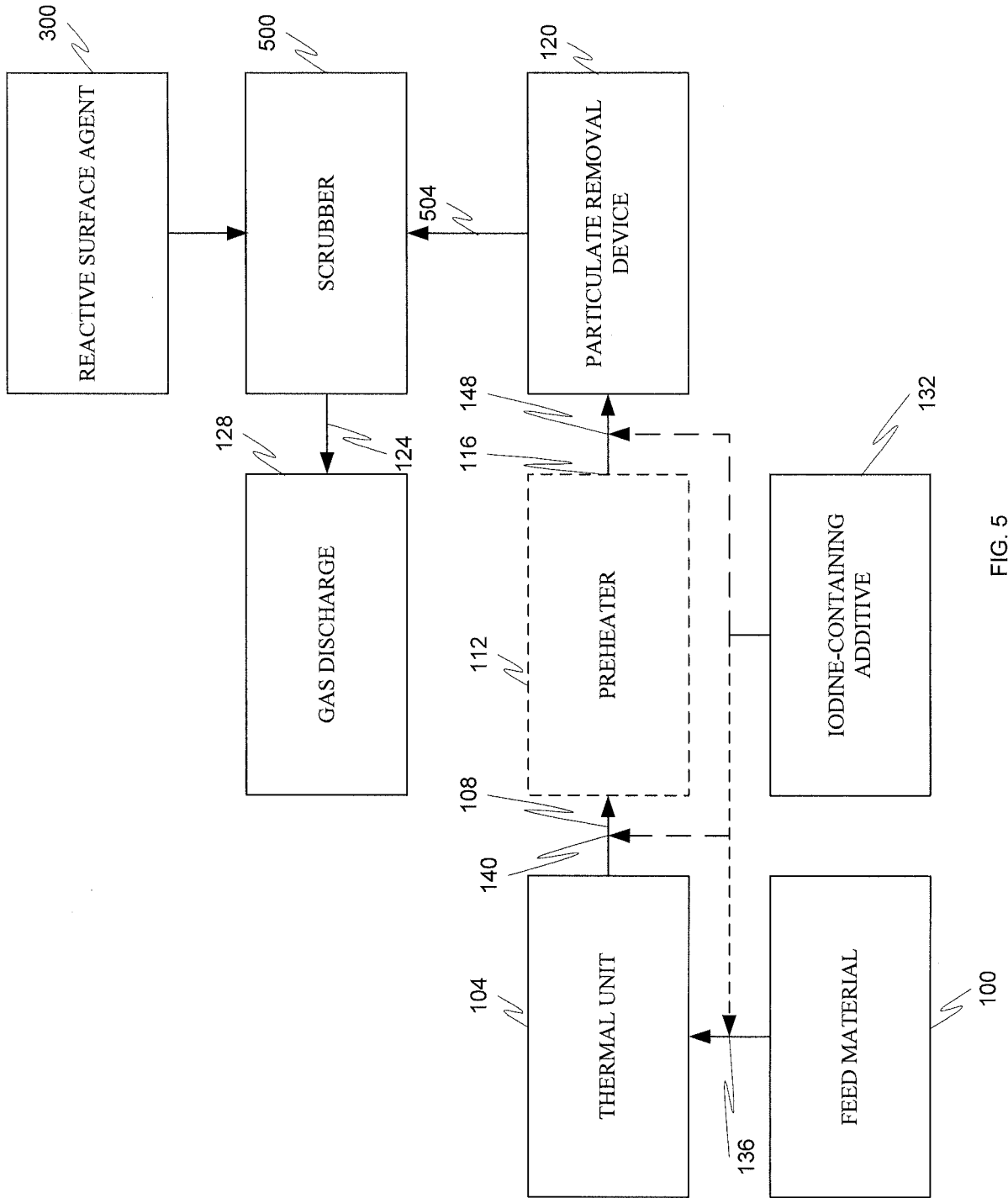
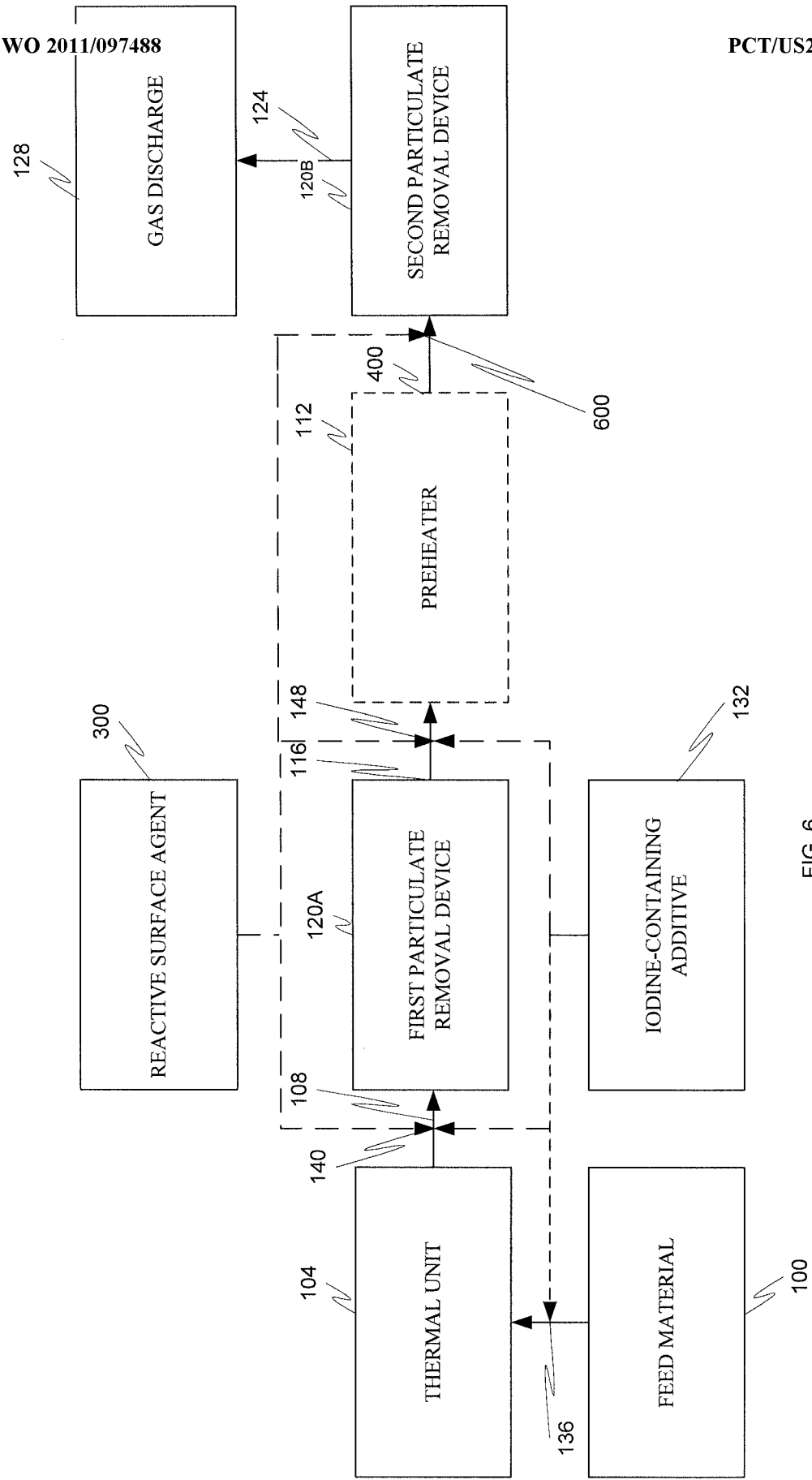


FIG. 5



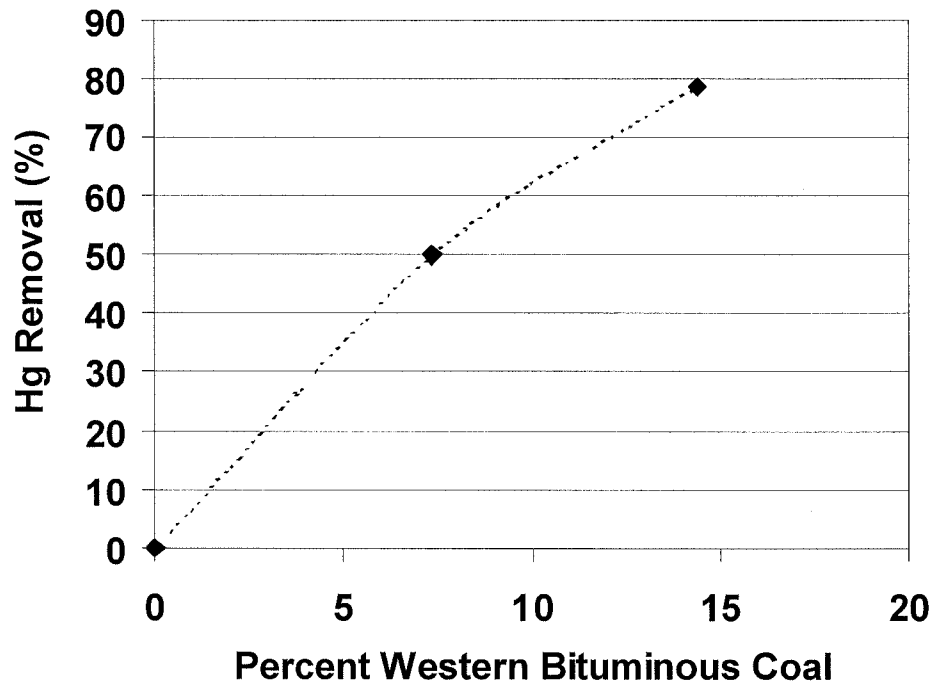


Figure 7. Results of Coal Blending Tests, Experiment #3

INTERNATIONAL SEARCH REPORT

International application No.

PCT/US2011/023758

A. CLASSIFICATION OF SUBJECT MATTER

IPC(8) - B01D 53/64 (2011.01)

USPC - 95/131

According to International Patent Classification (IPC) or to both national classification and IPC

B. FIELDS SEARCHED

Minimum documentation searched (classification system followed by classification symbols)

IPC(8) - B01D 53/00, 53/02, 53/14, 53/64; C10L 5/00; F23B 90/00 (2011.01)

USPC - 44/620; 95/131, 133-134, 152, 195, 234; 110/203, 342; 423/210, 215.5

Documentation searched other than minimum documentation to the extent that such documents are included in the fields searched

Electronic data base consulted during the international search (name of data base and, where practicable, search terms used)

MicroPatent, Web of Science®

C. DOCUMENTS CONSIDERED TO BE RELEVANT

Category*	Citation of document, with indication, where appropriate, of the relevant passages	Relevant to claim No.
X	LI et al. 'Mercury Emissions Control in Coal Combustion Systems Using Potassium Iodide: Bench-Scale and Pilot-Scale Studies' In: Energy & Fuels, 05 January 2009 (05.01.2009), Vol. 23, p. 236-243	1-10, 12, 14, 18-19, 21-29, 31, 33, 37-39, 41-49
--		11, 13, 15-17, 20, 30, 32,
Y		34-36, 40
Y	US 2009/0056538 A1 (SRINIVASACHAR et al) 05 March 2009 (05.03.2009) entire document	11, 13, 30, 32
Y	US 2004/0086439 A1 (VOSTEEN et al) 06 May 2004 (06.05.2004) entire document	15, 16, 34, 35
Y	US 2005/0118084 A1 (CICHANOWICZ) 02 June 2005 (02.06.2005) entire document	17, 36
Y	US 7,361,209 B1 (DURHAM et al) 22 April 2008 (22.04.2008) entire document	20, 40

 Further documents are listed in the continuation of Box C.

* Special categories of cited documents:

"A" document defining the general state of the art which is not considered to be of particular relevance

"E" earlier application or patent but published on or after the international filing date

"L" document which may throw doubts on priority claim(s) or which is cited to establish the publication date of another citation or other special reason (as specified)

"O" document referring to an oral disclosure, use, exhibition or other means

"P" document published prior to the international filing date but later than the priority date claimed

"T" later document published after the international filing date or priority date and not in conflict with the application but cited to understand the principle or theory underlying the invention

"X" document of particular relevance; the claimed invention cannot be considered novel or cannot be considered to involve an inventive step when the document is taken alone

"Y" document of particular relevance; the claimed invention cannot be considered to involve an inventive step when the document is combined with one or more other such documents, such combination being obvious to a person skilled in the art

"&" document member of the same patent family

Date of the actual completion of the international search

28 April 2011

Date of mailing of the international search report

10 MAY 2011

Name and mailing address of the ISA/US

Mail Stop PCT, Attn: ISA/US, Commissioner for Patents

P.O. Box 1450, Alexandria, Virginia 22313-1450

Facsimile No. 571-273-3201

Authorized officer:

Blaine R. Copenheaver

PCT Helpdesk: 571-272-4300

PCT OSP: 571-272-7774