

(No Model.)

J. STANLEY.
METALLIC PLASTERING SURFACE.

No. 290,133.

Patented Dec. 11, 1883.

Fig. 1.




Fig. 2.

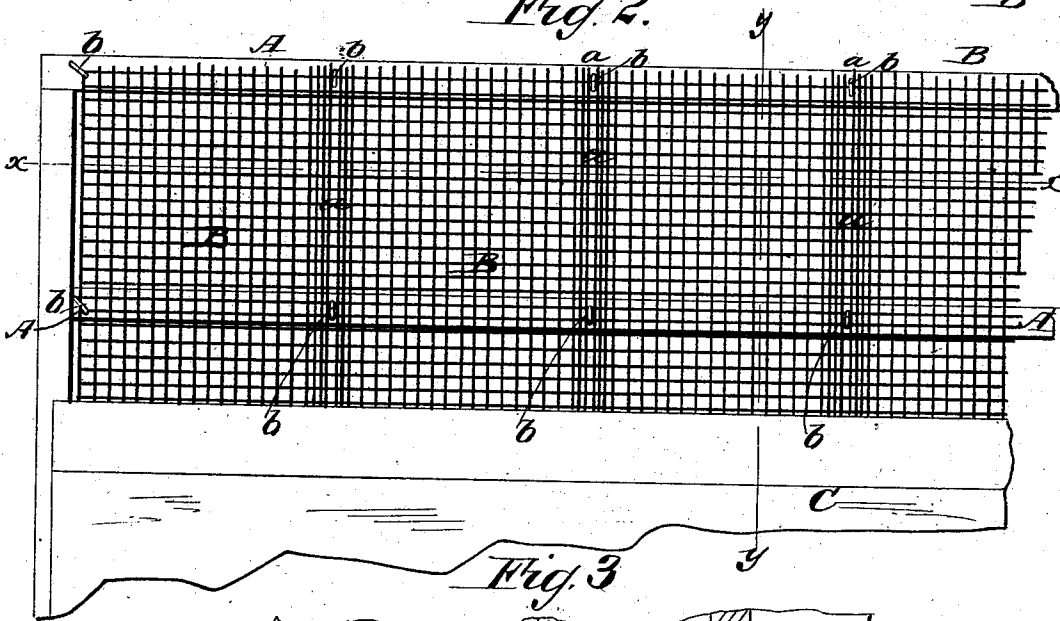
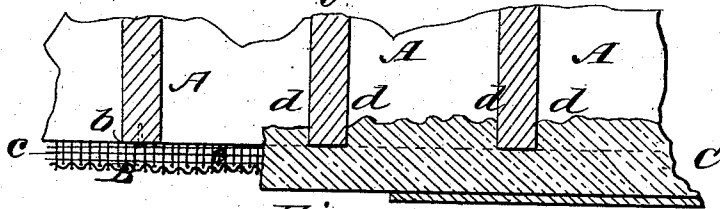


Fig. 3.

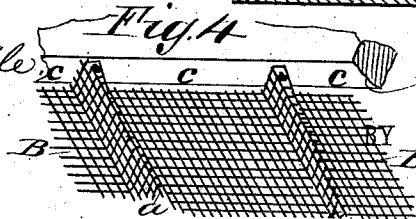


WITNESSES:

Francis McArdle
L. Sedgwick

INVENTOR:

J. Stanley
Munn & Co.
ATTORNEYS.



UNITED STATES PATENT OFFICE.

JAMES STANLEY, OF NEW YORK, N. Y.

METALLIC PLASTERING-SURFACE.

SPECIFICATION forming part of Letters Patent No. 290,133, dated December 11, 1883.

Application filed October 16, 1883. (No model.)

To all whom it may concern:

Be it known that I, JAMES STANLEY, of the city, county, and State of New York, have invented a new and Improved Metallic Plastering-Surface, of which the following is a full, clear, and exact description.

This invention relates to the use of wire-cloth as a plastering-surface in buildings in place of lath; and it consists, principally, in corrugating or forming ribs in the wire-cloth, whereby the same is stiffened and made firmer, and whereby it may be secured to the joists and studding by means of common staples or other cheap and quickly and easily applied fastenings.

Reference is to be had to the accompanying drawings, forming part of this specification, in which similar letters of reference indicate corresponding parts in all the figures.

Figure 1 is a sectional elevation of a plastered wall or ceiling formed in accordance with my invention, taken on the line *x x* of Fig. 2. Fig. 2 is a front elevation, showing the wire-cloth partly plastered. Fig. 3 is a sectional elevation taken on the line *y y* of Fig. 2; and Fig. 4 is a perspective view, showing the wire-cloth secure to the joist or studding.

A A represent the studding or joists of a building.

B represents the wire-cloth, and C represents the plastering. The wire-cloth B is corrugated or ribbed, as shown at *a*, and is attached to the joists or studding A by the staples *b b*, passed through the wire-cloth in the corrugations, and driven into the joists or studding, and the wire-cloth is, by preference, placed upon the joist or studding in such manner that the corrugations *a* run transverse to the joist and studding, as shown in the drawings.

By corrugating the wire-cloth B, it will be

seen that the staples *b*, which are cheap and quickly and easily applied, hold the wire-cloth in place with perfect security. It will also be seen that the whole body of the wire-cloth is stiffened by forming the corrugations in it, and that it is for the most part set out away from the edges of the joist and studding, as shown at *c c*, by the ribs or corrugations, so that the plaster when applied will key around and through the ribs or corrugations, and close to and around the edges of the joists and studding, as shown at *d d*, Fig. 3, thus perfectly sealing the same at the edges, so that fire cannot pass from joist to joist. Besides these advantages, the wire-cloth surface is strong and durable, and enables the plaster to be put on without showing any impression of the joist or studding, and is sufficiently rigid to prevent all sagging of the wall or ceiling.

In some cases, if found necessary, the wire-cloth may be strengthened at the ribs or corrugations by increasing the number of strands of wire at those points; or a rod might be used for that purpose, woven in with the strands of the cloth or held in place along the outside of the corrugations by the staples *b*.

Having thus described my invention, I claim as new and desire to secure by Letters Patent—

1. A metallic plastering-surface consisting of the wire-cloth B, corrugated or ribbed, substantially as and for the purposes described.

2. The wire-cloth B, ribbed or corrugated, as shown at *a*, and attached to the joists or studding A by staples *b* or other fastening, the ribs *a* being arranged transverse to the joists or studding, substantially as described.

JAMES STANLEY.

Witnesses:

H. A. WEST,
C. SEDGWICK.