



US00D664799S

(12) **United States Design Patent**
Schwingendorf et al.

(10) **Patent No.:** **US D664,799 S**

(45) **Date of Patent:** **** Aug. 7, 2012**

(54) **PILLOW**

(76) Inventors: **Alice Jean Schwingendorf**, Tokyo (JP);
Gabriel Olivier Durand, Tokyo (JP)

(**) Term: **14 Years**

(21) Appl. No.: **29/406,473**

(22) Filed: **Nov. 15, 2011**

(51) **LOC (9) Cl.** **06-09**

(52) **U.S. Cl.** **D6/601**

(58) **Field of Classification Search** D6/595,
D6/596, 601, 604; 5/630, 633, 636, 637,
5/652-656, 706; D21/809

See application file for complete search history.

(56) **References Cited**

U.S. PATENT DOCUMENTS

1,510,187 A	9/1924	Martin	
1,579,585 A	4/1926	Wieder et al.	
3,285,658 A	11/1966	Cleveland	
4,285,081 A	8/1981	Price	
4,345,347 A	8/1982	Kantor	
4,562,833 A	1/1986	Pujals, Jr.	
4,617,691 A	10/1986	Monti et al.	
4,708,129 A	11/1987	Pujals, Jr.	
4,738,488 A	4/1988	Camelio	
D334,159 S *	3/1993	Mulligan	D12/133
5,505,523 A	4/1996	Wang	
5,778,469 A	7/1998	Festa	
D396,594 S *	8/1998	Lefebvre	D6/601
5,974,607 A	11/1999	Smith	
D420,845 S *	2/2000	Rumage	D6/601
6,123,389 A	9/2000	O'Connor et al.	
6,305,749 B1	10/2001	O'Connor et al.	
6,786,554 B1	9/2004	Zahiri	
D503,062 S *	3/2005	Nash	D6/601
6,893,094 B2	5/2005	O'Connor	
D522,300 S *	6/2006	Roberts	D6/601
7,197,781 B2	4/2007	Ramsbottom et al.	
7,644,990 B2	1/2010	Pearson	
D619,402 S *	7/2010	Sternlight et al.	D6/601

7,908,692 B2 3/2011 Lange
2001/0054837 A1 12/2001 O'Connor
2005/0102758 A1 5/2005 Ramsbottom et al.
2005/0179300 A1 8/2005 O'Connor et al.

(Continued)

FOREIGN PATENT DOCUMENTS

AU 8872501 A 4/2002

(Continued)

OTHER PUBLICATIONS

International Search Report mailed Apr. 26, 2011 in co-pending PCT application No. PCT/JP2011/000779.

(Continued)

Primary Examiner — Janice Seeger

(74) *Attorney, Agent, or Firm* — Niels, Lemack & Frame, LLC

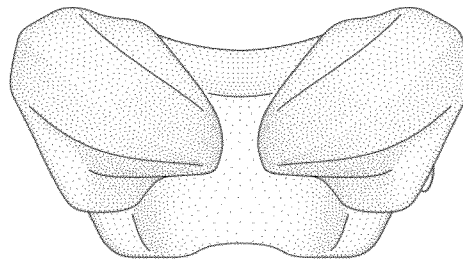
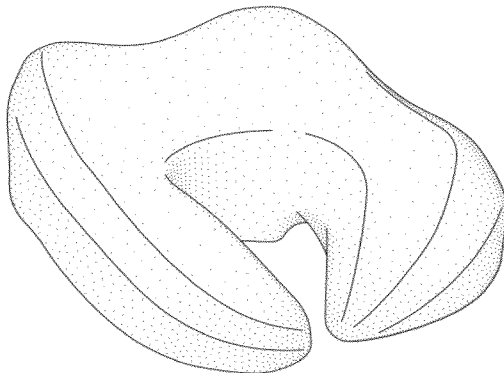
(57) **CLAIM**

The ornamental design for a pillow, as shown.

DESCRIPTION

FIG. 1 is a top perspective view of the pillow;
FIG. 2 is a bottom perspective view of the pillow;
FIG. 3 is a front view of the pillow;
FIG. 4 is a rear view of the pillow;
FIG. 5 is a left side view of the pillow;
FIG. 6 is a right side view of the pillow;
FIG. 7 is a top view of the pillow; and,
FIG. 8 is a bottom view of the pillow.
The pillow includes a neck support and a pair of spaced arms extending from the neck support, and a pillow cover, and is used for head and neck support, and comfort such as while sleeping in a sitting up position.

1 Claim, 8 Drawing Sheets



US D664,799 S

Page 2

U.S. PATENT DOCUMENTS

2006/0244300 A1 11/2006 Watson Savage
2011/0094035 A1 4/2011 Tansingco
2011/0225736 A1 9/2011 Schwingendorf et al.
2012/0030876 A1 2/2012 Schwingendorf et al.

FOREIGN PATENT DOCUMENTS

DE 10196653 B 12/2005
GB 2382985 A 6/2003
GB 2382985 B 4/2005
JP 3015207 U 8/1995
WO 02/24031 A1 3/2002

OTHER PUBLICATIONS

Office Action mailed Nov. 24, 2010 in co-pending U.S. Appl. No. 12/659,814.

Final Rejection mailed Apr. 14, 2011 in co-pending U.S. Appl. No. 12/659,814.

Notice of Allowance mailed Jul. 29, 2011 in co-pending U.S. Appl. No. 12/659,814.

Notice of Allowance mailed Nov. 15, 2011 in co-pending U.S. Appl. No. 12/659,814.

* cited by examiner

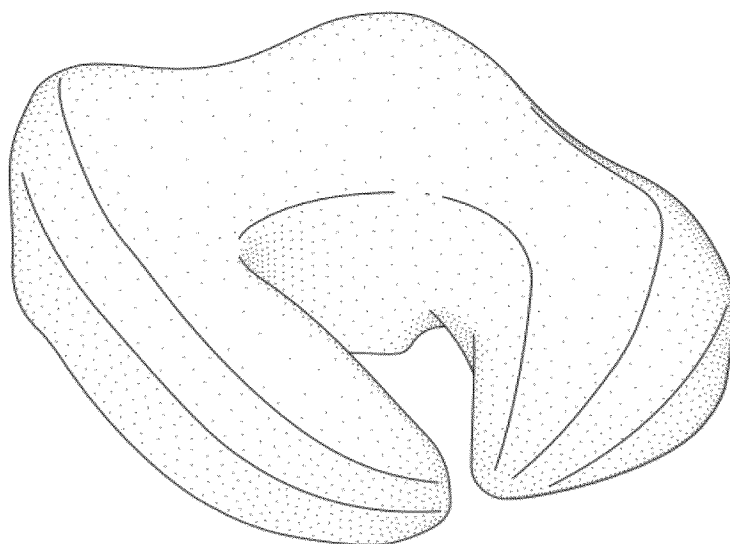


FIG. 1

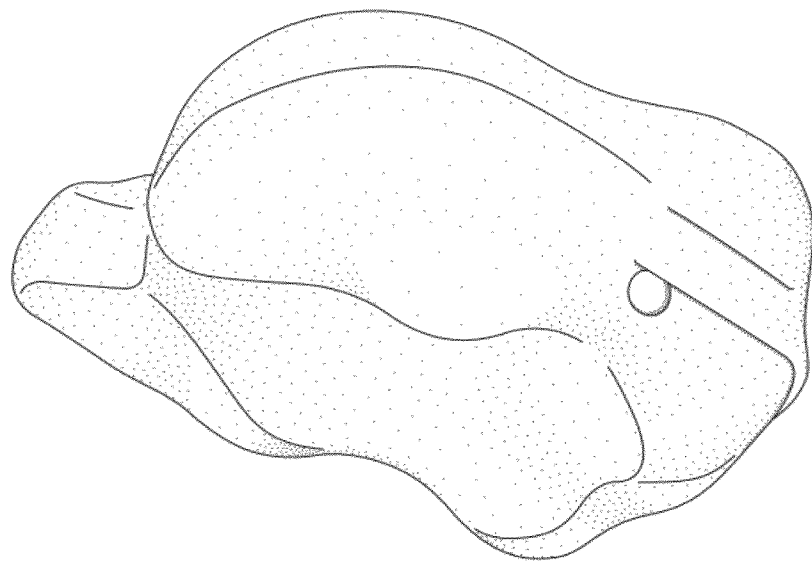


FIG. 2

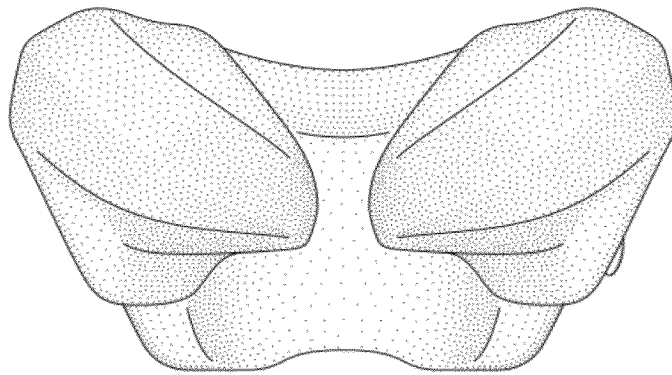


FIG. 3

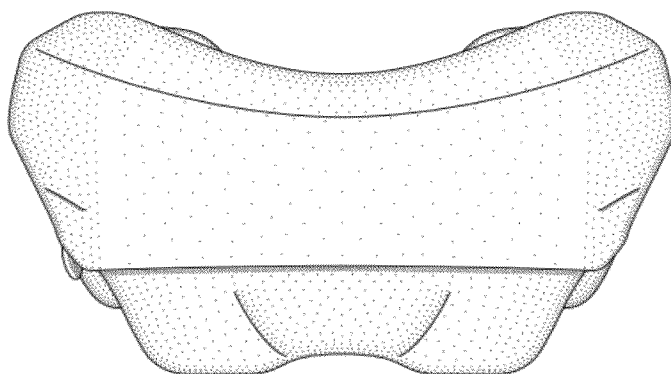


FIG. 4

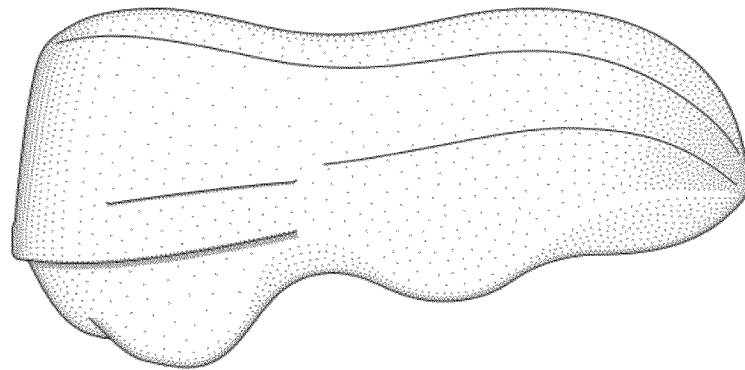


FIG. 5

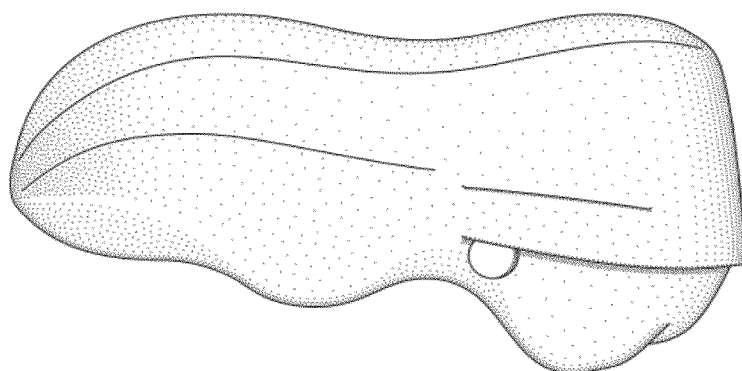


FIG. 6

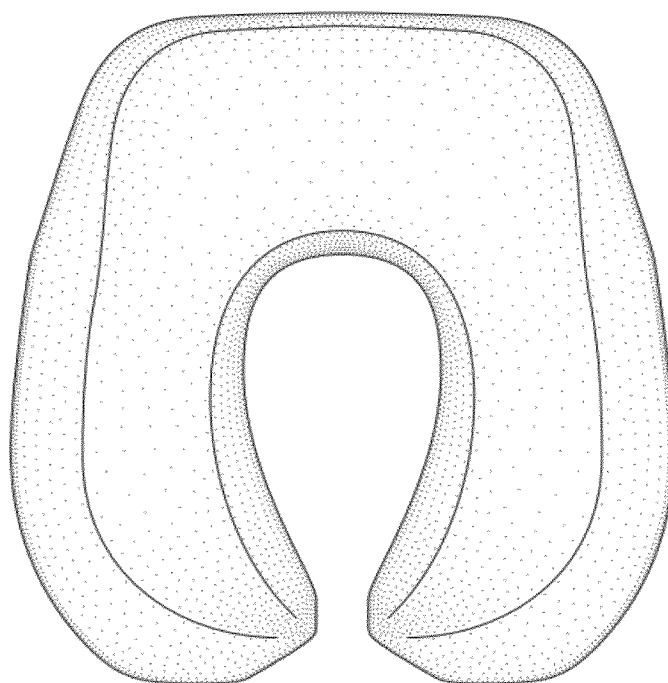


FIG. 7

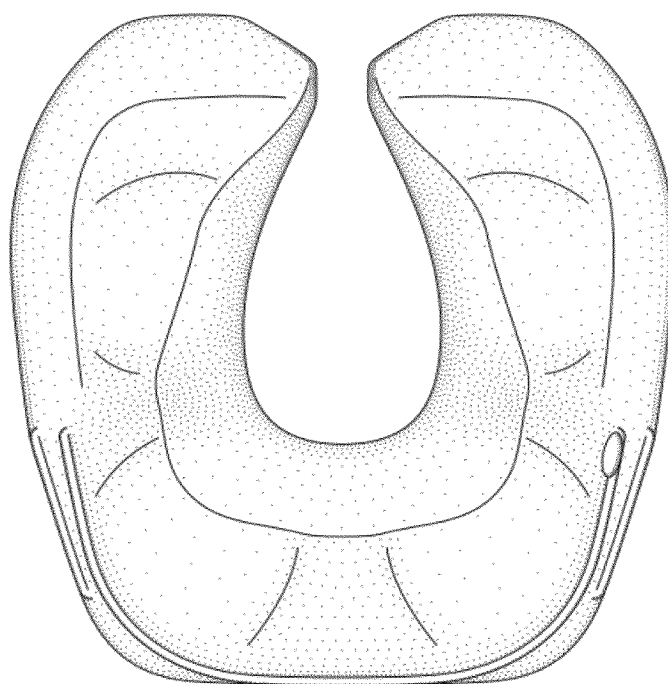


FIG. 8