



US00D487165S

(12) **United States Design Patent** (10) **Patent No.:** **US D487,165 S**
Hammond et al. (45) **Date of Patent:** **** Feb. 24, 2004**

(54) **DISHWASHER DETERGENT CAPSULE**

(75) **Inventors:** **Geoffrey Robert Hammond**, Hull (GB); **William John McCarthy**, Donhead St. Mary Shaftesbury (GB); **Richard Rogers**, Great Hockham Theiford (GB)

(73) **Assignee:** **Reckitt Benckiser N.V.**, Hoofddorp (NL)

(**) **Term:** **14 Years**

(21) **Appl. No.:** **29/143,772**

(22) **Filed:** **Jun. 20, 2001**

(30) **Foreign Application Priority Data**

Dec. 20, 2000 (BX) 77834

(51) **LOC (7) Cl.** **28-02**

(52) **U.S. Cl.** **D28/8.1**

(58) **Field of Search** D28/4-6, 8.1; D9/305, 306, 414, 425, 416; D24/104; 510/293-297, 276, 277, 439, 441, 519, 523; 206/0.5, 77.1, 484, 484.1, 484.2, 497, 524.1-524.9, 830; 383/1, 94, 105, 902, 906; 428/2, 34.3, 34.8, 34.9, 35.1, 35.2, 35.5; 53/427, 900

(56) **References Cited**

U.S. PATENT DOCUMENTS

4,243,349 A * 1/1981 Hickey et al. 206/524.8 X

4,322,465 A * 3/1982 Webster 206/484 X
4,754,874 A * 7/1988 Hany 206/77.1
D304,299 S * 10/1989 Sakamoto D9/425
4,928,474 A * 5/1990 Schirmer 53/425
5,037,459 A * 8/1991 Spruill et al. 96/118
5,196,132 A * 3/1993 Mains et al. 510/439 X
5,226,531 A * 7/1993 Garwood 206/497 X
D429,525 S * 8/2000 Richardson D24/104

* cited by examiner

Primary Examiner—Philip S. Hyder

Assistant Examiner—C. Tuttle

(74) *Attorney, Agent, or Firm*—Akin Gump Strauss Hauer & Feld, L.L.P.

(57) **CLAIM**

The ornamental design for a dishwasher detergent capsule, substantially as shown and described.

DESCRIPTION

FIG. 1 is a top perspective view of a dishwasher detergent capsule showing our new design;

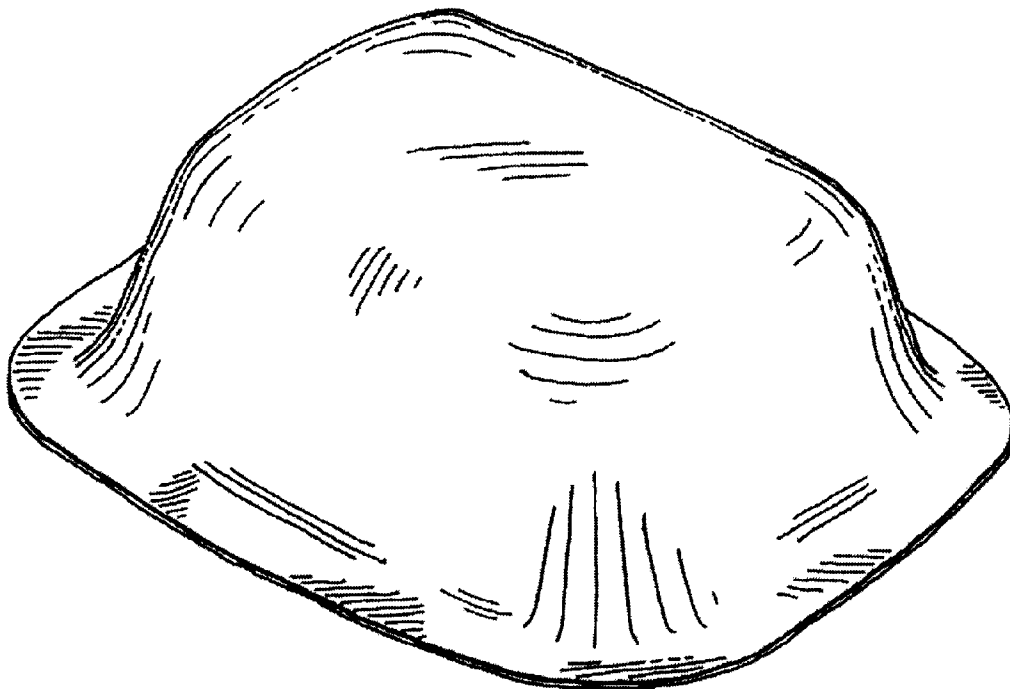
FIG. 2 is a side elevational (opposite side is mirror a image) view thereof;

FIG. 3 is an end elevational (opposite side is mirror a image) view thereof;

FIG. 4 is a top plan view thereof; and,

FIG. 5 is a bottom plan view thereof.

1 Claim, 2 Drawing Sheets



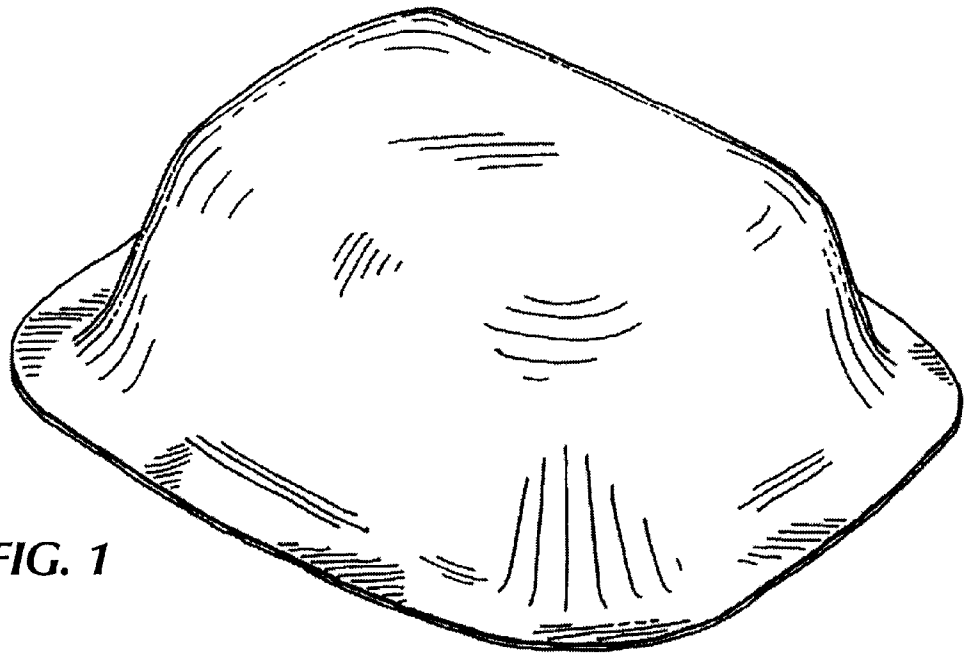


FIG. 1

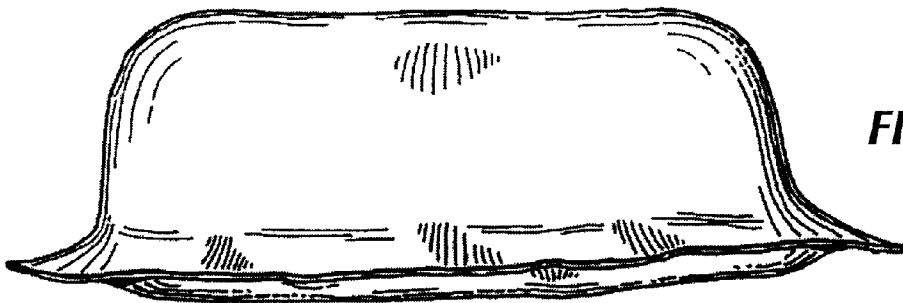


FIG. 2




FIG. 3

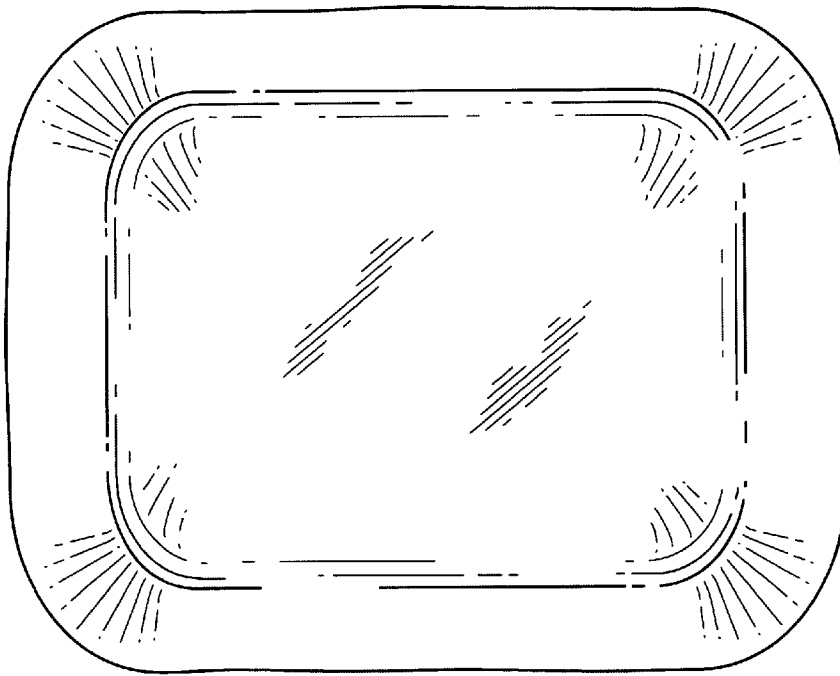


FIG. 4

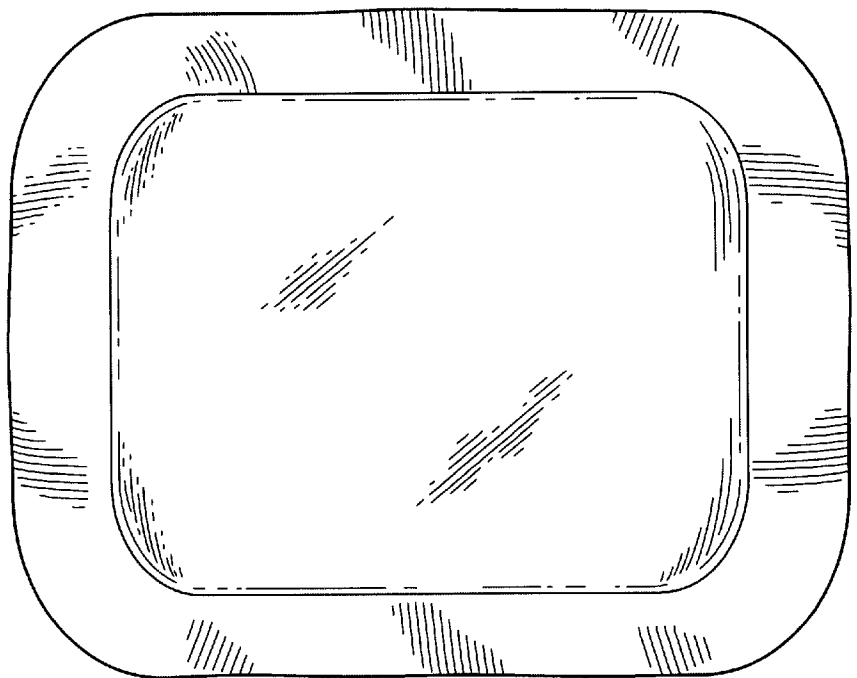


FIG. 5