



(86) Date de dépôt PCT/PCT Filing Date: 1991/10/29
(87) Date publication PCT/PCT Publication Date: 1992/05/14
(45) Date de délivrance/Issue Date: 2002/01/08
(85) Entrée phase nationale/National Entry: 1993/04/28
(86) N° demande PCT/PCT Application No.: EP 91/02048
(87) N° publication PCT/PCT Publication No.: WO 92/07904
(30) Priorité/Priority: 1990/10/29 (90202864.6) EP

(51) Cl.Int.⁵/Int.Cl.⁵ C08K 5/3415, C08J 3/24, C08L 21/00

(72) Inventeurs/Inventors:
Datta, Rabindra Nath, NL;
de Block, Rudolf Frank, NL;
Talma, Auke Gerardus, NL;
Hogt, Andreas Herman, NL

(73) Propriétaire/Owner:
Akzo N.V., NL

(74) Agent: SWABEY OGILVY RENAULT

(54) Titre : COAGENTS EMPECHANT LA REVERSION DANS LA VULCANISATION DU CAOUTCHOUC
(54) Title: ANTI-REVERSION COAGENTS FOR RUBBER VULCANIZATION

(57) **Abrégé/Abstract:**

A rubber composition which is the vulcanization reaction product of a rubber, sulfur or a sulfur donor and particular anti-reversion coagents, is disclosed. The anti-reversion coagents only partially react under sulfur-vulcanization reaction conditions up to optimum cure, and, after optimum cure, form cross-links bonded to the sulfur cross-linked rubbers by carbon-carbon linkages. Also disclosed are a vulcanization process carried out in the presence of the anti-reversion coagents and the use of these anti-reversion coagents in the sulfur-vulcanization of rubbers. The anti-reversion coagents of the disclosure provide sulfur-vulcanized rubbers having significantly improved physical properties.





PCT

WORLD INTELLECTUAL PROPERTY ORGANIZATION
International Bureau

INTERNATIONAL APPLICATION PUBLISHED UNDER THE PATENT COOPERATION TREATY (PCT)

(51) International Patent Classification ⁵ : C08K 5/3415, C08J 3/24 C08L 21/00	A1	(11) International Publication Number: WO 92/07904 (43) International Publication Date: 14 May 1992 (14.05.92)
(21) International Application Number: PCT/EP91/02048 (22) International Filing Date: 29 October 1991 (29.10.91) (30) Priority data: 90202864.6 29 October 1990 (29.10.90) EP (34) Countries for which the regional or international application was filed: NL et al. (71) Applicant (for all designated States except US): AKZO N.V. [NL/NL]; Velperweg 76, NL-6824 BM Arnhem (NL). (72) Inventors; and (75) Inventors/Applicants (for US only) : HOGT, Andreas, Herman [NL/NL]; Deurningerstraat 58, NL-7514 BJ Enschede (NL). TALMA, Auke, Gerardus [NL/NL]; Polakstraat 34, NL-7437 AT Bathmen (NL). DE BLOCK, Rudolf, Frank [NL/NL]; Vonderstraat 80, NL-7419 BR Deventer (NL). DATTA, Rabindra, Nath [IN/NL]; Slauerhoffgaarde 2, NL-7414 XK Deventer (NL).		(74) Agent: SCHALKWIJK, Pieter, Cornelis; Akzo N.V., Velperweg 76, Postbus 9300, NL-6800 SB Arnhem (NL). (81) Designated States: AT (European patent), AU, BE (European patent), BR, CA, CH (European patent), CS, DE (European patent), DK (European patent), ES (European patent), FI, FR (European patent), GB (European patent), GR (European patent), HU, IT (European patent), JP, KR, LU (European patent), NL (European patent), PL, SE (European patent), SU ⁺ , US. Published <i>With international search report.</i>
(54) Title: ANTI-REVERSION COAGENTS FOR RUBBER VULCANIZATION (57) Abstract <p>A rubber composition which is the vulcanization reaction product of a rubber, sulfur or a sulfur donor and particular anti-reversion coagents, is disclosed. The anti-reversion coagents only partially react under sulfur-vulcanization reaction conditions up to optimum cure, and, after optimum cure, form cross-links bonded to the sulfur cross-linked rubbers by carbon-carbon linkages. Also disclosed are a vulcanization process carried out in the presence of the anti-reversion coagents and the use of these anti-reversion coagents in the sulfur-vulcanization of rubbers. The anti-reversion coagents of the disclosure provide sulfur-vulcanized rubbers having significantly improved physical properties.</p>		

2095136**Anti-Reversion Coagents for Rubber Vulcanization**

This invention relates to a rubber composition having improved physical properties. More particularly, it relates to a sulfur-vulcanized rubber composition which is vulcanized in the presence of particular anti-reversion coagents. The invention also relates to a sulfur-vulcanization process which is carried out in the presence of particular anti-reversion coagents and the use of particular anti-reversion coagents in the sulfur-vulcanization of rubber. Finally, the invention also relates to rubber products comprising rubber vulcanized with sulfur in the presence of particular anti-reversion coagents.

10

In the tire and belt industries, among others, better mechanical and heat resistance properties are being demanded. It has long been known that the mechanical properties of rubber can be improved by using a large amount of sulfur as a cross-linking agent to increase the cross-link density in vulcanized rubbers. However, the use of large amounts of sulfur suffers from the disadvantage that it produces reversion and leads to a marked decrease in heat resistance and resistance to flex cracking, among other properties, in the final product. The fact that reversion is a continuing problem can be seen from, "Rubber Microstructure and Reversion," Nordsiek, Dr. K.H., Rubber World, 197 (3), pp. 30-38, 1987, and, "Physikalische und Chemische Aspekte der Reversion," Kautschuk + Gummi - Kunststoffe, 34, No. 9, 1981.

25

In order to eliminate the foregoing disadvantage, it has been proposed to add coagents to sulfur-vulcanization systems. One known type of coagent are the maleimides. Such vulcanization systems are disclosed in, "Vulcanization With Maleimides," Journal of Applied Polymer Science, Vol. 8, pp. 2281-2298 (1964).

30

U.S. patent 3,297,713 suggests the use of dithiobis (N-phenylmaleimides) as vulcanizing agents for rubber. However, this system does not employ sulfur as a vulcanization agent and thus suffers from several disadvantages which result from the absence of sulfur cross-links in the rubber product.

2095136

5 Japanese patent publication J6 1014-238 discloses sulfur-vulcanization systems wherein maleimides are used as coagents and which also contain either dibenzothiazyl disulfide or tetramethylthiuram disulfide. However, this solution is of limited application since only vulcanization accelerators having relatively short scorch times can be used with the bis-maleimides.

10 European patent application 0 191 931 suggests that the use of a bis-maleimide compound in combination with a sulfenamide and a dithiophosphoric acid leads to further improvements in the mechanical and anti-reversion properties of sulfur-vulcanized rubbers. The patent specification claims that these rubbers exhibit improved resistance to reversion, resistance to heat ageing and resistance to flex cracking. However, this system is limited to vulcanization carried out in the presence of a sulfenamide accelerator in combination with a dithiophosphoric acid accelerator and is thus of limited utility in actual practice.

20 In the article, "Change in the Structure and Properties of Vulcanizates Based on Natural Rubber Under Prolonged Vulcanization in the Presence of Vulcanizing Systems Containing Sulfur and Bismaleimides," Chavchich, T.A., et al., Kauchuk i Rezina, vol. 4, pp. 20-3, 1981, there is disclosed that vulcanization of natural rubber tread stocks with sulfur in the presence of m-phenylenebis-maleimide at 143°C over a 600-minute period gave vulcanizates with enhanced physiomechanical properties and resistance to reversion.

30 Other articles relating to the sulfur-vulcanization of rubbers using bismaleimides as coagents include, "Vulcanization of cis-1,4-isoprene rubber by derivatives of maleimide under the action of high temperatures and radiation," Kauchuk i Rezina, vol. 3, pp. 10-12, 1974; "High-temperature Vulcanization of Unsaturated Rubbers by Thio Derivatives of Maleimide," Kauchuk i Rezina, vol. 3, pp. 16-19, 1975; and, "Influence of the Type and Concentration of Crosslinking Agent on the Effectiveness of a Combined System of Bismaleimide and Sulfur," Kauchuk i Rezina, No. 10, pp. 15-19, 1985.

2095136

3

Even more recently, Japanese patent applications J6 3286-445 and J6 3312-333 disclosed the vulcanization of rubber with sulfur and an aliphatic bis-maleimide or N,N'-toluene bis-maleimide. These particular bis-maleimides are said to improve the heat resistance and adhesion properties of the rubbers.

5

Further, European patent applications 345 825 and 410 152 also relate to the use of bismaleimides as coagents in sulfur-vulcanization of rubber. These two patents are directed to vulcanization systems which contain a second coagent, presumably to improve upon the bismaleimide system.

10

However, despite the fact that some of the above patents claim to reduce reversion by addition of a bismaleimide, in actual practice the reduction in reversion achieved with the bismaleimides is insufficient. Accordingly, although the reversion and the heat resistance are slightly improved, the problem remains that there is no generally applicable anti-reversion agent which may be used in combination with a number of different rubber accelerators during the vulcanization process and which satisfactorily solves the reversion problem while at the same time significantly improving the heat resistance of sulfur-vulcanized rubbers without having an adverse affect on other rubber properties.

15

20

25

Another type of curing system used to inhibit reversion in rubbers is disclosed in, "Latest Developments in the Urethane Crosslinking of Natural Rubber," Kautschuk + Gummi - Kunststoffe 36, pp. 677-684, 1983. However, this so-called NOVOR system also suffers from several disadvantages including very limited applicability to particular vulcanization processes.

30

Further, in Canadian Patent no. 738,500 the vulcanization of rubbers in the absence of sulfur, with either bis-maleimides and bis-citraconimides, is disclosed. This process had, for its purpose, to be an alternative to sulfur-vulcanization processes. However, the

rubber products made by the process of this patent suffer from the usual disadvantages of peroxide-cured rubbers such as low tensile strength and significant reductions in other important properties. This patent does not disclose the use of the bis-maleimides or bis-citraconimides in the sulfur-vulcanization of rubber.

5

The present invention provides a solution to the above problems by the use of a novel class of anti-reversion coagents in the sulfur-vulcanization of rubbers. More particularly, in a first aspect, the present invention relates to a sulfur-vulcanized rubber composition which comprises the vulcanization reaction product of:

10

(A) 100 parts by weight of at least one natural or synthetic rubber;

15

(B) 0.1 to 25 parts by weight of sulfur and/or a sufficient amount of a sulfur donor to provide the equivalent of 0.1 to 25 parts by weight of sulfur; and

20

(C) 0.1 to 5.0 parts by weight of a coagent which only partially reacts under sulfur-vulcanization reaction conditions up to optimum cure, and which, after optimum cure, forms cross-links bonded to the sulfur cross-linked rubber by a carbon-carbon linkage at a rate sufficient to compensate for from 10 to 200 percent of the reversion in said rubber composition.

25

In addition, the present invention relates to a vulcanization process carried out in the presence of the anti-reversion coagents and the use of these anti-reversion coagents in the sulfur-vulcanization of rubbers. Further, the invention also encompasses rubber products which comprise at least some rubber which has been vulcanized with sulfur in the presence of said anti-reversion coagents.

30

The present invention provides an excellent anti-reversion effect as well as improvements in several rubber properties without having a significant adverse effect on the remaining properties, when compared with similar sulfur-vulcanization systems using other coagents.

2095136

- The present invention is applicable to all natural and synthetic rubbers. Examples of such rubbers include, but are not limited to, natural rubber, styrene-butadiene rubber, butadiene rubber, isoprene rubber, acrylonitrile-butadiene rubber, chloroprene rubber, isoprene-isobutylene rubber, brominated isoprene-isobutylene rubber, chlorinated isoprene-isobutylene rubber, ethylene-propylene-diene terpolymers, as well as combinations of two or more of these rubbers and combinations of one or more of these rubbers with other rubbers and/or thermoplastics.
- 10 Examples of sulfur which may be used in the present invention include various types of sulfur such as powdered sulfur, precipitated sulfur and insoluble sulfur. Also, sulfur donors may be used in place of, or in addition to sulfur in order to provide the required level of sulfur during the vulcanization process. Examples of such sulfur donors
- 15 include, but are not limited to, tetramethylthiuram disulfide, tetraethylthiuram disulfide, tetrabutylthiuram disulfide, dipentamethylene thiuram hexasulfide, dipentamethylene thiuram tetrasulfide, dithiodimorpholine and mixtures thereof.
- 20 In this text, references to sulfur shall include sulfur donors and mixtures of sulfur and sulfur donors. Further, references to the quantity of sulfur employed in the vulcanization, when applied to sulfur donors, refer to a quantity of sulfur donor which is required to provide the equivalent amount of sulfur that is specified.
- 25 The anti-reversion coagents of the present invention are characterized by the fact that they must be capable of forming cross-links bonded to the rubber by a carbon-carbon linkage. This type of cross-link is known in the rubber literature from, for example, "High-temperature
- 30 vulcanization of unsaturated rubbers by thio derivatives of maleimide," Krashennikov et al., Kauchuk i Rezina, No. 3, pp. 16-20, 1975. Such cross-links bonded to the rubber by a carbon-carbon linkage are highly desirable in rubbers, and particularly sulfur-vulcanized rubbers since such cross-links are thermally stable.

Accordingly, we have found that it is desirable, in sulfur-vulcanization, to produce cross-links bonded to the rubber by carbon-carbon linkages. For the purposes of this patent application, these cross-links will be hereinafter referred to as, "carbon-carbon" cross-links. In order to make a thermally stable rubber composition which still possesses the advantageous properties of sulfur-vulcanization, however, it remains necessary to combine the formation of carbon-carbon linkages with the formation of the stable monosulfidic cross-links which result from sulfur-vulcanization.

While it is possible to obtain a significant number of carbon-carbon cross-links by sulfur-vulcanizing rubber in the presence of bismaleimides, we have found that such rubbers still suffer from significant reversion (reduction in the cross-link density) upon thermal loading of the rubber after vulcanization. This leads to a corresponding decrease in some of the important properties of such rubber compositions during their use in, for example, tires.

While not wishing to be bound by any particular theory, it is thought that the anti-reversion coagents of the present invention solve this long-standing problem since they are sufficiently unreactive under sulfur-vulcanization conditions such that, at optimum cure, a substantial portion of the coagent remains in the rubber composition in a form in which it is still capable of reacting with the sulfur-vulcanized rubber to form additional cross-links, which cross-links are bonded to the rubber by a carbon-carbon linkage.

One possible measure of the reactivity of the anti-reversion coagents under sulfur-vulcanization conditions up to optimum cure is cross-linking efficiency. Cross-linking efficiency, in the context of this patent application, refers to a measure of the percentage increase or decrease in shear modulus of the vulcanized rubber, per millimole of anti-reversion coagent, per 100 grams of rubber, as compared with the same rubber composition vulcanized under the same reaction conditions in the absence of the anti-reversion coagent. The shear modulus

2095136

measurements for determining the cross-linking efficiency are made on a rubber composition at optimum cure. For a definition of optimum cure see, W. Hofmann, "Rubber Technology Handbook."

5 For example, if 1 millimole of anti-reversion coagent, when compared to the t₉₀ control, gives an increase in the shear modulus (as measured in accordance with the procedure of the examples hereafter) of 0.5% at optimum cure, then the cross-linking efficiency for that anti-reversion coagent is 0.5%. With t₉₀ control is meant the optimum
10 cure time of a rubber composition vulcanized without anti-reversion coagent. In addition, if for the same amount of coagent, 0.3% less crosslinks are formed, then the cross-linking efficiency is -0.3%.

15 The cross-linking efficiency gives an indication of the influence of the coagent on the sulfur-vulcanization up to optimum cure and thereby an indication of the cross-linking reactivity of the coagent under sulfur-vulcanization conditions. In general, the anti-reversion coagents of the present invention exert little influence on the sulfur-vulcanized rubber up to optimum cure.

20 We have found that the preferred anti-reversion coagents of the present invention generally exhibit a cross-linking efficiency of between 2.0 and -2.0%. More preferred coagents have a cross-linking efficiency of 1.0 to -1.0%, and most preferred coagents have a cross-linking efficiency of 0.5 to -0.5%. However, it should be noted that the
25 cross-linking efficiency is only an indication of the reactivity of the coagent up to optimum cure, and does not directly measure what is thought to be the important feature of the coagents of the present invention, namely that some of the coagent is still present at optimum cure in a form capable of reacting with the sulfur-vulcanized rubber
30 to form additional cross-links. Thus, some useful coagents may have a higher or lower cross-linking efficiency but still fall within the scope of the present invention if they meet all of the other criteria.

The final characterizing feature of the coagents of the present invention is that they must form stable carbon-carbon cross-links at a rate sufficient to compensate for 10-200% of the reversion in that rubber composition. It is this final feature of the present coagents which prevents significant reversion of the sulfur-vulcanized rubber since, the degraded polysulfide cross-links are simply replaced by the thermally stable carbon-carbon cross-links formed by the anti-reversion coagents, thereby holding the torque at a relatively constant level.

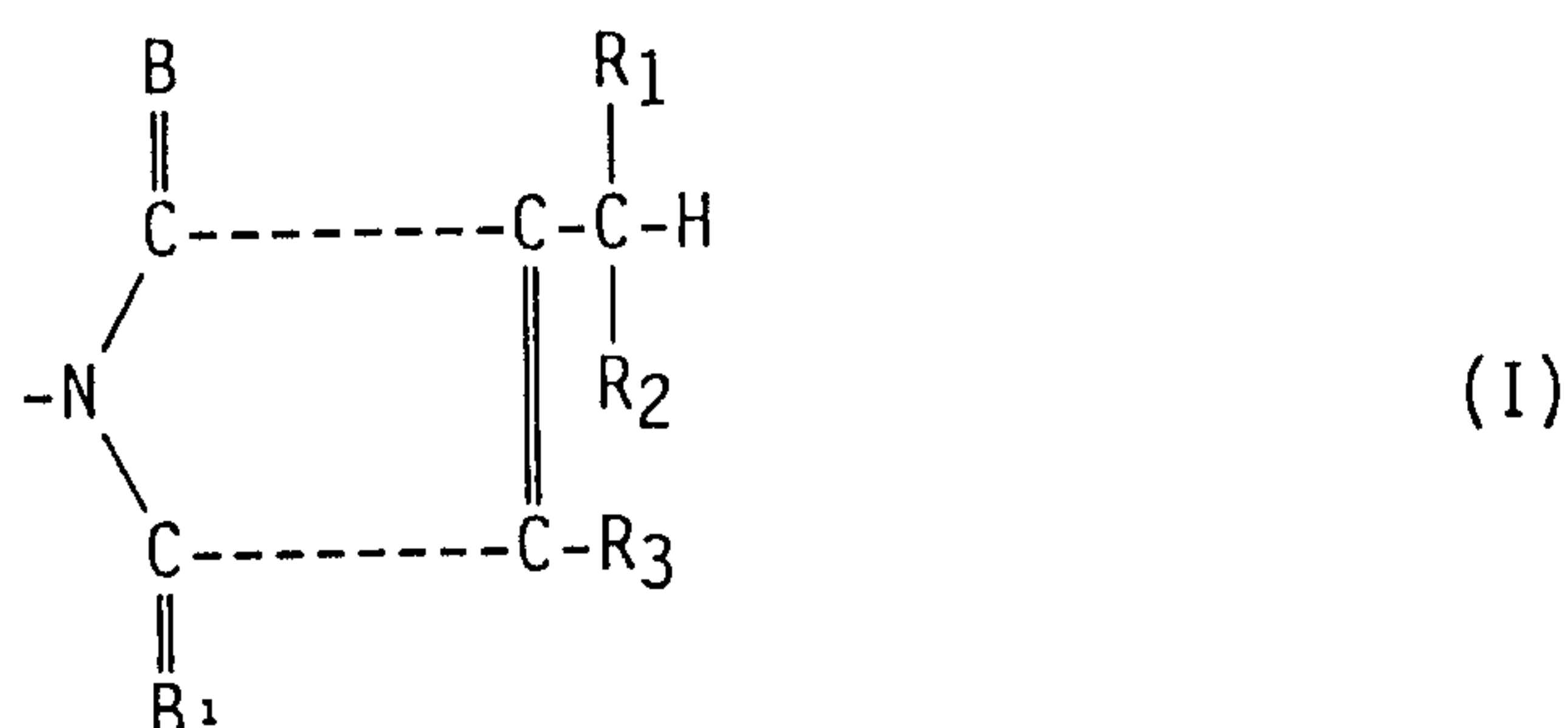
The rate of formation of carbon-carbon cross-links after optimum cure can vary within a particular range depending upon how much reversion or marching can be tolerated in the particular rubber composition. Marching is when the compensation of the coagent exceeds the reversion such that, after optimum cure, a further increase in the cross-link density occurs. It is preferred that the coagent exhibit a reactivity which compensates for at least 10% of the reversion in the rubber composition and not more than 200% of the reversion. More preferably, the coagent compensates for from 40-150% of the reversion and, most preferably for 70-120% of the reversion. Of course, the amount of anti-reversion compensation which is desired and/or acceptable depends to a great extent on the particular rubber composition, the application in which the rubber is used and the conditions to which the rubber will be exposed during its lifetime.

Anti-reversion coagents of the present invention include, but are not limited to compounds represented by the general formula A:

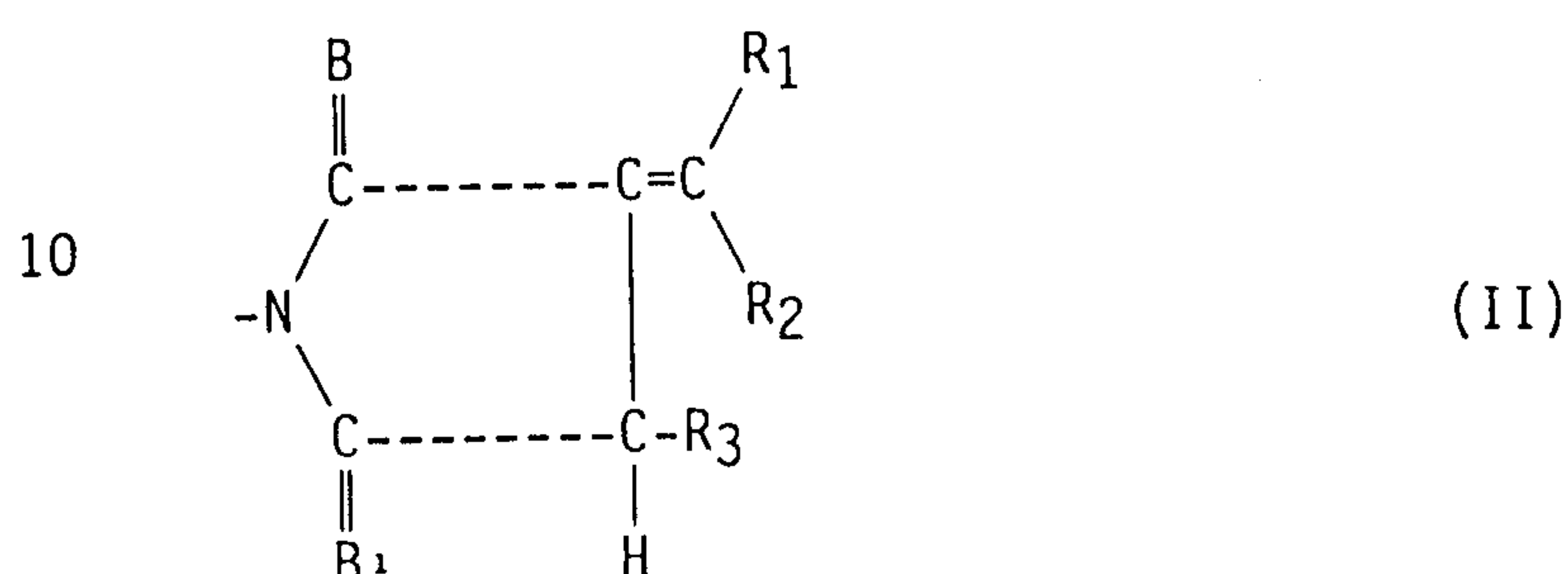


30

wherein D, optionally containing one or more heteroatoms or groups selected from nitrogen, oxygen, silicon, phosphorus, boron, sulphone and sulphony, is a monomeric or oligomeric divalent, trivalent or tetravalent group, n is an integer selected from 1, 2 or 3, Q₁ and Q₂ are independently selected from the formulas I and II:



and;



wherein R₁, R₂ and R₃ are independently selected from hydrogen, C₁-C₁₈ alkyl groups, C₃-C₁₈ cycloalkyl groups, C₆-C₁₈ aryl groups, C₇-C₃₀ aralkyl groups and C₇-C₃₀ alkaryl groups and R₂ and R₃ may combine to form a ring when R₁ is hydrogen; B and B₁ are independently selected from the following hetero atoms: oxygen and sulfur.

The imides of the present invention are, in general, known compounds and may be prepared by the methods disclosed in, "The synthesis of Biscitraconimides and Polybiscitraconimides," Galanti, A.V. and Scola, D.A., Journ. of Poly. Sci.: Polymer Chemistry Edition, Vol. 19, pp. 451-475, (1981); and "The Synthesis of Bisitaconamic Acids, Isomeric Bisimide Monomers," Galanti, A.V. et al., Journ. Poly. Sci.: Polymer Chemistry Edition, Vol. 20, pp. 233-239 (1982) and Hartford, S.L., Subramanian, S. and Parker, J.A., Journ. Poly. Sci.: Polymer Chemistry Edition, Vol. 16, p. 137, 1982.

The imide compounds useful in the present invention and represented by the formula A include, but are not limited to, the biscitraconimides wherein Q_1 and Q_2 are of the formula I, $R_1=R_2=R_3=H$, $n=1$ and $B=B_1=$ oxygen; the bis-itaconimides wherein Q_1 and Q_2 are of the formula

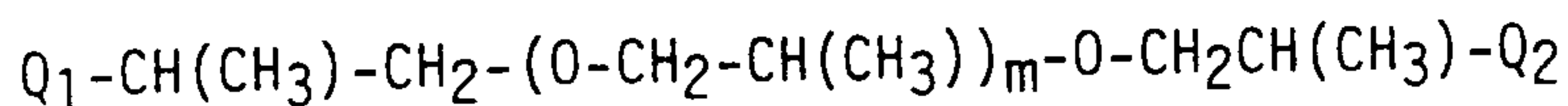
II, $R_1=R_2=R_3=H$, $n=1$ and $B=B_1=$ oxygen; the mixed citraconimide and itaconimide wherein Q_1 is of the formula I, Q_2 is of the formula II, $R_1=R_2=R_3=H$, $n=1$ and $B=B_1=$ oxygen; and mixtures of the above-mentioned compounds.

- 5 More specifically, the group D mentioned in the formula A can be a monomeric divalent, trivalent or tetravalent linear or branched radical chosen from a C_1 - C_{18} alkyl, C_2 - C_{18} alkenyl, C_2 - C_{18} alkynyl, C_3 - C_{18} cycloalkyl, C_3 - C_{18} polycycloalkyl, C_6 - C_{18} aryl, C_6 - C_{30} polyaryl, C_7 - C_{30} aralkyl, C_7 - C_{30} alkaryl, oligomers of one or more of
- 10 these radicals, and which radicals may optionally contain one or more of oxygen, nitrogen, silicon, phosphorus, sulphone, sulfoxy and boron, all of which radicals may also be optionally substituted at one or more of the atoms in the radical with a substituent selected from oxygen, nitrogen, silicon, SiO_2 , sulfoxy, boron, phosphorus, amido,
- 15 imino, azo, diazo, hydrazo, azoxy, alkoxy, hydroxy, iodine, fluorine, bromine, chlorine, carbonyl, carboxy, ester, carboxylate, SO_2 , SO_3 , sulphonamido, SiO_3 , nitro, imido, thiocarbonyl, cyano, and epoxy groups.
- 20 More specific examples of some of the imide compounds useful in the present invention include, but are not limited to, the following:
- N,N'-ethylene-bis-citraconic imide (BCI-C2);
- N,N'-hexamethylene-bis-citraconic imide (BCI-C6);
- N,N'-tetramethylene-bis-citraconic imide;
- 25 N,N'-2-methyl-pentamethylene-bis-citraconic imide;
- N,N'-(1,3-propylene)-bis-citraconic imide;
- N,N'-(3,3'-oxydipropylene)-bis-citraconic imide;
- N,N'-(aminodiethylene)-bis-citraconic imide;
- N,N'-(aminodipropylene)-bis-citraconic imide;
- 30 N,N'-(1,10-(4,7-dioxa)-decanediyl)-bis-citraconic imide;
- N,N'-(4,4'-(di-(2-methylcyclohexyl)methylene)-bis-citraconic imide;
- N,N'-(4,4'-dicyclohexyl-isopropylene)bis-citraconic imide;
- N,N'-(4,4'-dicyclohexyloxy)-bis-citraconic imide;
- N,N'-(4,4'-dicyclohexylene)-bis-citraconic imide;

- N,N'-o-phenylene-bis-citraconic imide; N,N'-m-phenylene-bis-citraconic imide(BCI-MP); N,N'-m-phenylene-bis-itaconic imide (BII-MP);
N,N'-p-phenylene-bis-citraconic imide;
N,N'-(5-chloro-1,3-phenylene)-bis-citraconic imide;
N,N'-(5-hydroxy-1,3-phenylene)-bis-citraconic imide;
5 N,N'-(5-methoxy-1,3-phenylene)-bis-citraconic imide;
N,N'-(α,α' -(1,3-dimethylphenylene))-bis-citraconic imide;
N,N'-(4,4'-(1,10-decanediol-dibenzoate))-bis-citraconic imide
(BCI-BAE10); N,N'-(4,4'-diphenyl-bisphenol-A-ether)-bis-citraconic
imide; N,N'-(4,4'-biphenylene)-bis-citraconic imide;
10 N,N'-(4,4'-diphenylmethylene)-bis-citraconic imide (BCI-DPM);
N,N'-(4,4'-diphenylmethylene)-bis-itaconic imide (BII-DPM);
N,N'-m-xylylene-bis-citraconic imide (BCI-MX);
N,N'-(4,4'-diphenylisopropylene)-bis-citraconic imide;
N,N'-(3,3'-dimethyl-4,4'-biphenylene)-bis-citraconic imide:
15 N,N'-(3,3'-dichloro-4,4'-biphenylene)-bis-citraconic imide;
N,N'-(3,3'-difluoro-4,4'-biphenylene)-bis-citraconic imide;
N,N'-(4,4'-oxydiphenylene)-bis-citraconic imide;
N,N'-(4,4'-diphenylsulfone)-bis-citraconic imide;
N,N'-(4,4'-diphenylcarboxy)-bis-citraconic imide;
20 N,N'-(4,4'-(1,1-diphenylpropylene))-bis-citraconic imide;
N,N'-3,5-(1,2,4-triazole)-bis-citraconic imide;
N,N'-dodecamethylene-bis-citraconic imide;
N,N'-(2,2,4-trimethylhexamethylene)-bis-citraconic imide;
N,N'-(1,11-(4,8-dioxa-undecanediyl))-bis-citraconic imide;
25 N,N'-(4,4'-benzophenonediy1)-bis-citraconic imide;
N,N'-(1,4-anthraquinonediy1)-bis-citraconic imide;
N,N'-(1,3-naphthalenediy1)-bis-citraconic imide;
N,N'-(1,4-naphthalenediy1)-bis-citraconic imide;
N,N'-(1,5-naphthalenediy1)-bis-citraconic imide;
30 N,N'-(1,3-cyclohexylene)-bis-citraconic imide;
N,N'-(1,4-cyclohexylene)-bis-citraconic imide;
N,N'-(5-methyl-1,3-phenylene)-bis-citraconic imide;
N,N'-(α,α' -(1,3-dimethylcyclohexylene))-bis-citraconic imide
(BCI-BAC);

- N,N'-(α ,3-(1,1,5,5-tetramethyl-cyclohexylene))-bis-citraconic imide;
 N,N'-(isophoronyl)-bis-citraconic imide;
 N,N'-(dimethyltricyclododecylene)-bis-citraconic imide;
 N,N'-octamethylene-bis-citraconic imide;
 N,N'-(1,2-propylene)-bis-citraconic imide;
 5 N,N'-decamethylene-bis-citraconic imide;
 N,N'-heptamethylene-bis-citraconic imide;
 N,N'-(5-bromo-1,3-phenylene)-bis-citraconic imide;
 N,N'-(1,13-(7-aza-tridecanediyl))-bis-citraconic imide;
 N,N'-(1,7-(4-aza-heptanediyl))-bis-citraconic imide;
 10 N,N'-(1,11-(3,6,9-triaza-undecanediyl))-bis-citraconic imide;
 N,N'-(1,8-(3,6-diaza-octanediyl))-bis-citraconic imide;
 N,N'-(N,N'-di-2-ethylpiperaziny)-bis-citraconic imide;
 N,N'-(2-hydroxy-1,3-propylene)-bis-citraconic imide;
 N,N',N''-(2,4,6-trihexamethylene-isocyanuratetriyl)-tris-citraconic
 15 imide (TCI-AA33); N,N'-(3,5-benzoic aciddiyl)-bis-citraconic imide;
 N,N'-pentamethylene-bis-citraconic imide;
 N,N'-undecamethylene-bis-citraconic imide;
 N,N'-(4-(N-methylene-citraconic imide)-octamethylene-bis-citraconic
 imide (TCI-C9v); N,N'-nonamethylene-bis-citraconic imide;
 20 N,N'-(2-butyl-2-ethylpentamethylene)-bis-citraconic imide;
 N,N'-polytetrahydrofuryl-bis-citraconic imide; N,N'-(Jeffamine
 D230®)-bis-citraconic imide; N,N'-(Jeffamine D2000®)-bis-citraconic
 imide; and N,N'-(Jeffamine ED600®)-bis-citraconic imide.

- 25 Jeffamine D230®, Jeffamine D2000® and Jeffamine ED600® are
 registered tradenames of the Texaco company. The biscitraconic imides
 based on these amines have the following general structure:



30

Q_1 and Q_2 are as defined above. m represents from 1 up to 1000.

In addition, the bis-, tris- and tetra-itaconimides of the present
 invention may be the same as mentioned above, except that all

citraconimide groups are exchanged for itaconimide groups. The same materials as mentioned above may be mixed imides if some of the citraconimide groups are exchanged for itaconimide groups.

5 The amount of sulfur to be compounded with the rubber is, based on 100 parts of rubber, usually 0.1 to 25 parts by weight, and more preferably 0.2 to 8 parts by weight. The amount of sulfur donor to be compounded with the rubber is an amount sufficient to provide an equivalent amount of sulfur which is the same as if sulfur itself were used.

10 The amount of anti-reversion coagent to be compounded with the rubber is, based on 100 parts of rubber, 0.1 to 5 parts by weight, and more preferably 0.2 to 3.0 parts by weight. These ingredients may be employed as a pre-mix, or added simultaneously or separately, and they
15 may be added together with other rubber compounding ingredients as well.

In most circumstances it is also desirable to have a vulcanization accelerator in the rubber compound. Conventional, known vulcanization
20 accelerators may be employed. The preferred vulcanization accelerators include mercaptobenzothiazole, 2,2'-mercaptobenzothiazole disulfide, sulfenamide accelerators including N-cyclohexyl-2-benzothiazole sulfenamide, N-tertiary-butyl-2-benzothiazole sulfenamide,
25 N,N'-dicyclohexyl-2-benzothiazole sulfenamide, and 2-(morpholiniothio)benzothiazole; thiophosphoric acid derivative accelerators, thiurams, dithiocarbamates, diphenyl guanidine, diortho-tolyl guanidine, dithiocarbamylsulfenamides, xanthates, triazine accelerators and mixtures thereof.

30 When the vulcanization accelerator is employed, quantities of from 0.1 to 8 parts by weight, based on 100 parts by weight of rubber composition, are used. More preferably, the vulcanization accelerator comprises 0.3 to 4.0 parts by weight, based on 100 parts by weight of rubber.

Other conventional rubber additives may also be employed in their usual amounts. For example, reinforcing agents such as carbon black, silica, clay, whiting and other mineral fillers, as well as mixtures of fillers, may be included in the rubber composition. Other additives such as process oils, tackifiers, waxes, antioxidants, antiozonants, pigments, resins, plasticizers, process aids, factice, compounding agents and activators such as stearic acid and zinc oxide may be included in conventional, known amounts. For a more complete listing of rubber additives which may be used in combination with the present invention see, W. Hofmann, "Rubber Technology Handbook, Chapter 4, Rubber Chemicals and Additives, pp. 217-353, Hanser Publishers, Munich 1989.

Further, scorch retarders such as phthalic anhydride, pyromellitic anhydride, benzene hexacarboxylic trianhydride, 4-methylphthalic anhydride, trimellitic anhydride, 4-chlorophthalic anhydride, N-cyclohexyl-thiophthalimide, salicylic acid, benzoic acid, maleic anhydride and N-nitrosodiphenylamine may also be included in the rubber composition in conventional, known amounts. Finally, in specific applications it may also be desirable to include steel-cord adhesion promoters such as cobalt salts and dithiosulfates in conventional, known quantities.

The present invention also relates to a vulcanization process which comprises the step of vulcanizing at least one natural or synthetic rubber in the presence of 0.1 to 25 parts by weight of sulfur or a sulfur donor per 100 parts by weight of rubber, characterized in that said process is carried out in the presence of an effective amount of a coagent which only partially reacts under sulfur-vulcanization reaction conditions up to optimum cure, and which, after optimum cure, forms cross-links bonded to the sulfur cross-linked rubber by a carbon-carbon linkage at a rate sufficient to compensate for from 10 to 200 percent of the reversion in said rubber composition.

2095136

15

5 The process is carried out at a temperature of 110-220°C over a period of up to 24 hours. More preferably, the process is carried out at a temperature of 120-190°C over a period of up to 8 hours in the presence of 0.1 to 5.0 parts by weight of anti-reversion coagent. Even more preferable is the use of 0.2-3.0 parts by weight of anti-reversion coagent. All of the additives mentioned above with respect to the rubber composition may also be present during the vulcanization process of the invention.

10 In a more preferred embodiment of the vulcanization process, the vulcanization is carried out at a temperature of 120-190°C over a period of up to 8 hours and in the presence of 0.1 to 8.0 parts by weight, based on 100 parts by weight of rubber, of at least one vulcanization accelerator.

15 In another preferred embodiment of the vulcanization process, the anti-reversion coagent is selected from a compound of the formula A.

20 The present invention also comprises the use of an anti-reversion coagent which only partially reacts under sulfur-vulcanization reaction conditions up to optimum cure, and which, after optimum cure, forms cross-links bonded to the sulfur cross-linked rubber by a carbon-carbon linkage at a rate sufficient to compensate for from 10 to 200 percent of the reversion in said rubber composition, in a process for the sulfur-vulcanization of rubber.

25 Finally, the present invention also includes articles of manufacture, such as tires, which comprise sulfur-vulcanized rubber which is vulcanized in the presence of the anti-reversion coagents of the present invention.

30 The invention is further illustrated by the following examples which are not to be construed as limiting the invention in any way. The scope of the invention is to be determined from the claims appended hereto.

EXPERIMENTAL METHODS USED IN THE EXAMPLES

Structural characterization of the rubber network

5 The crosslink density and the distribution of poly-, di- and mono-sulfidic and non-sulfidic crosslinks has been determined in a rubber compound based on a natural rubber (NR) gum recipe (NR SMR CV5 100 parts, stearic acid 2 phr, ZnO RS 5 phr, Perkacit® CBS 0.6 phr, sulfur 2.3 phr), all amounts being related to the amount of rubber, which recipe was mixed on a two-roll mill and vulcanized as described
10 below.

The density of crosslinks was determined from the elastic constant (J. Mullins, J. Appl. Polym. Sci. 2, 1, 1959; J. Mooney et al., J. Appl. Physics, 11, 100, 1940) following the procedure given by Saville and
15 Watson (Rubber Chem. Technol. 40, 100, 1967). The proportions of the sulfidic crosslinks were determined by thiol-amine chemical probes (D.S. Campbell et al., J. Appl. Polym. Sci. 13, 1201, 1969 and Proc. Int. Conf. 5th, 1, 1967, 1968), and the proportions of non-sulfidic, carbon-carbon, crosslinks by methyl iodide treatment (C.G. Moore et
20 al., J. Polym. Sci. 19, 237, 1956 and 32, 503, 1958; M.L. Selker et al., Ind. Eng. Chem. 36, 20, 1944).

Compounding, Vulcanization and Characterization of Compounds

25

In the following examples, rubber compounding, vulcanization and testing was carried out according to standard methods except as otherwise stated:

30 Base compounds were mixed in a Farrel Bridge BR 1.6 liter Banbury* type internal mixer (preheating at 50°C, rotor speed 77 rpm, mixing time 6 min with full cooling).

* Trade-mark



2095136

17

Vulcanization ingredients and coagents were added to the compounds on a Schwabenthan Polymix 150L two-roll mill (friction 1:1.22, temperature 70°C, 3 min).

5 Mooney viscosity was determined using a Mooney viscosimeter MV 2000E at 100°C according to ASTM D1646-89.

10 Scorch times were determined using a Mooney viscosimeter MV 2000E at 121°C as time to until an increase of 5 Mooney units was observed (t+5; ASTM D1646-89).

15 Cure characteristics were determined using a Goettfert elastograph or Monsanto rheometer ODR (arc 1°) or MDR 2000E (arc 0.5°): delta torque or extent of crosslinking (R_{∞}) is the maximum torque (MH, also denoted as initial torque maximum, T_i) minus the minimum torque (ML). Scorch safety (t_{s2}) is the time to 2% of delta torque above minimum torque (ML), optimum cure time (t_{90}) is the time to 90% of delta torque above minimum, reversion time (t_{r2}) is the time to 2% of delta torque below maximum torque. Final torque (T_f) is the torque measured after the overcure time.

20 Sheets and test specimens were vulcanized by compression molding in a Fontyne TP-400 press.

25 Tensile measurements were carried out using a Zwick 1445 tensile tester (ISO-2 dumbbells, tensile properties according to ASTM D 412-87, tear strength according to ASTM D 624-86).

Hardness was determined according to DIN 53505, and ISO 48 (IRHD).

30 Rebound resilience was measured at room temperature (RT) or at 100°C according to ASTM D 1054-87.

Compression set was determined after 24 h at 70°C or 72 h at 23°C according to ASTM D 395-89.

SUBSTITUTE SHEET

2095136

Heat build-up and compression set after dynamic loading were determined using a Goodrich Flexometer (load 1 MPa, stroke 0.445 cm, frequency 30 Hz, start temperature 100°C, running time 30 min or till blow out; ASTM D 623-78).

- 5 Fatigue to failure was determined using a Monsanto FTFT tester (cam 24; ASTM D 4482).

Abrasion was determined using a Zwick abrasion tester as volume loss per 40 m path travelled (DIN 53516).

10

Dynamic mechanical analysis was carried out using an Eplexor Dynamic Mechanical Analyzer (prestrain 10%, frequency 15 Hz, ASTM D 2231)

15 Examples 1-5 and Comparative Examples A and B

Five different imide anti-reversion agents in accordance with the present invention were prepared and tested in the sulfur vulcanization process according to the present invention. The imides employed were the following:

20

1. N,N'-m-phenylene-bis-citraconic imide (BCI-MP);
2. N,N'-ethylene-bis-citraconic imide (BCI-C2);
3. N,N'-hexamethylene-bis-citraconic imide (BCI-C6);
4. N,N'-1,3-dimethyl-cyclohexyl-bis-citraconic imide (BCI-BAC);
- 25 5. N,N'-m-xylylene-bis-citraconic imide (BCI-MX);and
- A. N,N'-m-phenylene-bis-maleimide (HVA-2®) (ex. Du Pont);

30

The accelerator employed was n-cyclohexyl-2-benzothiazole sulfenamide (CBS). Comparative example B was a control example with no anti-reversion additive. Natural rubber was vulcanized in the presence of the foregoing compounds using the formulations listed in Table 1.

TABLE 1

Example No.	1	2	3	4	5	A	B
Compound							
Natural Rubber	100	100	100	100	100	100	100
Carbon Black	50	50	50	50	50	50	50
Zinc Oxide	5	5	5	5	5	5	5
Stearic Acid	2	2	2	2	2	2	2
CBS	1	1	1	1	1	1	1
Sulfur	2.3	2.3	2.3	2.3	2.3	2.3	2.3
BCI-MP	1.5	---	---	---	---	---	---
BCI-C2	---	1.2	---	---	---	---	---
BCI-C6	---	---	1.5	---	---	---	---
BCI-BAC	---	---	---	1.6	---	---	---
BCI-MX	---	---	---	---	1.6	--	---
HVA-2®	---	---	---	---	---	1.3	---

The vulcanized rubbers listed in Table 1 were then tested for anti-reversion and other physical properties upon overcure. The results are given in Table 2.

TABLE 2

Evaluation of bis-citraconimides for improvement of mechanical properties relative to bis-maleimide upon (over)cure at 180°C for 60 minutes.

5

10

Example No.	1	2	3	4	5	A	B
Mechanical property							
Hardness (Sh A)	70	68	69	68	69	67	62
Modulus 300%(MPa)	13.3	13.2	13.8	18.4	19.4	10.5	9.0
Tensile strength (MPa)	17.4	19.8	23.0	21.4	21.4	18.3	17.4
Compression set	9.8	8.0	8.9	-	-	12.1	11.0
Reversion (%)*	-3	-2	-13	-4	-6	22	30

15

* Reversion=
[Mod.300%, at 180°C, t₉₀]-[Mod.300%, at 180°C 60 min.]
----- (x100)
[Mod.300%, at 150°C, t₉₀]

- = not tested

20

25

These results show that with the known bis-maleimide anti-reversion agent a reduced reversion was observed (22%). No reversion is represented by 0%. All of the anti-reversion agents of the present invention were significantly superior to the bis-maleimide, as can be seen from the observed physical properties wherein the bis-citraconimides gave higher 300% modulus values than the bis-maleimide. The agents of the present invention gave satisfactory properties due to their anti-reversion effect.

Example 6 and Comparative Examples C-F

30

The effects of several materials on the vulcanization curve of natural rubber vulcanized at 180°C were determined. In addition to HVA-2® and BCI-MP, the following materials were employed:
D. Phenyl-maleimide (PMI) (ex. Janssen Chimica);and
E. Phenyl-citraconimide (PCI).

The accelerators employed were 2,2'-mercaptobenzothiazole disulfide (MBTS). Comparative example F was a control example with no anti-reversion additive. The rubber formulations which were employed are given in Table 3.

TABLE 3

Example	6	C	D	E	F
Compound					
Natural Rubber	100	100	100	100	100
Carbon Black	50	50	50	50	50
Zinc Oxide	5	5	5	5	5
Stearic Acid	2	2	2	2	2
MBTS	1	1	1	1	1
Sulfur	2.25	2.25	2.25	2.25	2.25
HVA-2	---	2.0	---	---	---
PMI	---	---	2.6	---	---
PCI	---	---	---	2.8	---

Vulcanization curves were measured with a Göttfert Elastograph at 180°C for a period up to 60 minutes. The anti-reversion effect can be seen by comparing the final torque (T_f) with the initial torque maximum (T_i).

TABLE 4

Torque (Nm)	T_i	T_f
Example		
6	0.96	1.13
C	1.14	0.89
D	0.90	0.72
E	0.82	0.38
F	0.88	0.55

As in the previous examples, the BCI-MP anti-reversion agent slightly over-compensated for the reversion thereby providing a rubber with satisfactory physical properties. The PCI enhanced the reversion effect on the control example. The HVA-2[®] increased the viscosity during the vulcanization more than the PMI did but neither of these agents compensated as much for the reversion effect as did the BCI-MP.

Examples 7-14 and Comparative Example G

In these examples four different accelerators were used in combination with the anti-reversion agents of the present invention in order to demonstrate that the anti-reversion effect is independent of the accelerator employed. The rubber formulations shown in table 4 were vulcanized in accordance with the present invention.

The accelerators employed for these tests included MBTS, CBS, N,N'-dicyclohexyl-2-benzothiazole sulfenamide (DCBS) and MBS.

TABLE 5

Example	7	8	9	10	11	12	13	14
Compound								
Natural Rubber	100	100	100	100	100	100	100	100
Carbon Black	50	50	50	50	50	50	50	50
Zinc Oxide	5	5	5	5	5	5	5	5
Stearic Acid	2	2	2	2	2	2	2	2
MBTS	1	---	---	---	1	---	---	---
CBS	---	1	---	---	---	1	---	---
MBS	---	---	1	---	---	---	1	---
DCBS	---	---	---	1	---	---	---	1
Sulfur	2.3	2.3	2.3	2.3	2.3	2.3	2.3	2.3
BCI-MP	1.5	1.5	1.5	1.5	---	---	---	---
BCI-C6	---	---	---	---	1.5	1.5	1.5	1.5

All of the formulations gave similar vulcanization curves with superior torque retention upon overcure as compared with the controls without BCI. Mathematical analysis of the vulcanization curves showed that the anti-reversion effect was not influenced by the type of vulcanization accelerator used.

Examples 15-17

These examples compare the effects of different concentrations of N,N'-hexamethylene-bis-citraconimide. The results of vulcanization with three different concentrations of anti-reversion agents are given in Table 6.

2095136

To obtain the results given in Table 6, vulcanization was carried out at 180°C over a period of 60 minutes.

TABLE 6

5	Example	15	16	17	G
	Compound				
	Natural Rubber	100	100	100	100
	Carbon Black	50	50	50	50
	Zinc Oxide	5	5	5	5
	Stearic Acid	2	2	2	2
	CBS	1	1	1	1
10	Sulfur	2.3	2.3	2.3	2.3
	BCI-C6	0.75	1.5	2.25	---
	Hardness (Shore A)	63	65	67	58
	Modulus (MPa)				
	100%	3.3	3.8	4.5	2.1
	300%	15.9	18.6	20.5	10.7

15 These results demonstrate that at varying concentrations the composition of the present invention gave generally superior hardness and modulus at all concentrations.

20 Examples 18-20 and Comparative Examples H and I

These examples demonstrate that the rubbers in accordance with the present invention exhibit significantly better properties after ageing than prior art rubbers do. More particularly, the compositions shown in Table 7 were vulcanized under three different sets of vulcanization conditions, and then subjected to ageing for 48 hours at 100°C.

25 The results given in Table 7 were obtained from vulcanization at 150°C for a period of 7-11 minutes. The results given in Table 8, in which similarly numbered and lettered examples employed the same quantities of all ingredients, were obtained from vulcanization at 180°C for a period of 2 minutes, and the results given in Table 9 were obtained from vulcanization at 180°C for a period of 60 minutes.

2095136

TABLE 7

Example	H1	I1	18a	19a	20a
Natural Rubber	100	100	100	100	100
Carbon Black	50	50	50	50	50
Zinc Oxide	5	5	5	5	5
Stearic Acid	2	2	2	2	2
CBS	1	1	1	1	1
Sulfur	2.3	2.3	2.3	2.3	2.3
HVA-2®	---	1.3	---	---	---
BCI-MP	---	---	1.5	---	---
BCI-C2	---	---	---	1.2	---
BCI-C6	---	---	---	---	1.5

Ageing Properties					
Hardness (Shore A)	61	60	69	66	64
Modulus (MPa)100%	3.5	3.2	4.2	3.7	3.7
Tensile Strength (MPa)	7.2	5.9	7.9	8.4	8.7

TABLE 8

Example	H2	I2	18b	19b	20b
Ageing Properties					
Hardness (Shore A)	62	62	66	65	64
Modulus (MPa)100%	3.4	3.4	4.3	3.9	3.8
Tensile Strength (MPa)	6.6	6.4	7.7	8.3	7.0

TABLE 9

Example	H3	I3	18c	19c	20c
Ageing Properties					
Hardness (Shore A)	52	60	63	59	63
Modulus (MPa)100%	2.3	2.4	3.0	3.1	3.0
Tensile Strength (MPa)	6.4	6.7	8.1	9.3	8.7

These results show that, in general, the rubbers of the present invention exhibit superior properties after ageing as compared with comparable prior art rubber compositions.

Examples 21-22 and Comparative Example J

The effect of two anti-reversion agents of the present invention was tested in three different CBS/sulfur vulcanization systems: conventional (C.V), semi-efficient (semi-E.V.) and efficient (E.V.). In addition to BCI-MP and BCI-C6 a comparative HVA-2[®]-containing example was employed.

The rubber formulations which were employed with C.V. are given in Table 10. Similarly lettered examples employed the same quantities of all the ingredients except for the vulcanization accelerator and sulfur contents. The amounts of vulcanization accelerator and sulfur in the rubber formulations considered to be semi-E.V. are given in Table 11. The amounts of vulcanization accelerator and sulfur in the rubber formulations considered to be E.V. are given in Table 12.

TABLE 10

Example	21a	22a	Ja
Compound			
Natural Rubber	100	100	100
Carbon Black	50	50	50
Zinc Oxide	5	5	5
Resin Pine Tar	2	2	2
BCI-MP	1.5	---	---
BCI-C6	---	1.5	---
HVA-2 [®]	---	---	1.3
CBS	0.6	0.6	0.6
Sulfur	2.3	2.3	2.3

TABLE 11

Example	21b	22b	Jb
Compound			
CBS	1.5	1.5	1.5
Sulfur	1.5	1.5	1.5

2095136

TABLE 12

Example	21c	22c	Jc
Compound			
CBS	4.0	4.0	4.0
Sulfur	0.5	0.5	0.5

To obtain the results given in Table 13, vulcanization was carried out at 180°C over a period of 60 minutes. The anti-reversion effect can be seen by comparing the final torque (T_f) with the initial torque maximum (T_i).

TABLE 13

torque (dNm)	T_i	T_f
Example		
21a	16.25	19
22a	16.25	18.8
Ja	19.5	15.0
21b	17.8	18.8
22b	17.5	18.0
Jb	21.6	16.0
21c	13.7	17.5
22c	13.0	13.5
Jc	16	13.5

The compensation effects of the anti-reversion agents according to the present invention were quite similar in C.V. and semi-E.V., but decreased for the efficient cure system. HVA-2® showed vulcanization curves initially reflecting high reactivity, but due to reversion a low final torque resulted. Compared with the anti-reversion agents of the present invention the contribution of HVA-2® to the cure curves was relatively less dependent on the efficiency of the cure system.

BCI-MP and BCI-C6 have a significant anti-reversion effect in C.V. and semi-E.V. NR-based formulations. The effect on E.V compounds is smaller, but also less relevant in E.V compounds. The anti-reversion

effect of BCI's is probably a synergistic effect with sulfur. HVA-2[®] shows inferior anti-reversion effects in the cure curves as compared with the anti-reversion agents of the present invention.

5 Examples 23-27

10 The effect of mixed itaconimide and citraconimide groups was tested for hexamethylene bisimide derivatives (BI-C6). Also the bis-itaconimide of diphenylmethane (BII-DPM) was compared with the bis-citraconimide thereof (BCI-DPM). The rubber formulations which were employed are given in Table 14.

TABLE 14

15	Example No.	23	24	25	26	27
	Compound					
	Natural Rubber	100	100	100	100	100
	Carbon Black	50	50	50	50	50
	Stearic Acid	2	2	2	2	2
	Zinc Oxide	5	5	5	5	5
	Resin Pine Tar	3	3	3	3	3
20	CBS	0.6	0.6	0.6	0.6	0.6
	Sulphur	2.3	2.3	2.3	2.3	2.3
	BI(97,5/2.5) ₁ -C6	1.5	--	--	--	--
	BI(70/30) ₁ -C6	--	1.5	--	--	--
	BI(37/63) ₁ -C6	--	--	1.5	--	--
	BCI-DPM	--	--	--	1.9	--
	BII-DPM	--	--	--	--	1.9

25 ₁ The relative citraconimide/itaconimide content (mole%/mole%) is given in parentheses.

To obtain the results given in Table 15, vulcanization was carried out at 180°C over a period of 60 minutes. The anti-reversion effect can be seen by comparing T_f with T_i.

30

TABLE 15

torque (dNm)	T _i	T _f
Example		
23	16	17.6
24	16	17.6
25	16	17.6
26	16.3	20.5
27	17.4	18.5

5

10

The different hexamethylene citraconimide derivatives with itaconimide contents of 2.5% (BCI-C6), 30% and 63%, respectively, gave similar vulcanization curves. The diphenylmethane derivatives of BCI and BII showed anti-reversion effects close to those of BCI-MP. The BII-DMP showed an improved modulus after vulcanization at 180°C.

15

Examples 28-35

20

The effects of BCI-MP on the physical properties of natural rubber, styrene-butadiene rubber (SBR) and different rubber blends (e.g NR-BR and SBR-BR, NR being natural rubber and BR being butadiene rubber) were investigated.

25

The formulations of the NR and SBR compounds are listed in Table 16.

30

2095136

29

TABLE 16

	Example No.	28	29	30	31
	Compounds				
	NR	100	100	--	--
5	SBR	--	--	100	100
	Carbon Black	50	50	50	50
	Stearic acid	2	2	2	2
	Zinc Oxide	5	5	5	5
	Aromatic oil A ¹	--	--	3	3
	Aromatic oil B ²	3	3	--	--
	BCI-MP	--	1.5	--	1.5
10	CBS	0.6	0.6	0.6	0.6
	Sulfur	2.3	2.3	2.3	2.3

¹=aromatic oil Dutrex 729 HP®
²=aromatic oil Enerflex 72®

The formulations of the NR-BR and SBR-BR blends are listed in Table 17.

TABLE 17

	Example No.	32	33	34	35
	Compounds				
	NR	80	80	--	--
20	SBR	--	--	55	55
	BR	20	20	45	45
	Carbon Black	50	50	50	50
	Stearic Acid	2	2	2	2
	Zinc Oxide	5	5	5	5
	Aromatic oil A	3	3	3	3
	BCI-MP	--	1.5	--	1.5
25	CBS	0.6	0.6	0.6	0.6
	Sulfur	2.3	2.3	2.3	2.3

Mixing procedure for the blend

30 In a banbury mixer separate rubber masterbatches were mixed to ensure homogeneous carbon dispersion.

The additional ingredients, including BCI-MP, were added to the masterbatch according to the formulations of Table 17 and mixed. After

2095136

24 hours the masterbatches were cross-blended in the banbury mixer for 3 minutes. After an additional 24 hours, the batches were finalized on a mill on addition of sulfur and accelerators.

The cure characteristics of the examples obtained at 150°C are listed in Table 18 and the values obtained at 180°C are presented in Table 19. At the optimum cure time (opt. cure time (t_{90})) the torque was at its maximum. At the reversion time the torque started to decrease.

TABLE 18

Characteristics	Cross-linking R_{∞} , dNm	Scorch safety t_{s2} , min	Opt.cure time, min	Reversion time, min
<u>Example</u>				
28a	18.5	4.1	11.0	24.3
29a	18.7	4.2	12.4	-
30a	20.7	10.1	24.1	-
31a	22.6	10.4	24.3	-
32a	20.4	4.9	12.8	28.8
33a	20.1	4.8	13.0	-
34a	23.6	9.4	26.2	-
35a	23.7	9.7	26.0	-

TABLE 19

28b	15.3	0.6	1.6	2.3
29b	15.2	0.6	1.7	-
30b	20.5	1.2	4.3	12.5
31b	22.8	1.2	27	-
32b	17.1	0.6	1.9	3.1
33b	16.4	0.6	7.9	-
34b	27.1	1.0	4.0	20.2
35b	22.5	1.1	5.5	-

- indicates no reversion

Tables 20 and 21 give the resulting properties of the cured products obtained, a-indices referring to curing at 150°C up to optimal cure, t_{90} and b-indices referring to curing at 180°C over a period of 60 minutes.

2095136

TABLE 20

	Example No.	28a	28b	29a	29b	30a	30b	31a	31b
5	Properties								
	Hardness,								
	Shore A,MPa	61	42	53	51	67	66	69	69
	Modulus, MPa								
	50%	0.95	0.64	0.97	0.96	1.86	1.65	1.89	1.96
	100%	1.63	0.96	1.66	1.68	3.66	2.92	3.53	4.01
	300%	8.33	4.59	8.45	8.76	20.1	16.1	18.9	21.5
	Tensile								
	Strength,MPa	25.6	13.5	24.8	15.8	29.5	21.4	26.6	22.9
10	Elongation								
	at break, %	590	545	595	429	423	387	379	294

TABLE 21

	Example No	32a	32b	33a	33b	34a	34b	35a	35b
15	Properties								
	Hardness,								
	Shore A, MPa	67	61	67	69	67	64	67	69
	Modulus, MPa								
	50%	1.61	1.29	1.49	1.75	1.53	1.47	1.56	1.75
	100%	3.09	2.22	2.67	3.29	2.49	2.40	2.51	3.06
	300%	15.4	11.1	13.5	15.9	12.9	12.5	12.4	16.2
20	Tensile								
	Strength,MPa	27.2	17.4	29.7	20.5	22.0	20.9	20.9	19.0
	Elongation								
	at break,%	503	417	513	389	454	458	442	313

As already shown in previous examples, BCI-MP has a remarkable effect by counteracting the reversion phenomenon in NR formulations. This is also true for SBR, NR-BR and SBR-BR formulations. The mechanical properties of the SBR, NR-BR and SBR-BR vulcanizates with BCI-MP are well retained, especially on over-cure.

2095136

Examples 36-41

Tire formulations with common ingredients were prepared employing various BCI-MP contents. A truck tire tread compound recipe according to "C.S.L. Baker c.s., Elastomerics, July 1989, pp 20-25" is listed in Table 22, example 36. Various BCI-contents were added to this composition (examples 37-41). The resulting mechanical properties obtained by vulcanization at 150°C up to optimum cure, are given in Table 23, the ones obtained by vulcanization at 180°C overcured for 60 minutes, in Table 24.

TABLE 22

Example No.	36	37	38	39	40	41
Compound						
NR	80	80	80	80	80	80
BR	20	20	20	20	20	20
Carbon Black	55	55	55	55	55	55
Stearic Acid	2	2	2	2	2	2
Zinc Oxide	4	4	4	4	4	4
Aromatic oil A	8	8	8	8	8	8
Permanax 6PPD®	2	2	2	2	2	2
BCI-MP	--	0.5	0.75	1.00	1.25	1.50
CBS	1.2	1.2	1.2	1.2	1.2	1.2
Sulfur	1.2	1.2	1.2	1.2	1.2	1.2

TABLE 23

Example No	36a	37a	38a	39a	40a	41a
Properties						
Hardness,Sh A	60	62	62	63	63	64
Modulus 50%	1.17	1.14	1.15	1.14	1.20	1.14
100%	2.05	1.92	1.91	1.88	2.04	1.95
300%	10.8	10.3	10.6	10.4	10.8	10.8
Tensile Strength,MPa	24.0	25.1	24.7	24.2	24.0	23.2
Elongation at break,%	556	600	571	574	568	535
Tear strength, N/mm	119	107	114	110	110	111

2095136

TABLE 24

	Example No	36b	37b	38b	39b	40b	41b
	Properties						
	Hardness,Sh A	55	60	62	64	63	66
5	Modulus 50%	1.02	1.07	1.19	1.33	1.35	1.32
	100%	1.65	1.71	1.82	2.37	2.37	2.30
	300%	8.5	8.8	10.0	11.9	12.0	11.5
	Tensile						
	Strength,MPa	16.5	18.3	20.4	20.7	20.6	20.4
	Elongation at						
	break, %	482	502	501	489	461	460
10	Tear strength,						
	N/mm	41	60	64	66	66	68

These experiments show that BCI-MP can be used in various quantities to improve the reversion resistance of tire compounds.

15 Example 42

Structural characterization of rubber networks

20 NR gum stocks (NR 100 parts, zinc oxide 5 phr, stearic acid 2 phr, CBS 0.6 phr and sulfur 2.3 phr) were compounded with various coagents: phenylmaleimide (PMI), HVA-2[®], phenylcitraconimide (PCI) and BCI-MX (all 1.5 phr). The compounds were vulcanized at 150°C until optimum cure (t₉₀) and at 170°C for 30 min. The number and distribution of types of crosslinks were determined as described above and presented

25 in TABLES 25 and 26.

TABLE 25

Distribution of crosslinks in vulcanizates obtained at 150°C cured up to t_{90} .

Compound	Total crosslinks* X 10*5	Poly Sulfidic X 10*5	Di-sulfidic X 10*5	Mono-sulfidic X 10*5	C-C Crosslinks X 10*5
Control	5.05	3.18 (63%)	1.87 (37%)	-	-
HVA-2 [®]	6.30	2.91 (46%)	1.64 (26%)	0.17 (3%)	1.57 (25%)
PMI	5.42	3.20 (59%)	1.96 (36%)	-	0.26 (5%)
PCI	4.92	3.18 (65%)	1.75 (35%)	-	-
BCI-MX	5.04	2.94 (58%)	2.10 (42%)	-	-

* Concentration of crosslinks are expressed in terms of Gram mole per gram of RH.

2095136

TABLE 26

Distribution of crosslinks of vulcanizates obtained at 170°C and overcured for 30 minutes

5	Compound	Total crosslinks* X 10*5	Poly Sulfidic X 10*5	Di-sulfidic X 10*5	Mono-sulfidic X 10*5	C-C Crosslinks X 10*5
	Control	2.05	0.04 (2%)	0.06 (5%)	1.94 (93%)	-
	HVA-2®	2.2	0.11 (5%)	0.11 (5%)	1.32 (60%)	0.67 (30%)
10	PMI	2.12	0.008	0.03 (2%)	1.93 (91%)	0.15 (7%)
	PCI	1.86	0.05 (3%)	0.10 (5%)	1.71 (92%)	-
15	BCI-MX	2.54	0.03 (1%)	0.10 (4%)	0.88 (35%)	1.53 (60%)

* Concentration of crosslinks are expressed in terms of Gram mole per gram of RH.

20 After optimum cure at 150°C only PMI and BMI-MP gave an increased number of total crosslinks as compared to the control which consisted besides sulfidic also of non-sulfidic carbon-carbon type crosslinks. Similarly cured compounds with PCI and BCI-MX showed no additional contribution to the total crosslinks and no C-C type crosslinks.

25 These results indicate that coagents such as biscitraconimides have substantially no influence on the total crosslink density up to optimal cure in contrast to bismaleimides.

30 Example 43

Extraction Experiments

Sheets of NR gum stock with 1.5 phr HVA-2® or BCI-MP vulcanized at

2095136

150°C until optimum cure were extracted with chloroform in a Soxhlet apparatus over a 24 hour period. The extract was evaporated, dissolved in deuterated chloroform and examined with H-NMR. The extract from the HVA-2® containing sheet did not show a detectable quantity of bismaleimide, whereas BCI-MP was successfully extracted from the sheet containing BCI-MP. This indicates that unreacted BCI-MP was present in the vulcanizate.

Example 44

10 Compounding BCI with rubber on a two-roll mill and in a Banbury internal mixer

BCI-MP was compounded with a NR rubber recipe (NR SMR CV5: 100 parts, carbon black N-330 50 phr, stearic acid 2 phr, zinc oxide RS 5 phr, aromatic oil (Dutrex 729 HP®) 3 phr, Perkacit® CBS 0.6 phr and sulfur 2.3 phr) by different procedures;

20 a. The ingredients, excepting CBS, sulfur and BCI-MP, were mixed in a Banbury internal mixer at 135-140°C stepwise for 6 minutes. Then, the vulcanization agents and the BCI-MP (1.5 phr) were mixed on a two-roll mill at 60-70°C.

25 b. The ingredients including 1.5 phr BCI-MP and excepting sulfur and CBS, were mixed in the Banbury and the CBS and sulfur were added on a two-roll mill.

30 Then, the cure characteristics of these compounds and a control compound containing no BCI-MP were determined using a Monsanto rheometer MDR 2000E at 180°C during a 60 minute period.

Monsanto rheometer data obtained at 150°C (data in parenthesis are obtained at 180°C)

There was no difference in anti-reversion effect according to the cure characteristics after either following the two-roll mill or Banbury procedure for compounding.

TABLE 27

5

10

15

	Control	Procedure a)	Procedure b)
Scorch safety, t_{s2} (min)	11.0 (1.6)	12.4 (1.7)	12.5 (1.6)
Cure time, t_{90} (min)	4.1 (0.6)	4.2 (0.6)	4.2 (0.6)
Extent of crosslinking, R_{∞} (dNm)	18.5	18.7	19.3
Monsanto rheometer cure curve at 180°C, 60 min (dNm):			
T_i	17.3	17.3	17.4
T_f	11.5	19.0	19.0

Example 45

20

Properties of NR/SBR and NR compounds with BCI-MP

25

A carbon black-filled NR compound with conventional amounts of activators, processing oil, antidegradants and a C.V. curing system with 1.8 phr sulfur, and an NR/SBR (75/25) blend with conventional amounts of activators, oils, antidegradants, wax and a semi-E.V. curing system with 1.5 phr sulfur were mixed with 0.5 or 1.0 phr BCI-MP according to a standard procedure as described above. In control compounds, BCI-MP was omitted.

30

Tables 28 and 29 show that there is slight or no influence of BCI-MP on scorch and cure characteristics of the NR/SBR and NR compounds. The reversion time at 170°C is always increased. A Monsanto rheometer ODR was used for the determination of cure characteristics.

2095136

TABLE 28

Scorch and Cure characteristics* of NR-SBR compounds.

5	Compound	1 (control)	2 (BCI-MP 0.5 phr)	3 (BCI-MP 1.0 phr)
	Mooney scorch time min	43	42	43
10	Cure at 150°C: Extent of crosslinking, R_{∞} , Nm	2.53	2.50	2.45
	Scorch safety, t_{s2} , min.	8.0	8.0	7.5
	Optimum curetime, t_{90} , min.	14.5	14.0	14.0
15	Reversion time, t_{r2} , min.	(-)	(-)	(-)
	Cure at 170°C: Extent of crosslinking, R_{∞} , Nm	2.25	2.25	2.25
20	Scorch safety, t_{s2} , min.	2.5	2.5	2.5
	Optimum cure time, t_{90} , min.	5.0	5.0	5.0
	Reversion time, t_{r2} , min.	23.0	(-)	(-)

25 (-) indicates no reversion
* Monsanto rheometer ODR

2095136

TABLE 29

Scorch and Cure* characteristics of NR compounds.

	<u>Compound</u>	4 (control)	5 (BCI-MP 0.5 phr)	6 (BCI-MP 1.0 phr)
5	Mooney scorch time min	41	41	42
	Cure at 150°C: Extent of crosslinking, R _∞ , Nm	2.77	2.70	2.70
10	Scorch safety, t _{s2} , min.	5.8	6.3	6.2
	Optimum cure time, t ₉₀ , min.	13.8	14.0	14.0
	Cure at 170°C: Extent of crosslinking, R _∞ , Nm	2.4	2.3	2.4
15	Scorch safety, t _{s2} , min.	1.6	1.7	1.9
	Optimum cure time, t ₉₀ , min.	4.1	3.9	4.3
	Reversion time, t _{r2} , min.	10.5	16.4	(-)
20				

(-) indicates no reversion
* Monsanto rheometer ODR

TABLES 30 and 31 show improvements obtained in the NR/SBR and NR compounds with BCI-MP regarding hardness, modulus, tensile strength, tear strength, compression set, and abrasion.

TABLE 30

Mechanical properties of the vulcanizates cured at 150°C for t₉₀ and at 170°C for 30 min. (overcured shown between parenthesis).

	<u>Compound</u>	1	2	3
5	Hardness, Shore A	57.0 (54.5)	60.0 (59.5)	60.0 (60.0)
	Modulus 50%, MPa	1.20 (0.90)	1.15 (1.15)	1.20 (1.20)
	100%, MPa	1.90 (1.35)	1.85 (1.81)	1.80 (1.90)
10	300%, MPa	9.30 (6.51)	9.45 (8.90)	9.0 (9.95)
	Tensile strength, MPa	23.2 (15.5)	23.1 (19.0)	23.3 (20.1)
15	Tear strength, KN/m	89.0 (46.5)	86.5 (61.5)	82.5 (58.5)
	Compression set, % 24h/70°C	21 (26)	23 (25)	22 (24)
20	72h/23°C	15 (20)	14 (17)	12 (17)
	Abrasion (volume loss mm ³ /40m path travelled)	102 (201)	103 (131)	105 (117)

2095136

TABLE 31

Mechanical properties of the vulcanizates cured at 150°C for t₉₀ and at 170°C for 30 min. (overcured shown in parenthesis).

	<u>Compound</u>	4	5	6
5	Hardness, Shore A	60 (52)	62 (57)	64 (60)
	Modulus 50%, MPa	1.15 (0.88)	1.20 (1.04)	1.20 (1.20)
	100%, MPa	2.06 (1.30)	2.15 (1.65)	2.10 (2.00)
10	300%, MPa	11.8 (6.6)	11.4 (8.6)	11.4 (10.7)
	Tensile strength, MPa	27.2 (18.2)	28.0 (21.3)	28.5 (21.3)
15	Tear strength, KN/m	101 (25.5)	119 (39.0)	136 (58.0)
	Compression set, % 24h/70°C	21 (33)	23 (28)	23 (24)
20	72h/23°C	9 (17)	10 (13)	23 (12)
	Abrasion (volume loss mm ³ /40m path travelled)	122 (214)	121 (172)	122 (145)

25 TABLES 32 and 33 show substantial reduction of heat build up (temperature rise) and permanent set in the Goodrich flexometer test and improved fatigue resistance of the compounds containing BCI-MP cured at 170°C for 30 min.

2095136

TABLE 32

Heat build up and permanent set properties of overcured vulcanizates (170°C, 30 minutes)

5	a) NR/SBR Compounds	1 (control)	2 (BCI-MP 0.5 phr)	3 (BCI-MP 1.0 phr)
	Temperature rise, $\Delta t, ^\circ\text{C}$	42	30	26
	Permanent set, %	12.0	8.1	5.4
10	b) NR Compounds	4 (control)	5 (BCI-MP 0.5 phr)	6 (BCI-MP 1.0 phr)
	Temperature rise, $\Delta t, ^\circ\text{C}$	52	31	24
15	Permanent set, %	17.2	8.2	5.2

TABLE 33

Fatigue to Failure properties of overcured vulcanizates (170°C, 30 minutes)

20	a) NR/SBR Compounds	1 (control)	2 (BCI-MP 0.5 phr)	3 (BCI-MP 1.0 phr)
	Number of Kilo cycles to Failure	37.5	38.1	41.2
25	(b) NR-Compounds	4 (control)	5 (BCI-MP 0.5 phr)	6 (BCI-MP 1.0 phr)
	Number of Kilo cycles to Failure	50.1	53.7	55.4

30 Increased loss modulus (E'') as measured by dynamic mechanical analysis of the NR/SBR blend with BCI-MP as shown in TABLE 34 can contribute to the improvement of tire properties such as wet grip or skid resistance (K.A. Grosch, Nature, 197, 858, 1963).

2095136

TABLE 34

Dynamic-mechanical data (at 20°C) of NR/SBR vulcanizates cured at 150°C/t₉₀.

Compound	E' MPa	E'' MPa	E* MPa	tanδ
1(Control)	18.3	2.8	18.5	0.152
2(BCI-MP 0.5 phr)	22.2	3.2	22.4	0.145
3(BCI-MP 1.0 phr)	24.4	3.6	24.7	0.148

Increased storage modulus (E') and decreased loss tangent (tanδ) measured at 60°C as shown in TABLE 35 imply a lower loss compliance (tanδ/E') which can contribute to improved tire properties such as reduced rolling resistance (J.M. Collins et al., Trans. Inst. Rubber Ind. 40, T239, 1964), which by consequence leads to fuel savings during service.

TABLE 35

Dynamic-mechanical data (at 60°C) of NR-vulcanizates cured at 170°C/30 min.

Compound	E' MPa	E'' MPa	E* MPa	tanδ
4(Control)	8.2	1.3	8.3	0.160
6(+BCI-MP 1.0 phr)	9.3	1.1	9.4	0.119

Example 46

NR/BR compound with various BCI's

An NR/BR recipe (see Example 36), useful as truck tire tread compound (C.S.L. Baker c.s., Elastomerics, July 1989, pp.20-25) has been used to test the effects of various BCI's. Compounding was done with 1.0 phr BCI-MP, BCI-DPM and BCI-MX as described above (Example 36). Vulcanization was done by compression moulding at 150°C (t₉₀ and 60 min) and 170°C (t₉₀ and 30 min).

2095136

TABLE 36 shows that BCI's have slight or no effect on Mooney viscosity, scorch time and cure characteristics.

TABLE 36

5		Control	BCI-MP	BCI-DPM	BCI-MX
	Mooney viscosity (MU)	46.4	42.6	45.2	45.3
	Mooney Scorch time (min)	36.1	36.1	36.4	35.5
10	Monsanto rheometer cure data (150°C)				
	ts2	5.0	5.2	5.5	5.2
	t90	8.3	8.4	8.7	8.6
	Delta torque (Nm)	1.5	1.5	1.5	1.5
	Monsanto rheometer cure data (170°C)				
15	ts2	1.5	1.6	1.7	1.7
	t90	2.6	2.6	2.7	2.7
	Delta torque (Nm)	1.4	1.4	1.4	1.4

TABLE 37 gives Monsanto rheometer torque data obtained at 140°C with a total cure time of 8 hours that show that antireversion effects are also obtained under these conditions with the BCI's.

20

TABLE 37

25	<u>Compound</u>	torque (dNm)	
		Ti	Tf*
	Control	17.5	13.4
	BCI-MX	17.2	18.3
	BCI-MP	17.3	18.0
	BCI-DPM	17.4	18.2

30

*Final torque after 8 hours, 140°C.

TABLES 38 and 39 show improvement of the following properties of vulcanisates after overcure at 150°C for 60 minutes and especially at 170°C for 30 minutes: hardness, tensile strength, modulus, abrasion,

2095136

compression set, tear strength, and both permanent set and heat build up.

TABLE 38

5

Physical and mechanical properties of the vulcanizates cured at 150°C/t₉₀ and 150°C/60 min. (between paranthesis):

Compound		01 control	02 BCI-MP	04 BCI-DPM	05 BCI-MX
10	Hardness IRHD	70 (67)	71 (72)	74 (72)	71 (70)
	Tensile strength MPa	25.5 (21.9)	25.4 (22.8)	24.9 (22.9)	26.3 (23.0)
15	Modulus 50% MPa	1.2 (1.1)	1.3 (1.3)	1.3 (1.3)	1.3 (1.3)
	Modulus 100% MPa	2.4 (1.9)	2.2 (2.4)	2.2 (2.2)	2.3 (2.1)
	Modulus 300% MPa	12.5 (10.5)	12.0 (12.5)	11.3 (11.2)	12.4 (11.2)
20	Abrasion mm ³	93 (128)	86 (76)	117 (78)	96 (75)
	Tear strength kN/m	115 (88)	106 (92)	114 (87)	113 (80)
25	Permanent set %	13.1 (13.9)	10.6 (5.3)	12.5 (8.0)	9.4 (9.9)
	Heat build up °C	+40 (+47)	+29 (+27)	+33 (+31)	+27 (+35)

30

TABLE 39

Physical and mechanical properties of the vulcanizates cured at 170°C/t₉₀.

5	Compound	01 control	02 BCI-MP	04 BCI-DPM	05 BCI-MX
	Hardness IRHD	69 (63)	69 (70)	72 (69)	69 (68)
10	Rebound %	34 (31)	33 (32)	31 (32)	33 (31)
	Tensile strength MPa	25.1 (16.8)	24.5 (20.9)	24.0 (20.8)	23.8 (19.7)
15	Modulus 50% MPa	1.2 (1.0)	1.2 (1.3)	1.2 (1.2)	1.2 (1.2)
	Modulus 100% MPa	2.1 (1.5)	2.0 (2.1)	2.0 (2.0)	2.0 (2.0)
20	Modulus 300% MPa	11.2 (7.6)	10.8 (10.7)	10.7 (9.8)	11.0 (10.2)
	Abrasion mm3	83 (126)	86 (113)	93 (100)	92 (90)
25	Tear strength kN/m	105 (43)	104 (68)	102 (70)	110 (67)
	FTFT kcycl	45.2 (47.9)	46.2 (39.2)	44.0 (41.9)	47.7 (38.5)
30	Permanent set %	14.0 (17.9)	15.7 (5.4)	14.6 (8.7)	12.4 (7.1)
	Heat build up °C	+39 (+58)	+36 (+29)	+35 (+35)	+30 (+31)
	Compression set %(72h.,23°C)	11 (18)	12 (15)	14 (16)	14 (15)

+ The data in the parentheses are the values obtained for the vulcanizates cured at 170°C/30 minutes.

The compound containing 1 phr BCI-MX (and control without BCI) vulcanized at 170°C for 30 min was subjected to a blow out test in the Goodrich flexometer.

TABLE 40

Blow out test results.

	Blow out time (hrs)	Temp. rise (°C)
5 Control BCI-MX	1.5 > 10	+ 92 + 43

10 The results show that the blow out time is substantially lengthened and the heat build up and temperature rise are substantially lowered by BCI-MX.

Example 47

15 1,10-Bis(4-citraconimidobenzoyloxy)decane (BCI-BAE10),
Tris(6-citraconimidoethyl)isocyanurate (TCI-AA33) and
1,8-bis(citraconimido)-4-citraconimidomethyloctane (TCI-C6v) were
compounded in an NR recipe (see Example 44) and their effects on the
Monsanto rheometer cure curves at 170 or 180°C up to 30 min determined
(Table 41):

20

25

30

TABLE 41

	Coagent	BCI-BAE10	TCI-AA33	TCI-C9V
	Concentration (phr)	3.0	1.0	1.0
5	Test temperature (°C)	180	170	170
	Scorch safety, t _{s2} (min)	0.8 (0.7)	1.0 (1.1)	0.9 (0.9)
	Optimal cure time, t ₉₀ (min)	1.7 (1.7)	3.1 (3.2)	2.9 (2.9)
10	Torque retention after 30 min (%)	109 (68)	86 (73)	91 (73)

Monsanto rheometer MDR 2000E;
Values between parenthesis: control without BCI or TCI

15 BCI-BAE10, TCI-AA33 and TCI-C9V had slight or no effect on scorch and
cure time, but improved reversion resistance of the compound.

Example 48

20 NR compound vulcanized with higher amount of sulfur

25 A black-filled NR compound (NR SMR CV 100, Carbon black N-326 55,
Stearic acid 0.5,ZnO 8, Permanax 6PPD® 2, Dutrex 729 HP® 3, Crystex
OT 20® 5, Perkacit CBS® 0.7 phr) containing a high amount of
(insoluble) sulfur, useful as steel cord skim stock in tire
compounding (M. Piertoh and R. Schubart, Kautsch. + Gummi, Kunstst.
43, 385, 1990), was compounded with 1.0 phr BCI-MP or BCI-MX.

30 The BCI's had practically no influence on cure characteristics at
170°C (Table 42):

2095136

TABLE 42

Cure characteristics at 170°C

Compound	1	2	3
Coagent	-	BCI-MP	BCI-MX
Scorch safety, t_{s2} (min)	0.7	0.7	0.7
Cure time, t_{90} (min)	2.6	2.8	2.7
Delta torque (Nm)	1.8	1.8	1.9

Compounds containing BCI-MP and BCI-MX showed improved mechanical properties after overcure at 170°C for 30 min as compared to the control without BCI: improved hardness, modulus, tear strength (Table 43):

TABLE 43

Mechanical properties after cure at 170°C, t_{90} and 170°C, 30 min (between parenthesis)

Compound	1	2	3
Coagent	-	BCI-MP	BCI-MX
Hardness, Shore A	59 (53)	59 (58)	60 (57)
Modulus (MPa) 50%	1.5 (1.2)	1.5 (1.6)	1.5 (1.7)
100%	2.7 (1.8)	2.7 (2.6)	2.7 (2.8)
300%	11.6 (7.9)	12.0 (10.7)	11.8 (12.1)
Tear strength, KN/m	107 (35)	115 (42)	103 (42)

Example 49

The contribution of different coagents to the cross-linking reaction of a conventionally cured carbon-black filled NR compound (see Example 44) was tested at 150°C to 180°C up to optimum cure. Table 44 shows the cross-linking reaction of BCI-C6, HVA-2[®] and BCI-MP, expressed as the percentage change in torque at optimum cure per mmole coagent.

TABLE 44.
Crosslinking reaction of coagents*

Coagent	Concn. (phr)	Temp. °C	torque change at t ₉₀ %	torque change at t ₉₀ %/mmole
BCI-C6	1.5	150	-3.0	-0.6
		180	-3.0	-0.6
HVA-2 [®]	1.5	170	+13.2	+2.4
	5.0	170	+112	+6.0
	10	170	+249	+6.7
BCI-MP	1.5	170	-4.0	-0.8
	5.0	170	-1.3	-0.1
	10	170	-3.3	-0.1

* Monsanto rheometer MDR 2000E.

Both BCI-C6 and BCI-MP exerted no cross-linking reaction in the conventionally cured carbon-black filled NR compound as measured by torque change at optimum cure, whereas the bismaleimide and HVA-2[®] exerted a substantial cross-linking reaction.

What is claimed is:

1. A sulfur-vulcanized rubber composition which comprises the vulcanization reaction product of:
 - 5 A) 100 parts by weight of at least one natural or synthetic rubber;
 - B) 0.1 to 25 parts by weight of sulfur and/or a sufficient amount of a sulfur donor to provide the equivalent of 0.1 to 25 parts by weight of sulfur; and
 - 10 C) 0.1 to 5.0 parts by weight of a coagent which only partially reacts under sulfur-vulcanization reaction conditions up to optimum cure, and which, after optimum cure, forms cross-links bonded to the sulfur cross-linked rubber by a carbon-carbon linkage at a rate sufficient to compensate for from 10 to 200
 - 15 percent of the reversion in said rubber composition.
2. A sulfur-vulcanized rubber composition as claimed in claim 1 wherein said rubber composition further comprises 0.1 to 8.0 parts by weight of a vulcanization accelerator.
- 20 3. A sulfur-vulcanized rubber composition as claimed in any one of claims 1-2 wherein said coagent has a cross-linking efficiency of -2.0 to 2.0% per millimole under sulfur-vulcanization conditions up to optimum cure.
- 25 4. A sulfur-vulcanized rubber compositions as claimed in any one of claims 1-3 wherein said coagent forms cross-links at a rate sufficient to compensate for from 40-150% of the reversion in said rubber composition.
- 30 5. A sulfur-vulcanized rubber composition as claimed in any one of claims 1-4 which comprises a substantial portion of 0.1 to 5.0 parts by weight of unreacted coagent after optimum cure.

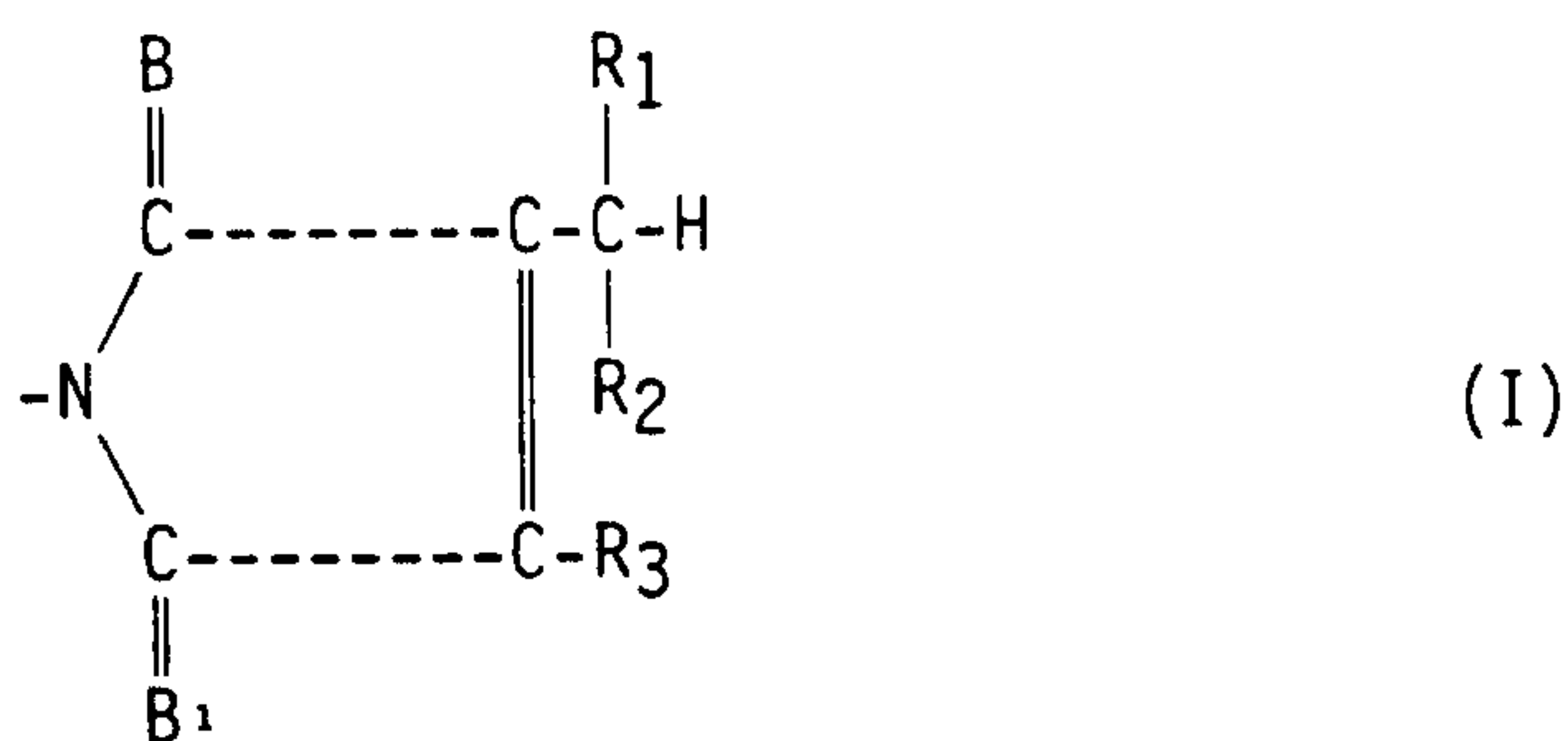
6. A sulfur-vulcanized rubber composition as claimed in any one of claims 1-5 wherein said coagent comprises at least one compound of the formula A:



5

wherein D, optionally containing one or more heteroatoms selected from nitrogen, oxygen, silicon, phosphorus, boron, sulphone and sulphony, is a monomeric or oligomeric divalent, trivalent or tetravalent group, n is an integer selected from 1, 2 or 3, Q1 and Q2 are independently selected from the formulas I and II:

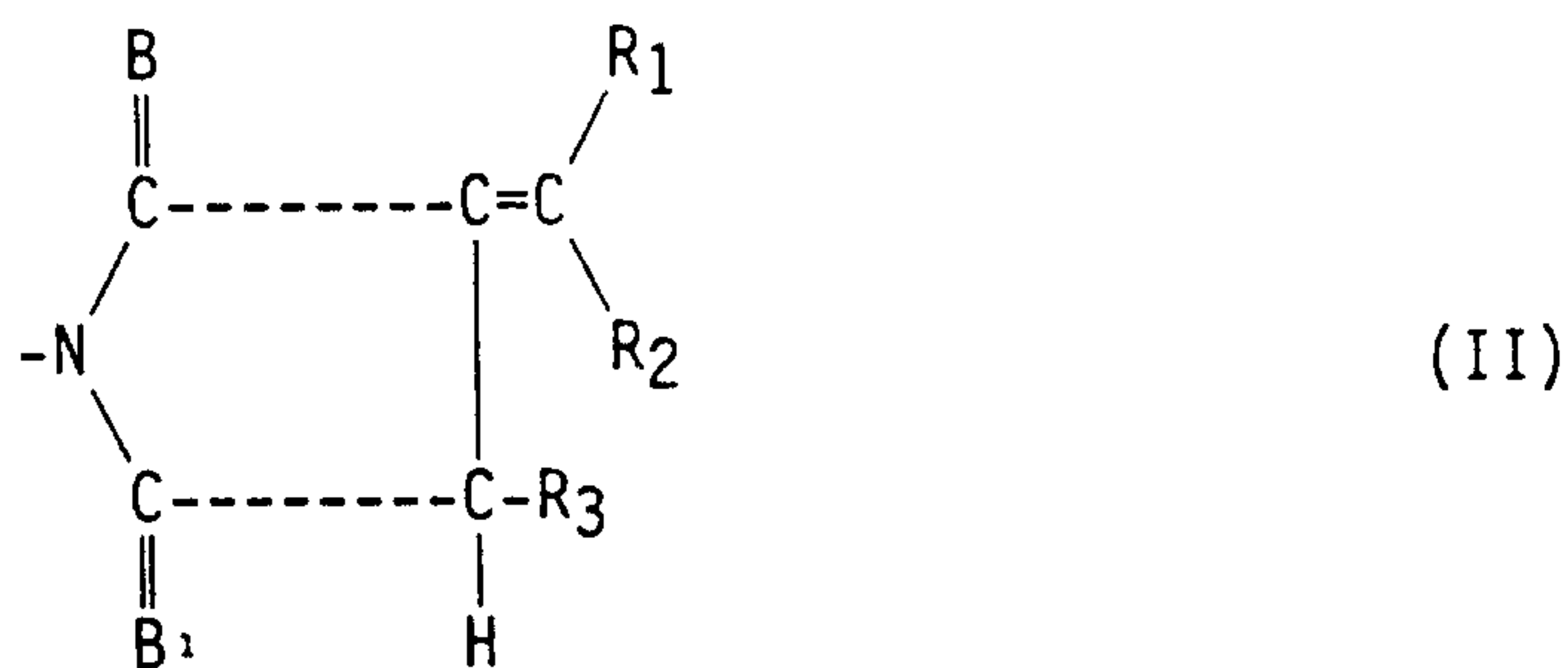
10



15

and;

20



25

wherein R₁, R₂ and R₃ are independently selected from hydrogen, C₁-C₁₈ alkyl groups, C₃-C₁₈ cycloalkyl groups, C₆-C₁₈ aryl groups, C₇-C₃₀ aralkyl groups and C₇-C₃₀ alkaryl groups and R₂ and R₃ may combine to form a ring when R₁ is hydrogen; B and B₁ are independently selected from the following hetero atoms: oxygen and sulfur.

30

2095136

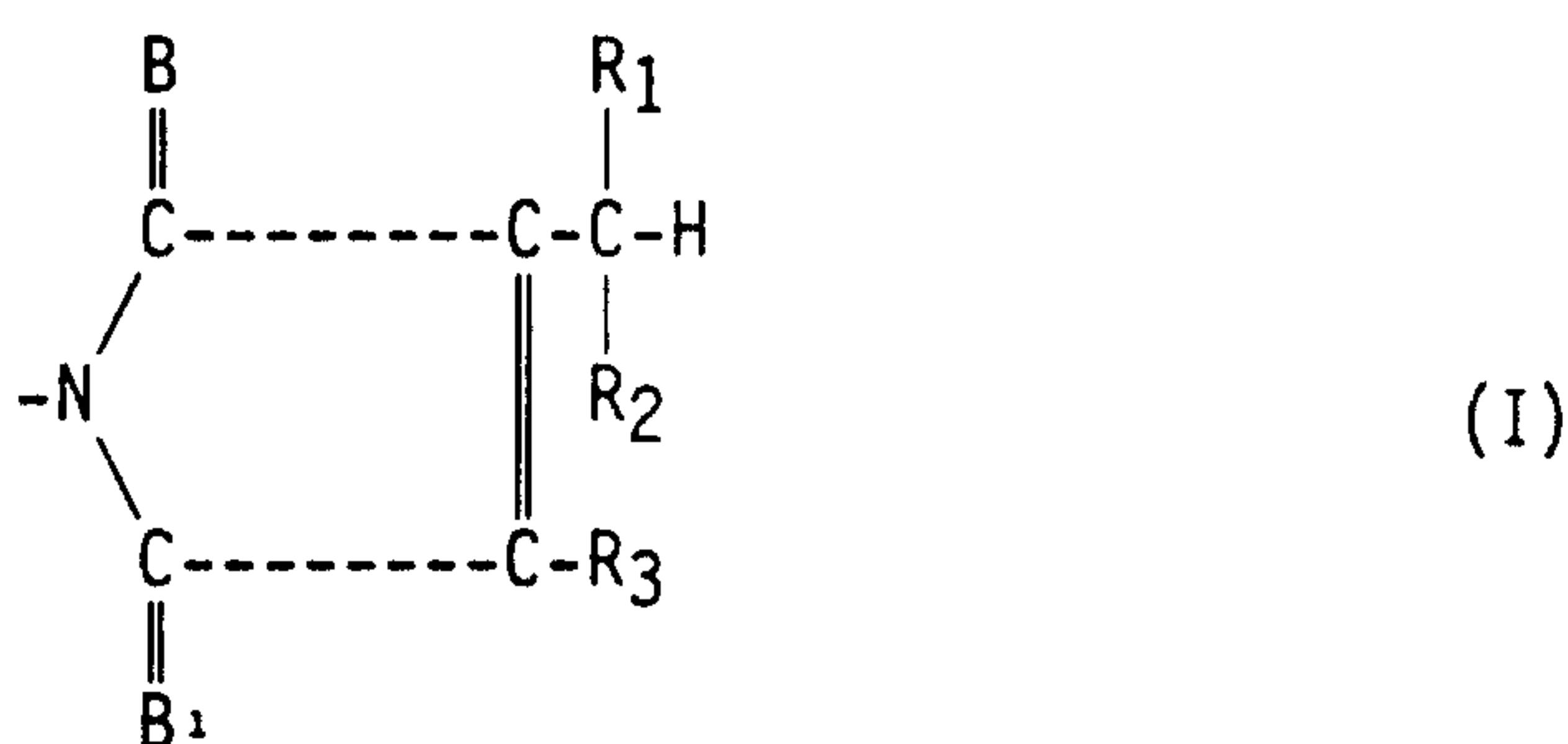
53

7. A rubber composition according to any one of claims 1-6 wherein said coagent comprises at least one compound selected from a bis- or triscitraconimide and a bis- or trisitaconimide and mixtures thereof.
- 5 8. A process for the vulcanization, at a temperature of from 110 to 220°C for up to 24 hours, of a vulcanizable composition comprising at least one natural or synthetic rubber in the presence of 0.1 to 25 parts by weight of sulfur or a sufficient amount of a sulfur donor to provide the equivalent of 0.1 to 25 parts by weight of sulfur, characterized in that said process is carried out in the
10 presence of an effective amount of an anti-reversion coagent which only partially reacts under sulfur-vulcanization reaction conditions up to optimum cure, and which, after optimum cure, forms cross-links bonded to the sulfur cross-linked rubber by a
15 carbon-carbon linkage at a rate sufficient to compensate for from 10 to 200 percent of the reversion in said rubber composition.
9. A vulcanization process as claimed in claim 8, wherein said rubber is vulcanized in the further presence of 0.1 to 8.0 parts by
20 weight of a vulcanization accelerator.
10. A vulcanization process as claimed in any one of claims 8-9 wherein said coagent has a cross-linking efficiency of -2.0 to 2.0% per millimole under sulfur-vulcanization conditions up to
25 optimum cure.
11. A vulcanization process as claimed in any one of claims 8-10 wherein said coagent forms cross-links at a rate sufficient to compensate for from 40-150% of the reversion in said rubber
30 composition.
12. A vulcanization process as claimed in any one of claims 8-11 wherein said coagent comprises at least one compound of the formula A:

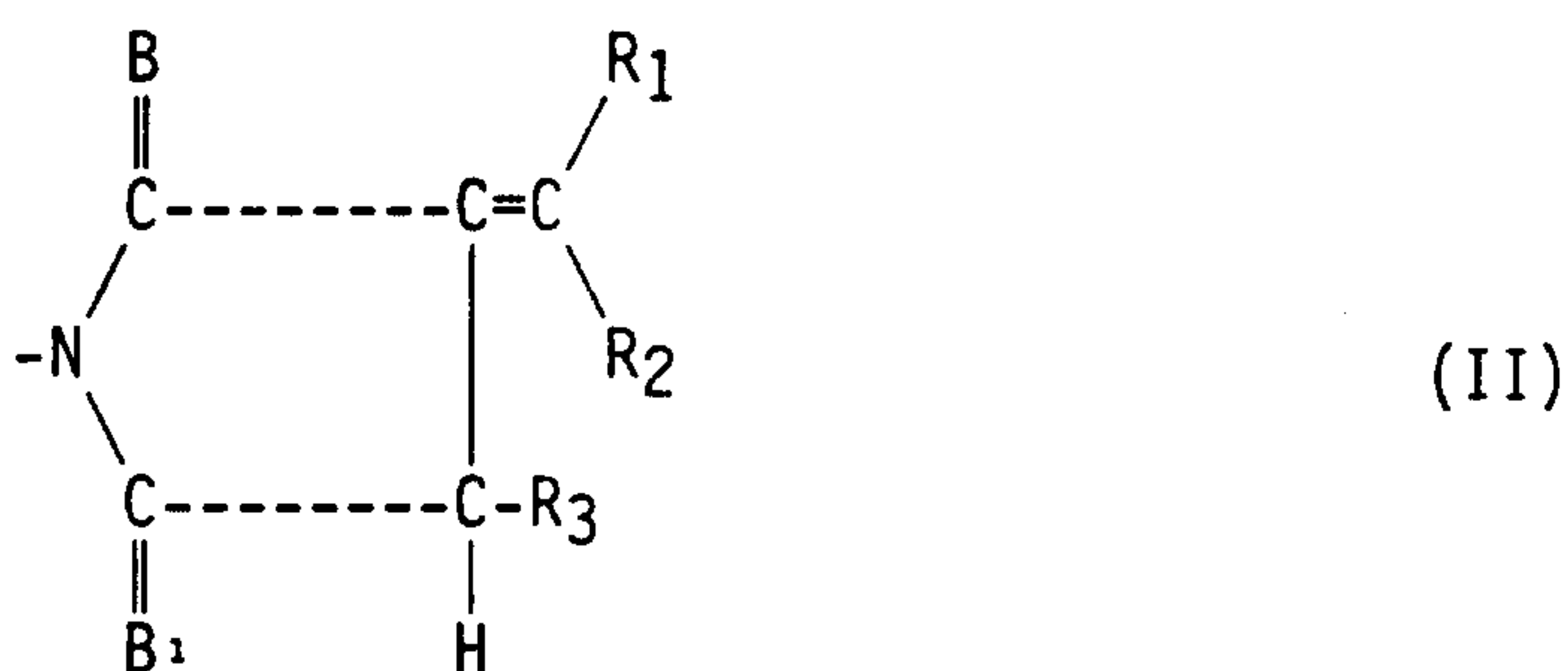
SUBSTITUTE SHEET

$Q_1-D-(Q_2)_n$ (A); **2095136**

wherein D, optionally containing one or more heteroatoms selected from nitrogen, oxygen, silicon, phosphorus, boron, sulphone and sulphony, is a monomeric or oligomeric divalent, trivalent or tetravalent group, n is an integer selected from 1, 2 or 3, Q_1 and Q_2 are independently selected from the formulas I and II:



15 and;



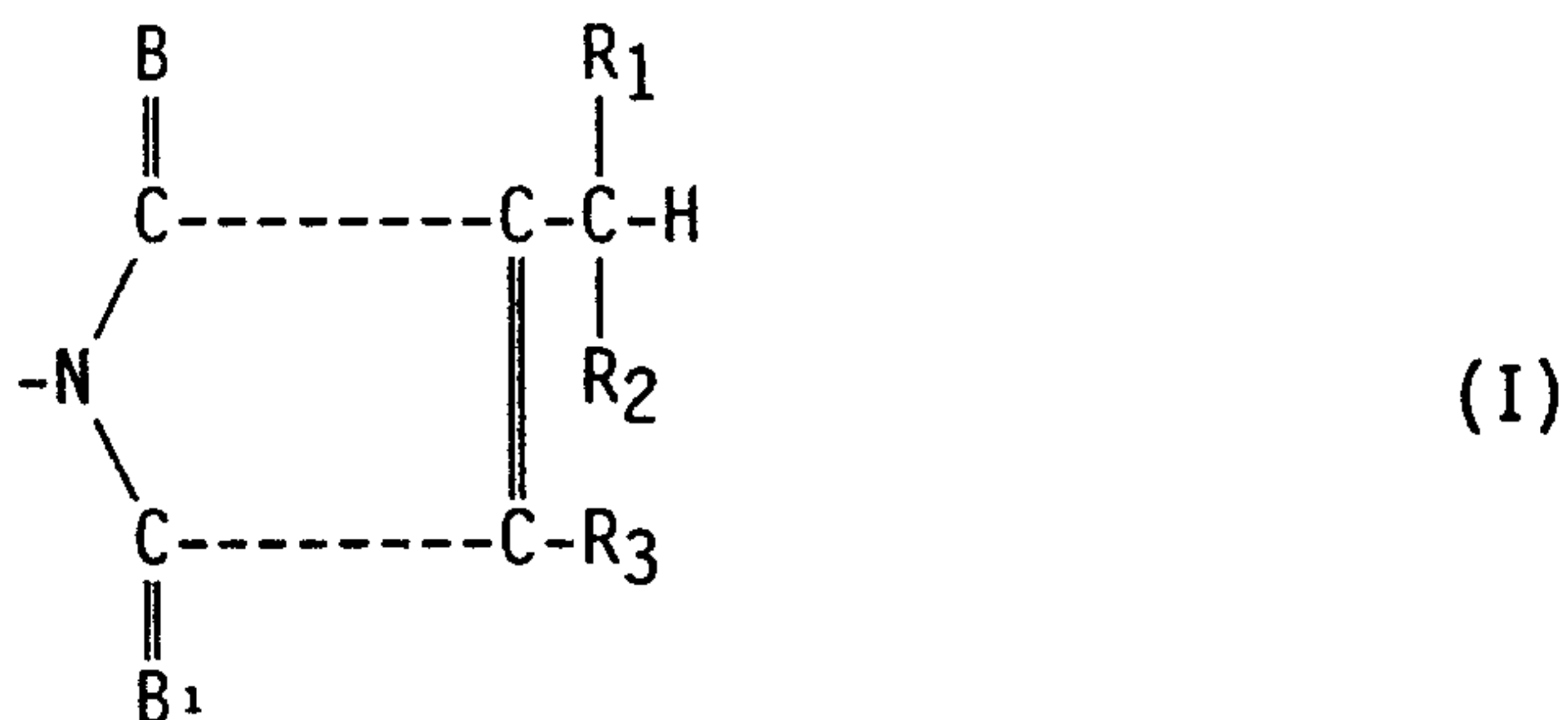
25 wherein R_1 , R_2 and R_3 are independently selected from hydrogen, C_1 - C_{18} alkyl groups, C_3 - C_{18} cycloalkyl groups, C_6 - C_{18} aryl groups, C_7 - C_{30} aralkyl groups and C_7 - C_{30} alkaryl groups and R_2 and R_3 may combine to form a ring when R_1 is hydrogen; B and B_1 are independently selected from the following hetero atoms: oxygen and sulfur.

- 30 13. A vulcanization process according to any one of claims 8-12 wherein said coagent comprises at least one compound selected from a bis- or triscitraconimide and a bis- or trisitaconimide and mixtures thereof.

14. The use of an anti-reversion coagent selected from compounds which only partially react under sulfur-vulcanization reaction conditions up to optimum cure, and which, after optimum cure, form cross-links bonded in a sulfur cross-linked rubber by a carbon-carbon linkage at a rate sufficient to compensate for from 10 to 200 percent of reversion in a rubber composition, in the sulfur-vulcanization of rubber.
15. The use as claimed in claim 14 wherein said coagent has a cross-linking efficiency of -2.0 to 2.0% per millimole under sulfur-vulcanization conditions up to optimum cure.
16. The use as claimed in any one of claims 14-15 wherein said coagent forms cross-links at a rate sufficient to compensate for from 40-150% of the reversion in said rubber composition.
17. The use as claimed in any one of claims 14-16 wherein said coagent comprises at least one compound of the formula A:

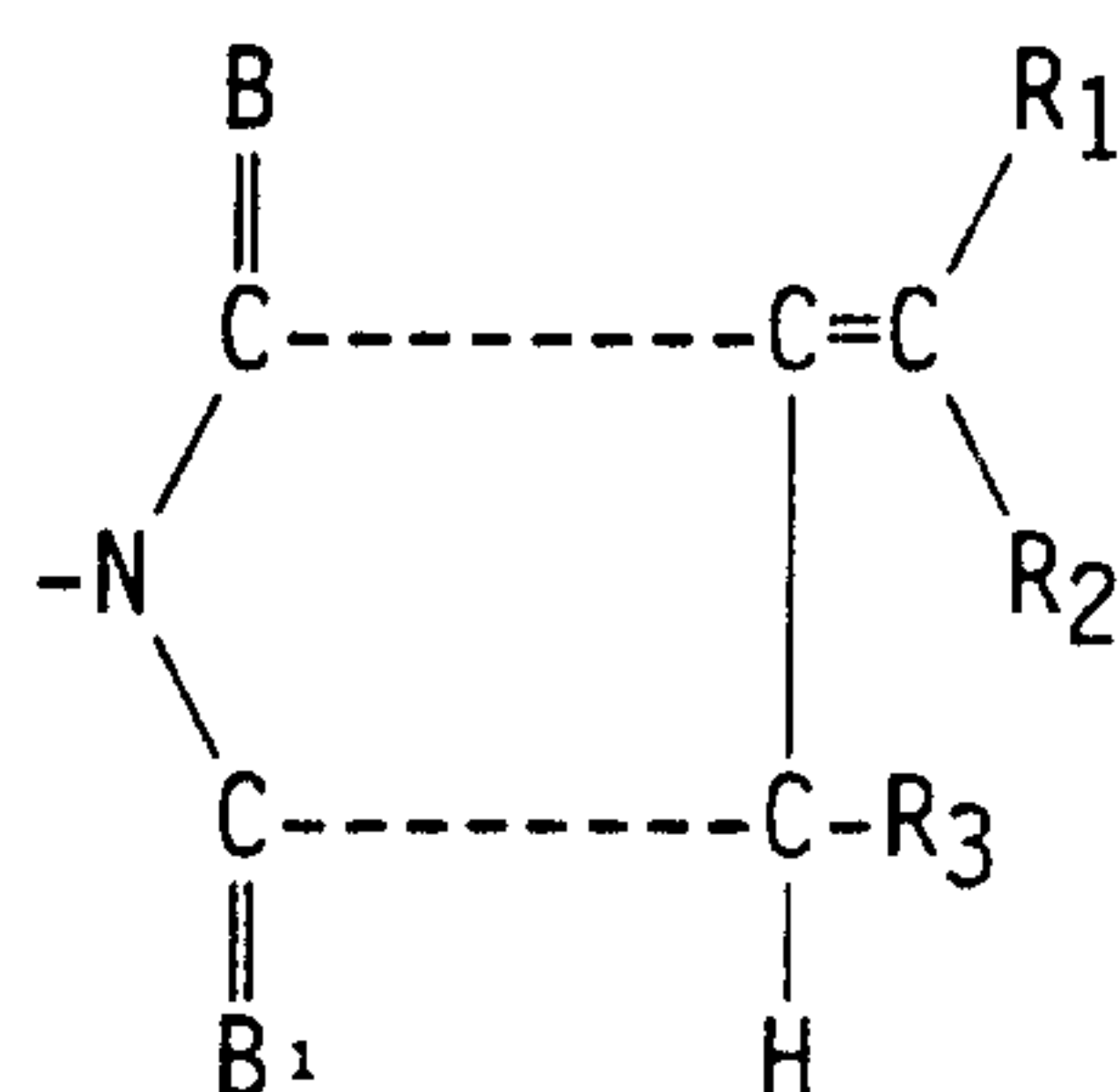


wherein D, optionally containing one or more heteroatoms selected from nitrogen, oxygen, silicon, phosphorus, boron, sulphone and sulphony, is a monomeric or oligomeric divalent, trivalent or tetravalent group, n is an integer selected from 1, 2 or 3, Q₁ and Q₂ are independently selected from the formulas I and II:



and;

2095136



(II)

5

10

wherein R_1 , R_2 and R_3 are independently selected from hydrogen, C_1 - C_{18} alkyl groups, C_3 - C_{18} cycloalkyl groups, C_6 - C_{18} aryl groups, C_7 - C_{30} aralkyl groups and C_7 - C_{30} alkaryl groups and R_2 and R_3 may combine to form a ring when R_1 is hydrogen; B and B_1 are independently selected from the following hetero atoms: oxygen and sulfur.

15

18. The use according to any one of claims 14-17 wherein said coagent comprises at least one compound selected from a bis- or triscitraconimide and a bis- or trisitaconimide and mixtures thereof.

20

19. An article of manufacture comprising a rubber vulcanized by any of the processes of claims 8-13.

25

20. A tire comprising a rubber vulcanized by any of the processes of claims 8-13.

30