



US00D788105S

(12) **United States Design Patent**  
**Heck et al.**

(10) **Patent No.:** **US D788,105 S**  
(45) **Date of Patent:** **\*\* May 30, 2017**

(54) **BODY-WORN PORTABLE ELECTRONIC DEVICE**

G06F 1/04; G06F 1/14; G06F 1/3203;  
A41D

(Continued)

(71) Applicant: **Samsung Electronics Co., Ltd.**,  
Suwon-si, Gyeonggi-do (KR)

(56) **References Cited**

U.S. PATENT DOCUMENTS

3,006,350 A \* 10/1961 Grunfeld ..... A44C 5/003  
132/297  
4,985,878 A \* 1/1991 Yamada ..... G04B 37/0472  
368/223

(Continued)

FOREIGN PATENT DOCUMENTS

CN 301565970 S 6/2011  
KR 300730447 2/2014

OTHER PUBLICATIONS

CN301565970S\_Translation.

(Continued)

*Primary Examiner* — Barbara Fox  
*Assistant Examiner* — Kristin E Reed  
(74) *Attorney, Agent, or Firm* — Ladas & Parry LLP

(72) Inventors: **Felix Heck**, London (GB); **Ju-Suek Lee**, London (GB); **Yu-Na Oh**, London (GB); **Hyun-Taik Lim**, London (GB); **Alex Ingles**, London (GB); **Craig Morrison**, London (GB); **Maxence Couthier**, London (GB); **Ji-Eun Lee**, Seoul (KR)

(73) Assignee: **SAMSUNG ELECTRONICS CO., LTD.**, Suwon-si, Gyeonggi-Do (KR)

(\*\*) Term: **14 Years**

(21) Appl. No.: **29/521,057**

(22) Filed: **Mar. 19, 2015**

(30) **Foreign Application Priority Data**

Sep. 19, 2014 (KR) ..... 30-2014-0045549

(51) **LOC (10) Cl.** ..... **14-02**

(52) **U.S. Cl.**

USPC ..... **D14/344**

(58) **Field of Classification Search**

USPC ..... D2/623, 626, 639, 878; D8/88, 356;  
D10/30–39, 70, 98; D14/344, 138 R,  
D14/144, 358; D11/3, 87, 93–94, 200,  
D11/201, 210, 216, 218, 221, 230–231;  
D24/167, 169, 186–187

CPC ..... G06F 1/163; G06F 1/1628; G06F 1/1626;  
G06F 1/1635; G06F 1/08; G06F 1/10;

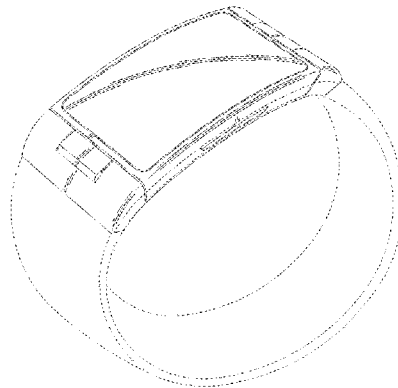
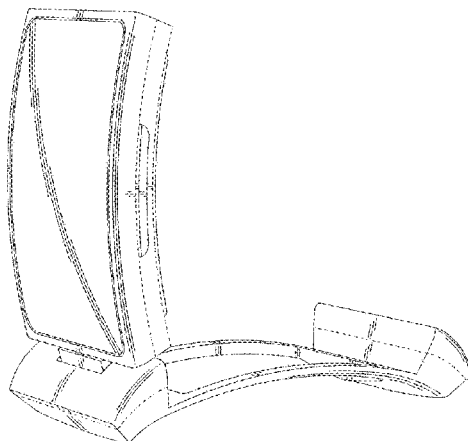
(57) **CLAIM**

The ornamental design for a body-worn portable electronic device, as shown and described.

**DESCRIPTION**

FIG. 1 is a front perspective view of a body-worn portable electronic device showing our new design;  
FIG. 2 is a front view thereof;  
FIG. 3 is a rear view thereof;  
FIG. 4 is a left-side view thereof;  
FIG. 5 is a right-side view thereof;  
FIG. 6 is a top plan view thereof;  
FIG. 7 is a bottom plan view thereof; and,  
FIG. 8 is another perspective view thereof, in a closed position, shown on a strap.

(Continued)



The broken line showing of a strap in FIG. 8 illustrates environment; the remaining broken lines illustrate portions of the body-worn portable electronic device. The broken lines form no part of the claimed design. No claim is made to any unshaded surface between a broken and a solid line.

**1 Claim, 8 Drawing Sheets**

(58) **Field of Classification Search**

CPC ..... 1/002; H04M 1/02; H04M 1/03; H04M 1/04; H04M 1/05; H04M 1/667; H04M 1/6058; Y02B 60/1217; H04B 1/385; H04B 1/3888; H04B 1/3833; A44C 5/00

See application file for complete search history.

(56)

**References Cited**

U.S. PATENT DOCUMENTS

5,050,138 A \* 9/1991 Yamada ..... G04B 37/0472  
368/10  
5,274,613 A \* 12/1993 Seager ..... H04B 1/385  
368/13

D386,094 S \* 11/1997 Ventrella ..... D10/18  
D402,654 S \* 12/1998 Consolo ..... D10/2  
D407,400 S \* 3/1999 Tattari ..... D14/138 R  
D454,798 S \* 3/2002 Gruosi ..... D10/30  
D629,113 S \* 12/2010 Wodecki ..... D24/186  
D638,723 S \* 5/2011 Ong ..... D10/32  
D726,052 S \* 4/2015 Henning ..... D10/70  
D740,807 S \* 10/2015 Daniel ..... D14/344  
D749,569 S \* 2/2016 Ji ..... D10/38  
D751,068 S \* 3/2016 Erbeus ..... D10/38  
D751,549 S \* 3/2016 Park ..... D10/38  
D752,046 S \* 3/2016 Jun ..... D14/344  
D756,250 S \* 5/2016 Lee ..... D10/65  
D757,721 S \* 5/2016 Dallmeyer ..... D14/344  
D762,641 S \* 8/2016 Lee ..... D14/344  
9,426,275 B2 \* 8/2016 Eim ..... G06F 1/163

OTHER PUBLICATIONS

KR300730447\_Translation.  
iWatch S and iWatch C: Martin Hajek zeigt neue Konzepte <http://www.apfelpage.de/2013/10/21/iwatch-s-und-iwatch-c-martin-hajek-zeigt-neue-konzepte/>.

\* cited by examiner

FIG. 1

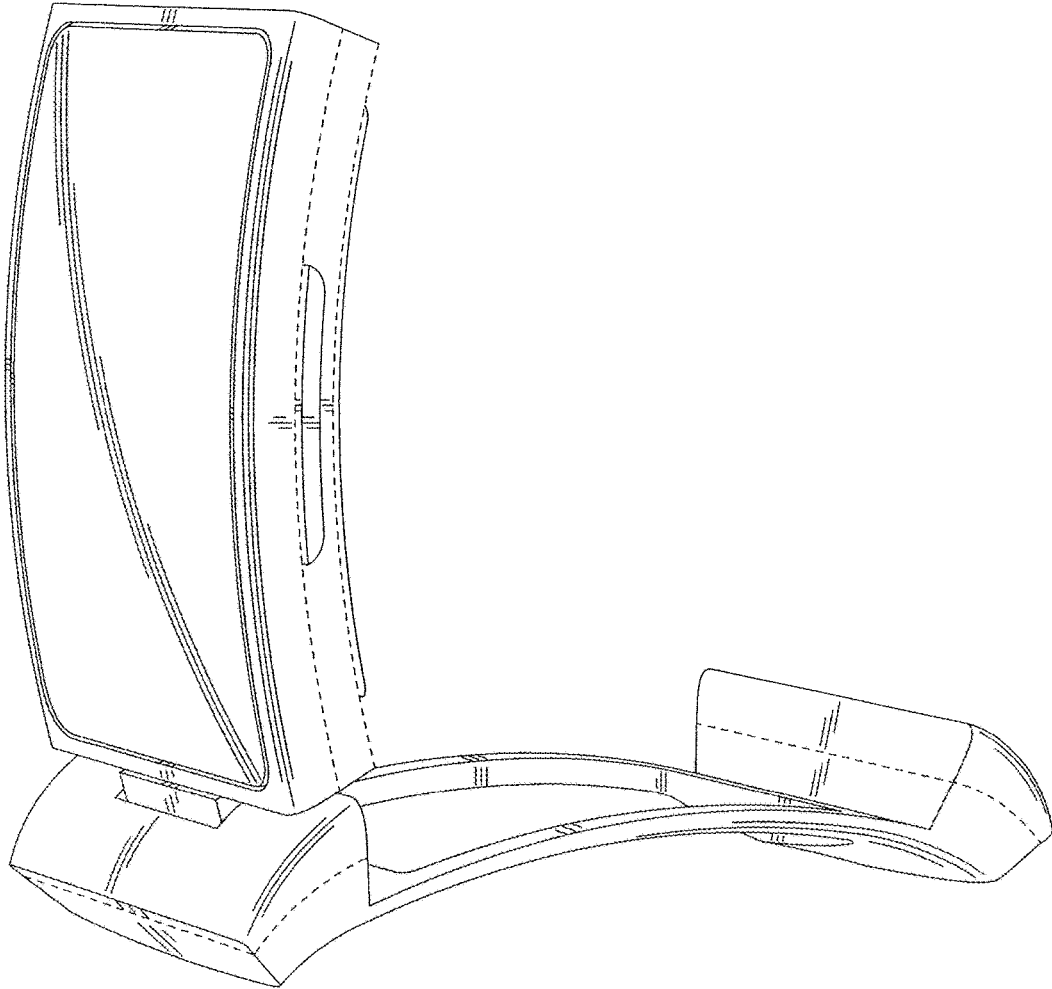


FIG. 2

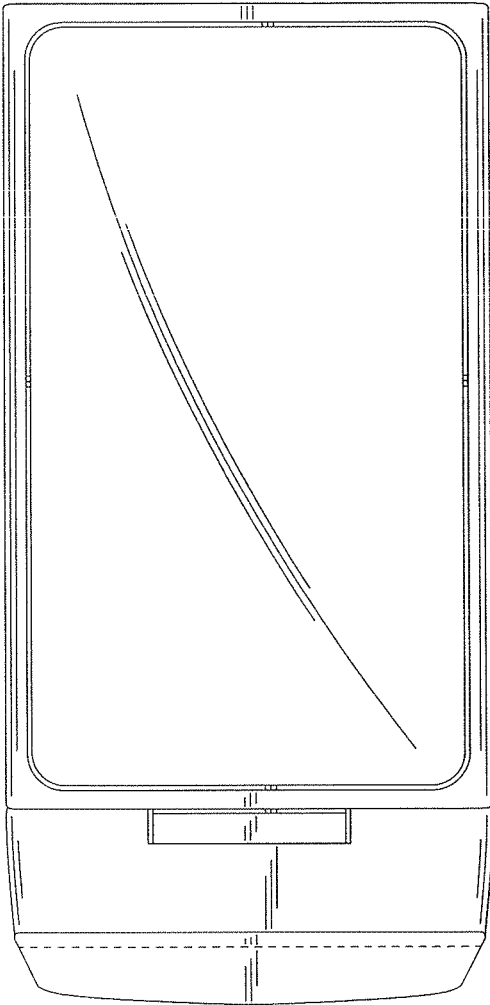


FIG. 3

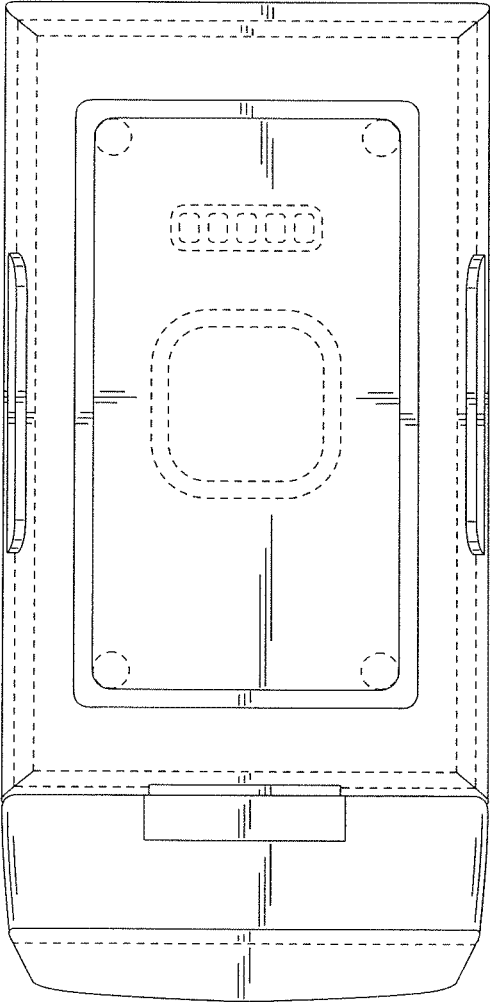


FIG. 4

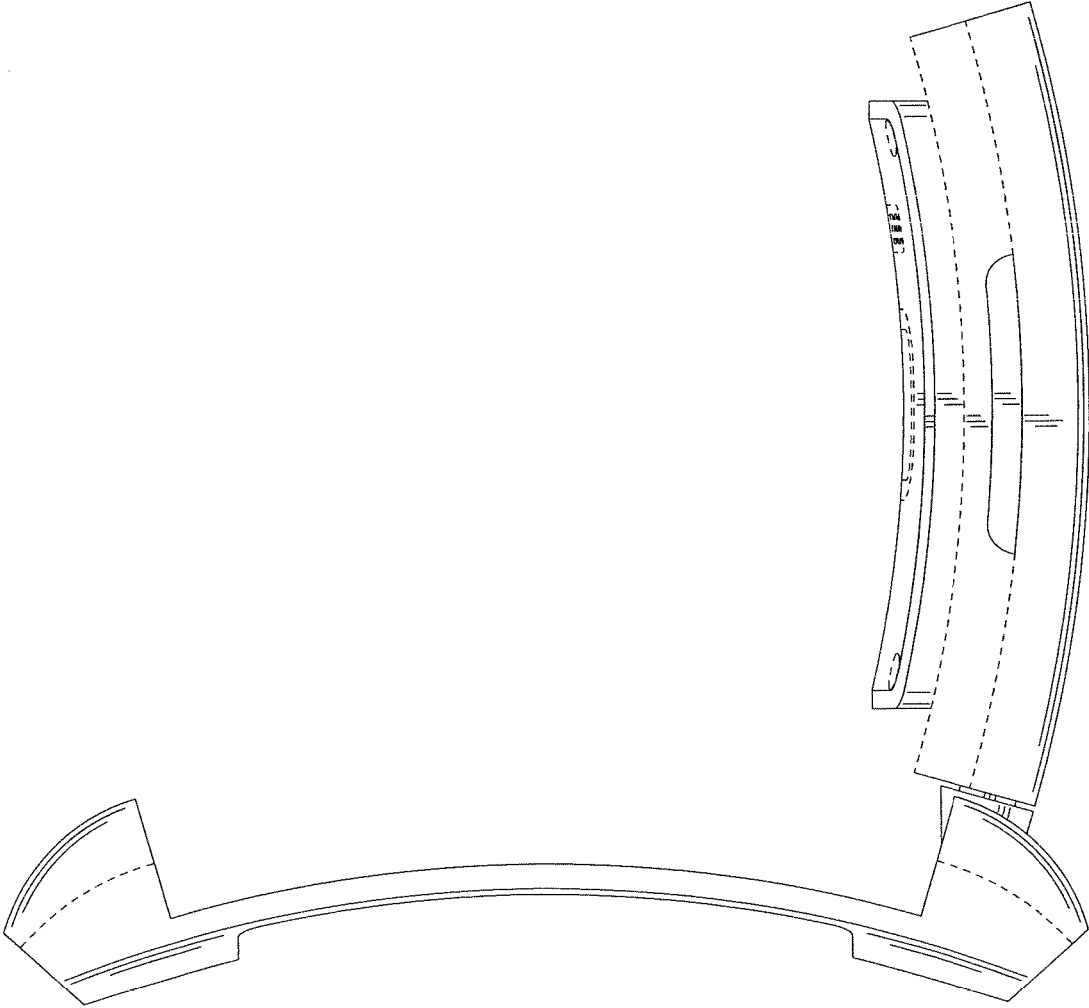


FIG. 5

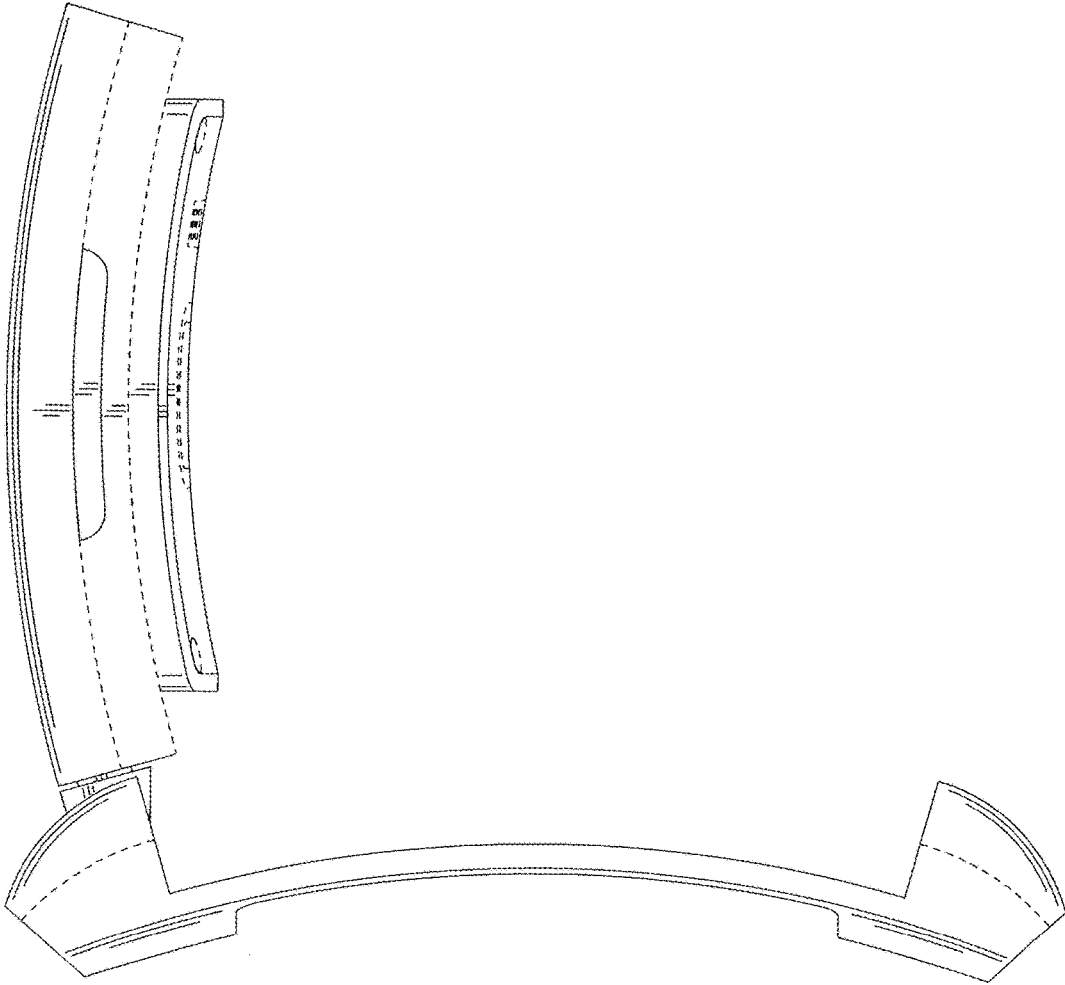


FIG. 6

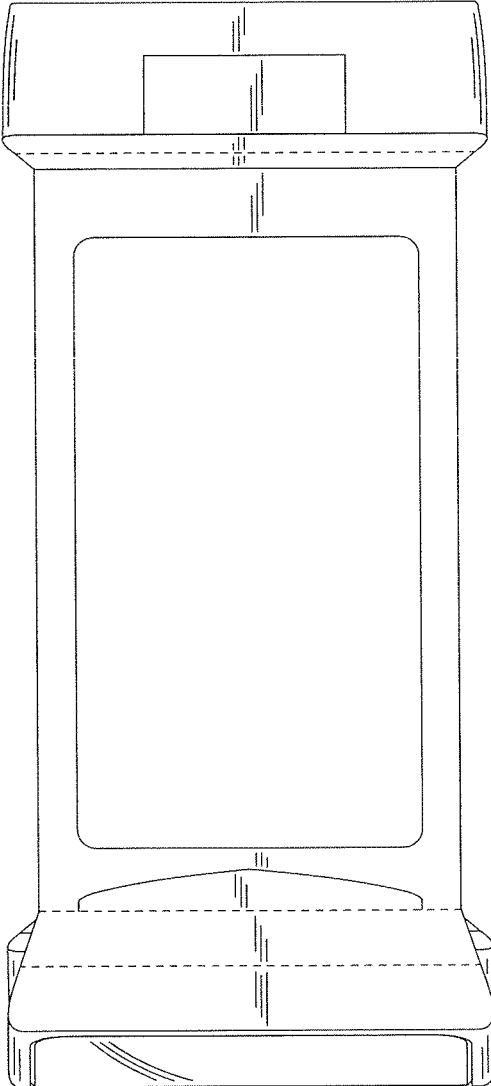




FIG. 7

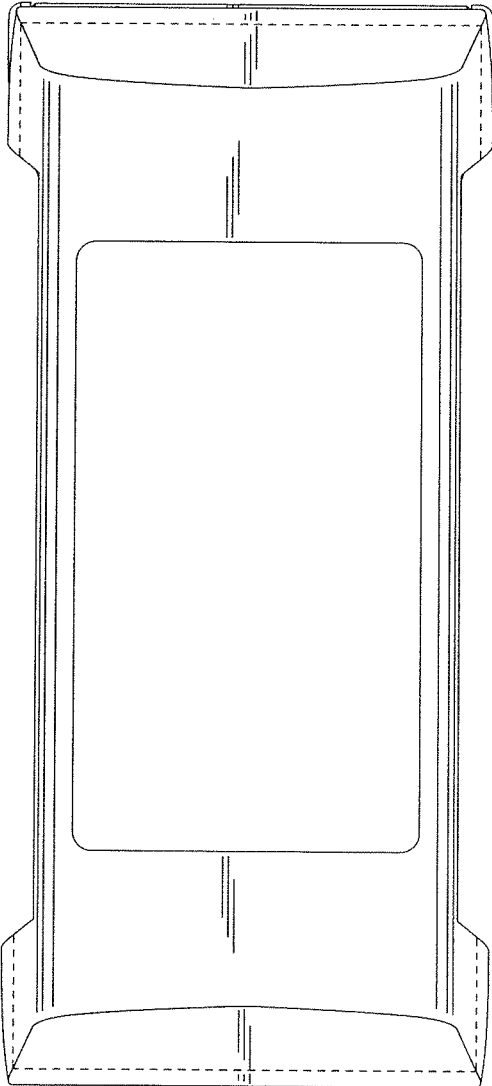


FIG. 8

