



US00D337036S

United States Patent [19]

[11] Patent Number: Des. 337,036

Williams

[45] Date of Patent: ** Jul. 6, 1993

[54] HANDLE FOR SCISSORS

D. 259,325 9/1981 Okada D8/57

[75] Inventor: David M. Williams, Sheffield, England

FOREIGN PATENT DOCUMENTS

2249577 10/1972 Fed. Rep. of Germany D8/57

[73] Assignee: McPherson's Limited, Melbourne, Australia

Primary Examiner—Bernard Ansher

Assistant Examiner—R. Barkai

Attorney, Agent, or Firm—Trexler, Bushnell, Giangiorgi & Blackstone, Ltd.

[**] Term: 14 Years

[21] Appl. No.: 826,163

[57] CLAIM

The ornamental design for a handle for scissors, as shown and described.

[22] Filed: Jan. 23, 1992

[30] Foreign Application Priority Data

Jul. 24, 1991 [GB] United Kingdom 2016191

[52] U.S. Cl. D8/57

[58] Field of Search D8/57; 30/232-233, 30/254-255, 257, DIG. 5, 355; 7/125, 132, 134-135, 151

DESCRIPTION

FIG. 1 is a left side elevational view of a handle showing our new design, and further showing a coupled scissor blade fragment in phantom illustration; FIG. 2 is a top plan view of the handle in FIG. 1 (omitting the phantom illustration therefrom); FIG. 3 is a front elevational view thereof; FIG. 4 is a bottom plan view thereof; FIG. 5 is a right side elevational view thereof, and further showing the coupled scissor blade fragment in FIG. 1; and, FIG. 6 is a rear elevational view thereof.

[56] References Cited

U.S. PATENT DOCUMENTS

- D. 236,080 7/1975 Hopcraft D8/57
- D. 247,606 3/1978 Breger D8/57
- D. 248,726 8/1978 Okada D8/57
- D. 249,631 9/1978 Hellmann D8/57

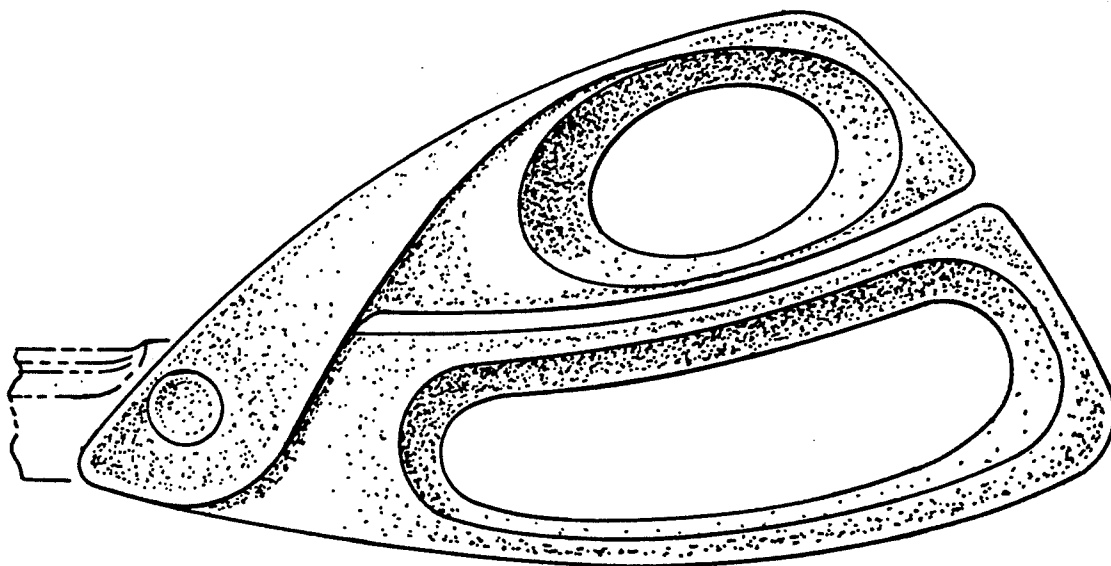


Fig. 2




Fig. 3

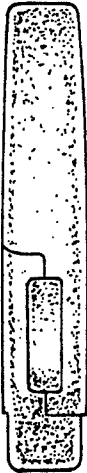


Fig. 1

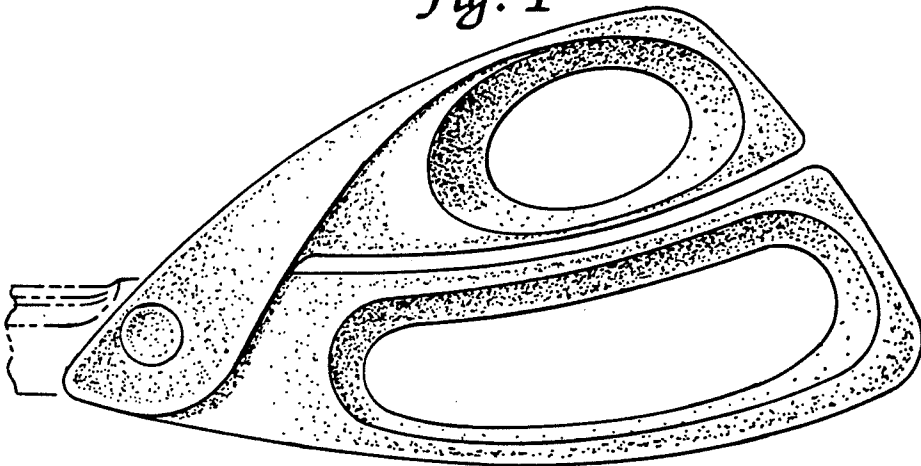


Fig. 4



Fig. 6



Fig. 5

