



US00D533607S

(12) **United States Design Patent**  
**Dossett**

(10) **Patent No.:** **US D533,607 S**

(45) **Date of Patent:** **\*\* Dec. 12, 2006**

(54) **DECORATIVE DOLL**

D404,770 S \* 1/1999 Meade et al. .... D2/976

(76) Inventor: **Jennifer D. Dossett**, 6101 Oxford Pl.,  
Frisco, TX (US) 75035

\* cited by examiner

(\*\*) Term: **14 Years**

*Primary Examiner*—Sandra L. Morris  
(74) *Attorney, Agent, or Firm*—Michael A. O’Neil

(21) Appl. No.: **29/233,938**

(57) **CLAIM**

(22) Filed: **Jul. 12, 2005**

The ornamental design for a decorative doll, as shown and described.

(51) **LOC (8) Cl.** ..... **21-01**

**DESCRIPTION**

(52) **U.S. Cl.** ..... **D21/618; D21/659**

FIG. 1 is a front perspective view of the decorative doll, the items shown in broken lines are depicted for illustrative purposes only, and form no part of the claimed design;

(58) **Field of Classification Search** ..... D3/211;  
36/136; 446/26–28, 72, 97–98, 369; D21/576–579,  
D21/584–588, 604, 606, 611, 617–618, 650,  
D21/656, 659; D2/976; D11/158; D6/598  
See application file for complete search history.

FIG. 2 is a front view of the decorative doll shown in FIG. 1;

(56) **References Cited**

FIG. 3 is a right side view of the decorative doll shown in FIG. 1, the left side of the decorative doll shown in FIG. 1 being a mirror image of the right side;

**U.S. PATENT DOCUMENTS**

- D140,041 S \* 1/1945 Moore et al. .... D2/976
- D174,617 S \* 5/1955 Dodge ..... D2/976
- D284,685 S \* 7/1986 Fabricant ..... D21/618
- D305,926 S \* 2/1990 Butler ..... D21/618
- 5,781,934 A \* 7/1998 Pauley, Jr. .... 446/27

FIG. 4 is a back view of the decorative doll shown in FIG. 1;

FIG. 5 is a top view of the decorative doll shown in FIG. 1; and,

FIG. 6 is a bottom view of the decorative doll shown in FIG. 1.

**1 Claim, 3 Drawing Sheets**





FIG. 1

FIG. 2




FIG. 3

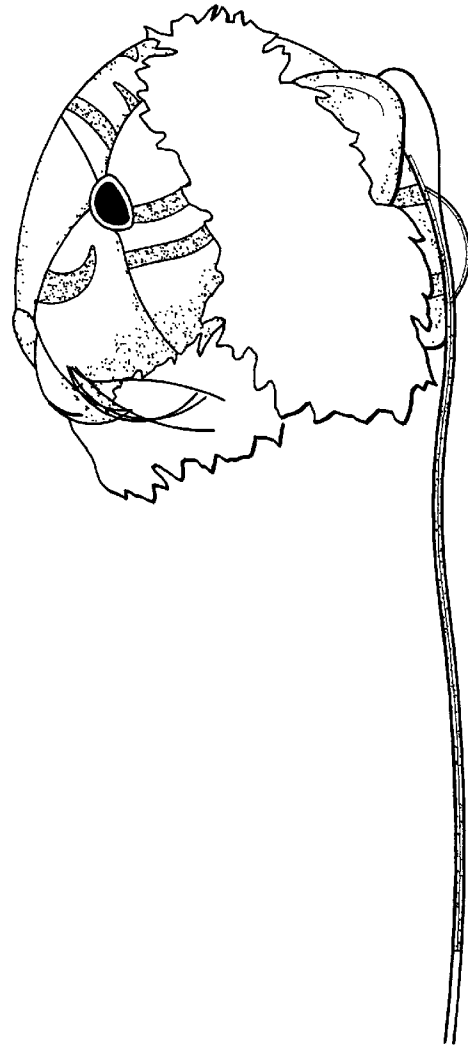


FIG. 4

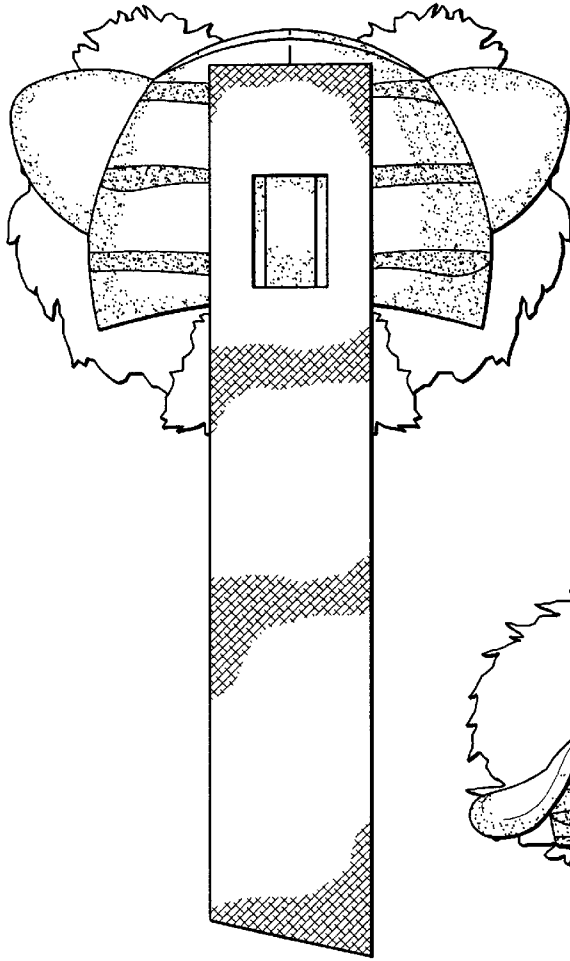


FIG. 5

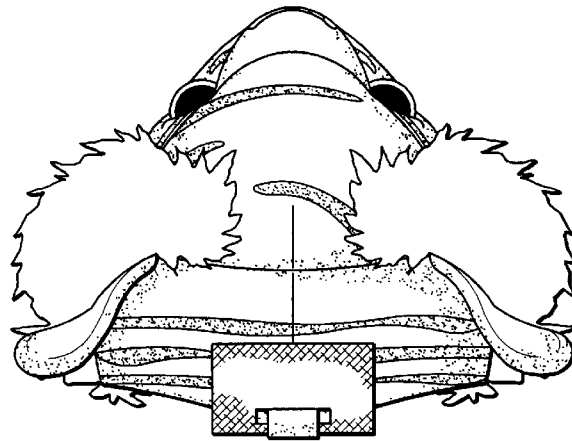


FIG. 6

