

(19) World Intellectual Property
Organization
International Bureau



(43) International Publication Date
13 January 2005 (13.01.2005)

PCT

(10) International Publication Number
WO 2005/003947 A2

- (51) International Patent Classification⁷: **G06F 3/033**
- (21) International Application Number:
PCT/IB2004/000092
- (22) International Filing Date: 14 January 2004 (14.01.2004)
- (25) Filing Language: English
- (26) Publication Language: English
- (30) Priority Data:
10/615,474 7 July 2003 (07.07.2003) US
- (71) Applicant (for all designated States except US): **SONY ERICSSON MOBILE COMMUNICATIONS AB** [SE/SE]; Nya Vattentornet, S-221 88 Lund (SE).
- (72) Inventors; and
(75) Inventors/Applicants (for US only): **HICKEY, Kurt, M.** [US/US]; 4010 Cole Mill Road, Durham, NC 27712 (US). **ECKHOLM, Hans, F.** [US/US]; 1409 Mardecai Drive, Raleigh, NC 27604 (US).
- (74) Agent: **MYERS BIGEL SIBLEY & SAJOVEC, P.A.;** P.O. Box 37428, Raleigh NC 27627 (US).
- (81) Designated States (unless otherwise indicated, for every kind of national protection available): AE, AG, AL, AM, AT, AU, AZ, BA, BB, BG, BR, BW, BY, BZ, CA, CH, CN, CO, CR, CU, CZ, DE, DK, DM, DZ, EC, EE, EG, ES, FI, GB, GD, GE, GH, GM, HR, HU, ID, IL, IN, IS, JP, KE, KG, KP, KR, KZ, LC, LK, LR, LS, LT, LU, LV, MA, MD, MG, MK, MN, MW, MX, MZ, NA, NI, NO, NZ, OM, PG, PH, PL, PT, RO, RU, SC, SD, SE, SG, SK, SL, SY, TJ, TM, TN, TR, TT, TZ, UA, UG, US, UZ, VC, VN, YU, ZA, ZM, ZW.
- (84) Designated States (unless otherwise indicated, for every kind of regional protection available): ARIPO (BW, GH, GM, KE, LS, MW, MZ, SD, SL, SZ, TZ, UG, ZM, ZW), Eurasian (AM, AZ, BY, KG, KZ, MD, RU, TJ, TM), European (AT, BE, BG, CH, CY, CZ, DE, DK, EE, ES, FI, FR, GB, GR, HU, IE, IT, LU, MC, NL, PT, RO, SE, SI, SK, TR), OAPI (BF, BJ, CF, CG, CI, CM, GA, GN, GQ, GW, ML, MR, NE, SN, TD, TG).
- Published:**
— without international search report and to be republished upon receipt of that report
- For two-letter codes and other abbreviations, refer to the "Guidance Notes on Codes and Abbreviations" appearing at the beginning of each regular issue of the PCT Gazette.*



WO 2005/003947 A2

(54) Title: MOBILE COMPUTING DEVICES HAVING ROTATIONALLY EXPOSED USER INTERFACE DEVICES

(57) Abstract: A mobile computing device includes a first housing that is rotationally coupled to a second housing, computing circuitry within the first housing and a display that is at least partially disposed within the first housing. The display is configured to visually display information from the computing circuitry to a user. A first user interface device and a second user interface device are at least partially disposed within the second housing. The second housing is configured to be rotated relative to the first housing between a closed position in which the first and second user interface devices are at least partially covered by the first housing, and a deployed position in which the first and second user interface devices are at least partially uncovered on opposite lateral sides of the first housing.

MOBILE COMPUTING DEVICES HAVING ROTATIONALLY EXPOSED USER INTERFACE DEVICES

BACKGROUND OF THE INVENTION

1. Technical Field

The present invention relates to mobile computing devices and more particularly, to mobile computing devices having movable user interface devices.

5 2. Description of the Related Art

The ability to integrate an increasing amount of functionality into a smaller electronics sometimes doesn't result in a smaller product size. Instead, the size of the product may be limited by its user interface and a need to provide an efficient aesthetic interface for a user to access and use the product functionality. For
10 example, wireless mobile terminals sometimes provide a limited number of keys that can be comfortably manipulated with fingers, and which can have different functional purposes depending upon different functional modes of the terminal. As more functionality, such as games, internet, video, and music, is integrated into mobile terminals, the user interface may need to provide more keys, controls, or
15 other interface devices having increased multi-functional capabilities. However, providing more keys or controls may not be acceptable due to a desire for the product to have small size and/or a desire to reduce the complexity of the interface to a user.

20

SUMMARY OF THE INVENTION

Embodiments of the present invention provide a mobile computing device that includes a first housing that is rotationally coupled to a second housing. Computing circuitry is within the first housing and a display is at least partially disposed within the first housing. The display is configured to visually display
25 information from the computing circuitry to a user. A first user interface device and a second user interface device are at least partially disposed within the second housing. The second housing is configured to be rotated relative to the first housing between a closed position, in which the first and second user interface devices are at least partially covered by the first housing, and a deployed position,

in which the first and second user interface devices are at least partially uncovered on opposite lateral sides of the first housing.

In other embodiments of the present invention, at least one of the user interface devices is enabled when the second housing is in the deployed position and is disabled when the second housing is in the closed position. In still other
5 embodiments, the computing circuitry is configured to operate in a first mode when the second housing is in the deployed position and to operate in a second mode when the second housing is in the closed position.

The deployable user interface devices may provide an improved interface
10 for a user, may allow a mobile computing device to be reduced in size, and/or may provide an expanded user interface to support more functionality in a mobile computing device.

BRIEF DESCRIPTION OF THE DRAWINGS

15 **Figure 1** illustrates a mobile computing device in accordance with various embodiments of the present invention.

Figure 2 illustrates deployment of user interface devices in the mobile computing device of Figure 1 in accordance with various embodiments of the present invention.

20 **Figure 3A-B** illustrates a mobile computing device with interchangeable user interface devices in accordance with various embodiments of the present invention.

Figure 4 illustrates a back view of a mobile computing device in accordance with various embodiments of the present invention.

25 **Figure 5** is a block diagram that illustrates a wireless mobile terminal in a wireless communication system in accordance with various embodiments of the present invention.

DETAILED DESCRIPTION

30 While the invention is susceptible to various modifications and alternative forms, specific embodiments thereof are shown by way of example in the drawings and will herein be described in detail. It should be understood, however, that there is no intent to limit the invention to the particular forms disclosed, but on the contrary, the invention is to cover all modifications, equivalents, and

alternatives falling within the spirit and scope of the invention as defined by the claims. Like reference numbers signify like elements throughout the description of the figures. It should be further understood that the terms "comprises" and/or "comprising" when used in this specification is taken to specify the presence of
5 stated features, steps, operations, elements, and/or components, but does not preclude the presence or addition of one or more other features, integers, steps, operations, elements, components, and/or groups thereof.

The present invention may be embodied as circuits and/or computer program products. Accordingly, the present invention may be embodied in
10 hardware and/or in software (including firmware, resident software, micro-code, *etc.*).

The present invention is described herein in the context of mobile computing devices, including mobile terminals, however it will be understood that invention may be embodied in other types of mobile computing devices,
15 including, for example a satellite or cellular radiotelephone with or without a multi-line display; a Personal Communications System (PCS) terminal that may combine a cellular radiotelephone with data processing, facsimile and data communications capabilities; a PDA, a pager, a Web browser, an organizer, a global positioning system (GPS) receiver; a laptop and/or palmtop device; a
20 mobile game device or other mobile device that performs data processing.

Referring now to Figure 1, an exemplary mobile computing device, in accordance with various embodiments of the present invention, includes a main housing 100 and a deployable interface housing 110. The main housing 100 can include a display 120 that is configured to visually display information to a user,
25 and can enclose computing circuitry that is coupled to the display 120 to provide user functionality. The interface housing 110 can include one or more user interface devices including, for example, a speaker, keyboard, and/or a touch sensitive pad (touchpad) that are at least partially disposed within the interface housing 110. As shown in Figure 1, the interface housing 110 includes two user
30 interface devices 130 and 140. The interface devices 130 and 140 may be releasably connected to the interface housing 110. The main housing 100 may also include one or more user interfaces devices in addition to the display 120.

The interface housing 110 is rotationally coupled to the main housing 100 so that it can be rotated relative thereto between a closed position and a deployed

position. Figure 2 illustrates the interface housing 110 in various example stages between the closed position and the deployed position. In the closed position, the interface devices 130 and 140 are at least partially covered by the main housing 100, and in the deployed position, the interface devices 130 and 140 are at least partially uncovered on opposite lateral sides of the main housing 110. As illustrated in Figure 2, for example, an entire front surface of the interface devices 130 and 140 may be covered by the main housing 100 when the interface housing 110 is in the closed position, and/or the entire front surface of the interface devices 130 and 140 may be uncovered when the interface housing 110 is in the deployed position.

Figure 4 illustrates a back view of the mobile computing device with the interface housing 110 rotationally coupled to the main housing 100 by a rotational coupler 400. As will be appreciated, the main housing 100 and the interface housing 110 may be configured so that the interface housing 110 does not extend as shown in Figure 1 symmetrically beyond opposite sides of the main housing 100 when deployed, and may be configured so that the interface housing 110 extends beyond one or both ends of the main housing 100 when the interface housing 100 is in the closed position.

One or both of the interface devices 130 and 140 may be releaseably connected to the interface housing 110. For example, as illustrated in Figure 3A, the interface housing 110 may include latches 300 that each engage a surface of a corresponding interface device 130 and 140 to retain the interface device. Referring to Figure 3B, interface devices may be removed and replaced by other interface devices. For example, a keyboard 310 and touch sensitive pad 320 on the right side of the deployed interface housing 110 may be swapped with a speaker 330 on the left side by, for example, manipulating the latches 300. The interface devices 130 and 140 may both be speakers, which may provide improved stereo sound to a user due to their spatial separation. The interface devices 130 and 140 may be user input devices, such as a keyboard or touch sensitive pad, which may be simultaneously manipulated by both hands of a user during, for example, gaming and/or data input.

Figure 5 is a functional block diagram that shows a mobile computing device that is a mobile terminal 500 that may be used in a wireless communication system. The mobile terminal 500 includes a main housing 502 and an interface

housing 504. The mobile terminal 500 may further include computing circuitry 504, a memory 506, a transceiver 508, a keyboard/keypad 510, a display 512, a speaker 514, and/or a microphone 516 that are at least partially disposed within the main housing 502. The mobile terminal 500 may further include a
5 keyboard/keypad 518, a display 520, a speaker 522, and/or a microphone 524 that are at least partially disposed within the interface housing 504.

The memory 506 may include one or more erasable programmable read-only memories (EPROM or Flash EPROM), battery backed random access memory (RAM), magnetic, optical, or other digital storage device, and may be
10 separate from, or at least partially within, the computing circuitry 504. The transceiver 508 typically includes both a transmitter and a receiver to allow two way communications, but the present invention is not limited to such devices and, as used herein, a "transceiver" may include both a receiver and a transmitter or only one such communication circuit. The mobile terminal 500 may, thereby,
15 communicate with a wireless communications network 530 using radio frequency signals. The radio frequency signals may be communicated through an antenna 526 over at least one communication channel 540 with the wireless communications network 530. The antenna 526 may be connected to, or at least partially enclosed within, the main housing 502, for example as shown in Figure
20 5, and/or may be at least partially enclosed within the interface housing 504.

The computing circuitry 504 may support various communication and application related functions of the mobile terminal 500 that may be defined by software in the memory 506. Operating according to the software, the computing circuitry 504 formats communication signals for transmission over the
25 communication channel 540 according to a wireless communication protocol. The wireless communication protocol may include operations for establishing the communication channel 540 as a communication connection with the wireless network 530, maintaining the communication connection, formatting voice (speech) signals from the microphones 516 and/or 524 to digital communication
30 signals that are suitable for transmission over the communication channel 540 (i.e., voice coding), and/or formatting voice signals that are received over the communication channel 540 to a form suitable for output by the speakers 514 and/or 522 (i.e., voice decoding). The formatted communication signals may include both traffic (voice and/or data) and control signals (e.g., paging

signals/messages for incoming calls). Examples of wireless communication protocols that the mobile terminal 500 may provide include ANSI-136, GSM, code division multiple access (CDMA), wideband-CDMA, CDMA2000, Enhanced Data rates for GSM Evolution (EDGE), Universal Mobile
5 Telecommunications System (UMTS), Bluetooth, and wireless local area network (WLAN) protocols, including IEEE 802.11b, and the like. These and other wireless communication protocols are well known to those of skill in the art and will not be further described herein.

The computing circuitry 504 and software in the memory 506 may also
10 provide application related functions that may include providing games to a user, playing music (e.g., mp3 or other encoded music that may be received from the wireless network 530 or otherwise provided in, for example, the memory 506), generating / sending / receiving short message service messages, emails, data, digital pictures, and/or video. The computing circuitry 504 may also be
15 configured to operate in alternative modes, such as, for example, a wireless communication mode in which the mobile terminal 500 may communicate with the wireless network 530 and a game mode, in which the mobile terminal 500 provides games to a user. Other modes may include a voice communication mode, an internet communication mode, and a music mode. The alternative
20 modes may be mutually exclusive such, for example, only one mode at a time is allowed. The processing capability of the computing circuitry 504 may be reduced by making the modes mutually exclusive.

The mobile terminal 500 may further include a switch 528 that may be used to provide an indication of the position of the main housing 502 relative to
25 the interface housing 504. For example, the switch 528 may sense when the interface housing 504 is in the closed position and/or when it is in the deployed position, and/or it may indicate when the housings 502 and 504 are in a position therebetween. The computing circuitry 504 may then be configured to selectably enable (i.e. use) or disable (i.e. not use) one or more of the user interfaces 518,
30 520, 522, and 524 and/or may switch modes based on the indication from the switch 528. For example, when the interface housing 504 is in a closed position, the mobile terminal 500 may be in the wireless communication mode, and when the second interface housing 504 is rotated to a deployed position, the mobile

terminal 500 may automatically provide the game mode, voice communication mode, internet communication mode, and/or the music mode.

The user interfaces 518, 520, 522, 524, 510, 512, 514, and/or 516 in the housings 502 and 504 may be enabled and/or disabled based on the relative
5 positions of the housings 502 and 504, as may be sensed, for example, by the switch 528. For example, when the interface housing 504 is in a closed position, where the user interfaces 518, 520, 522, and/or 524 may be at least partially covered by the main housing 502, one or more of the user interfaces may be disabled from use. Similarly, for example, when the interface housing 504 is in a
10 deployed position, such that the user interfaces 518, 520, 522, and/or 524 may be at least partially uncovered from the main housing 502, one or more of the user interfaces may be enabled for use.

In the drawings and specification, there have been disclosed typical embodiments of the invention and, although specific terms are employed, they are
15 used in a generic and descriptive sense only and not for purposes of limitation, the scope of the invention being set forth in the following claims.

THAT WHICH IS CLAIMED:

1. A mobile computing device comprising:
 - a first housing;
 - 5 computing circuitry within the first housing;
 - a display that is configured to visually display information from the computing circuitry to a user, wherein the display is at least partially disposed within the first housing;
 - a second housing that is rotationally coupled to the first housing;
 - 10 a first user interface device that is at least partially disposed within the second housing; and
 - a second user interface device that is at least partially disposed within the second housing, and wherein the second housing is configured to be rotated relative to the first housing between a closed position in which the first and second
 - 15 user interface devices are at least partially covered by the first housing and a deployed position in which the first and second user interface devices are at least partially uncovered on opposite lateral sides of the first housing.
2. The mobile computing device of Claim 1, wherein the first housing
- 20 is configured to cover an entire front surface of at least one of the first and second user interface devices in the closed position.
3. The mobile computing device of Claim 2, wherein at least one of the first and second user interface devices are completely uncovered when the
- 25 second housing is rotated to the deployed position.
4. The mobile computing device of Claim 1, wherein at least one of the first and second user interface devices is a speaker that is configured to output audio signals from the computing circuitry.
- 30
5. The mobile computing device of Claim 1, wherein at least one of the first and second user interface devices is a user input device that is configured to provide user input data to the computing circuitry.

6. The mobile computing device of Claim 5, wherein the user input device is a keyboard.

7. The mobile computing device of Claim 5, wherein the user input
5 device is a touch sensitive pad.

8. The mobile computing device of Claim 1, wherein at least one of
the first and second user interface devices is a speaker that is enabled in the
deployed position and disabled in the closed position.
10

9. The mobile computing device of Claim 1, wherein at least one of
the first and second user interface devices is a user input device that is enabled in
the deployed position and is disabled in the closed position.

10. The mobile computing device of Claim 1, wherein the computing
circuitry is configured to format information from at least one of the first and
second user interface devices according to a wireless communication protocol for
transmission to a remote communications device.
15

11. The mobile computing device of Claim 10, wherein the display is
configured to display information from the computing circuitry for establishing a
wireless connection with a remote wireless communications device.
20

12. The mobile computing device of Claim 10, wherein the computing
circuitry is further configured to operate in a wireless communication mode and a
game mode, and is further configured to switch between the wireless
communication mode and the game mode based on rotation of the first housing
relative to the second housing.
25

13. The mobile computing device of Claim 10, wherein the computing
circuitry is further configured to operate in a voice communication mode and an
internet communication mode, and is further configured to switch between the
voice communication mode and the internet communication mode based on
rotation of the first housing relative to the second housing.
30

14. The mobile computing device of Claim 10, wherein the computing circuitry is further configured to operate in a voice communication mode and an internet mode, and is further configured to switch between the voice
5 communication mode and the internet mode based on rotation of the first housing relative to the second housing.

15. The mobile computing device of Claim 10, further comprising a speaker in the first housing, and wherein at least one of the first and second user
10 interface devices in the second housing is a speaker, and wherein the computing circuitry is further configured to operate in a voice communication mode and a music mode in which music data from a wireless communication interface with a remote wireless communications device is selectively provided to the speaker in
15 the first housing when the second housing is in the closed position and to provide the decoded music data to the speaker in the second housing when the second housing is in the deployed position.

16. The mobile computing device of Claim 1, wherein at least one of the first and second user interface devices is releaseably connected to the second
20 housing.

17. A mobile computing device comprising:
a first housing;
computing circuitry within the first housing;
25 a display that is configured to visually display information from the computing circuitry to a user, wherein the display is at least partially disposed within the first housing;
a second housing that is rotationally coupled to the first housing;
a first user interface device that is at least partially disposed within the
30 second housing; and
a second user interface device that is at least partially disposed within the second housing, wherein the second housing is configured to be rotated relative to the first housing between a closed position and a deployed position, and wherein at least one of the first and second user interface devices is enabled when the

second housing is in the deployed position and is disabled when the second housing is in the closed position.

18. A mobile computing device comprising:
- 5 a first housing;
- computing circuitry within the first housing and configured to operate in a first mode and an alternative second mode;
- a display that is configured to visually display information from the computing circuitry to a user, wherein the display is at least partially disposed
- 10 within the first housing;
- a second housing that is rotationally coupled to the first housing;
- a first user interface device that is at least partially disposed within the second housing; and
- a second user interface device that is at least partially disposed within the
- 15 second housing, and wherein the second housing is configured to be rotated relative to the first housing between a closed position and a deployed position, and wherein the computing circuitry operates in the first mode when the second housing is in the deployed position and operates in the second mode when the second housing is in the closed position.

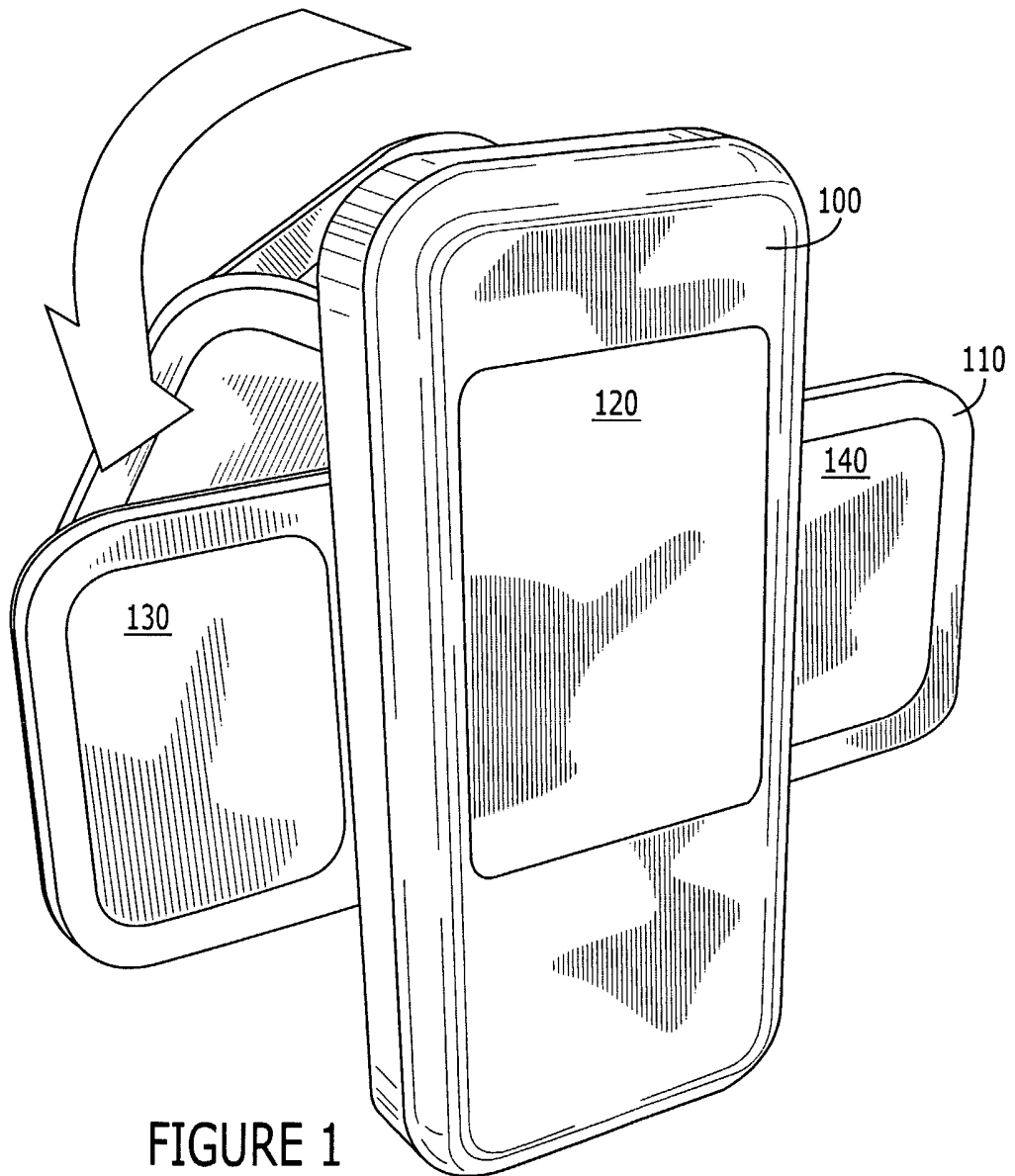


FIGURE 1

2/6

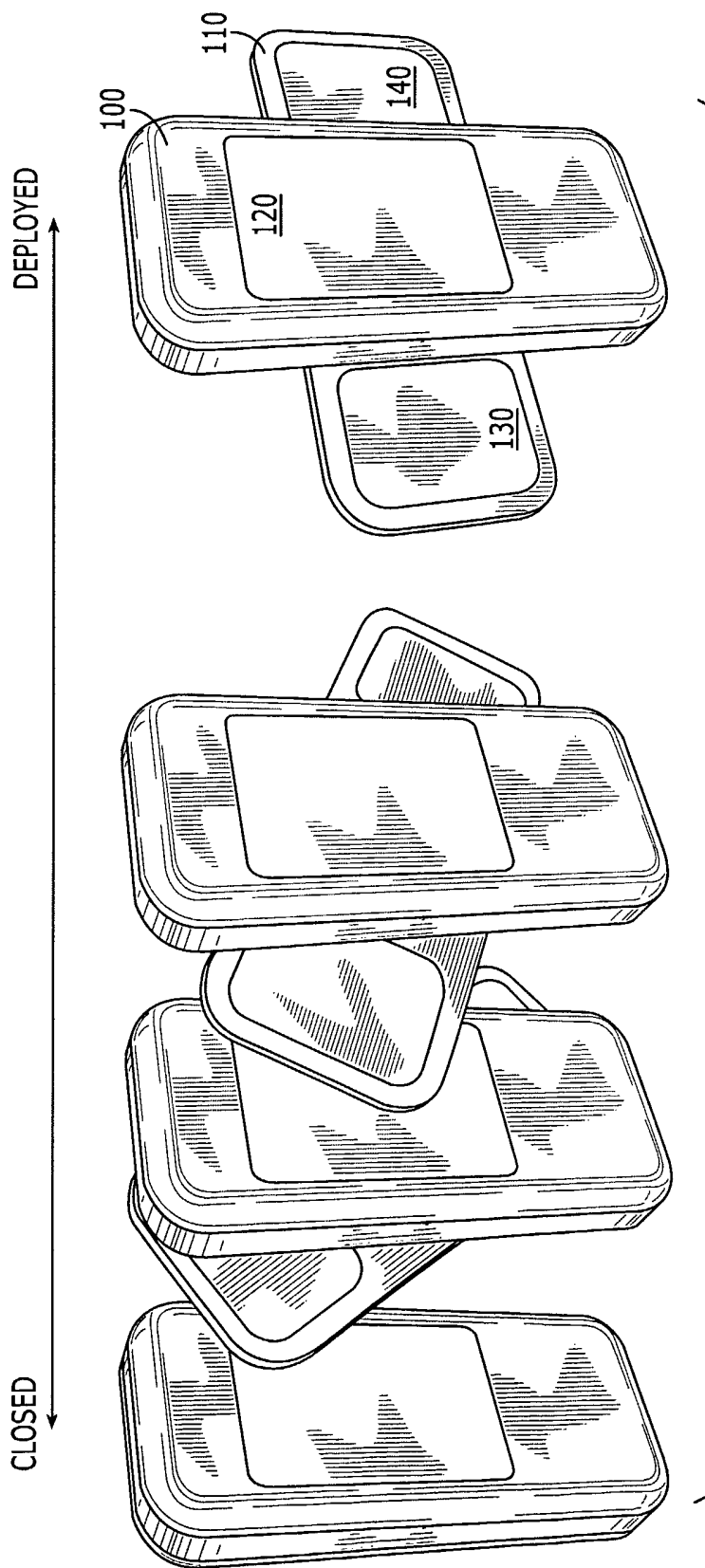


FIGURE 2

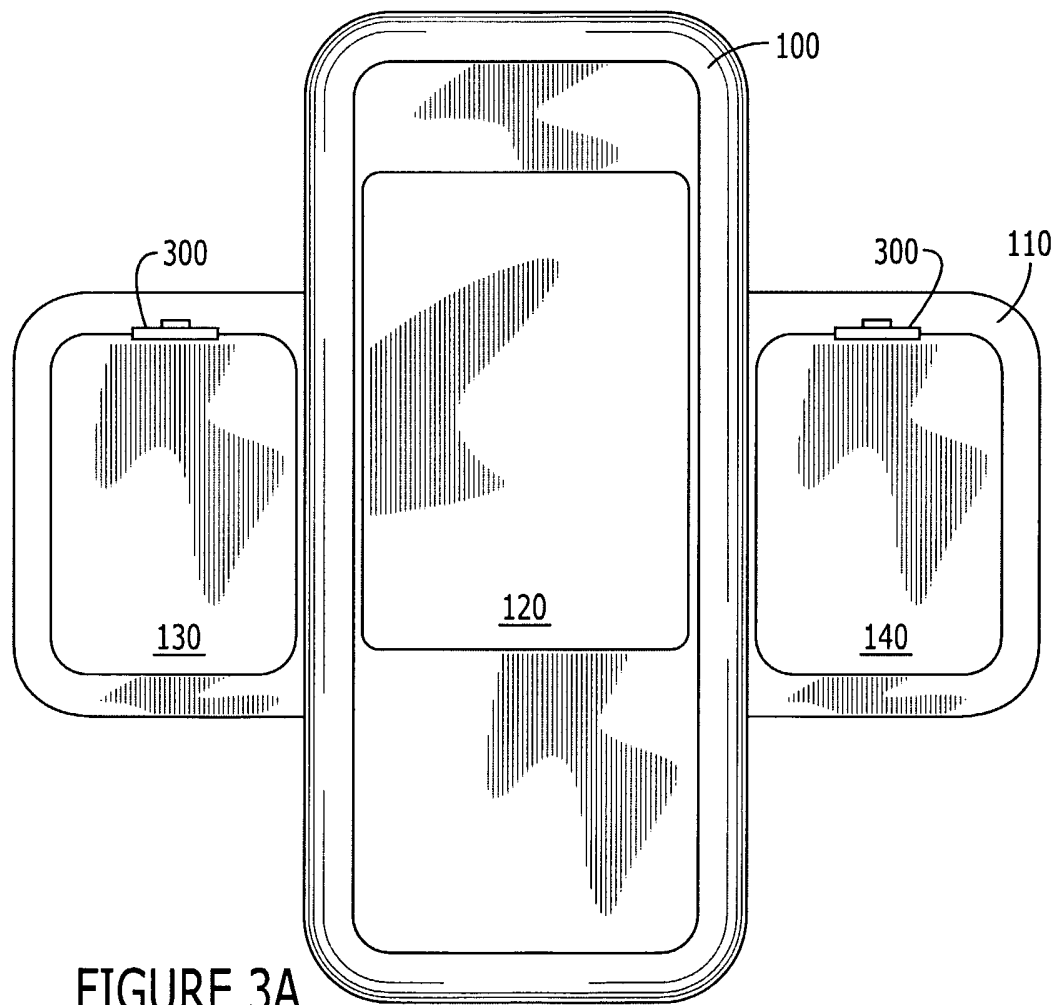


FIGURE 3A

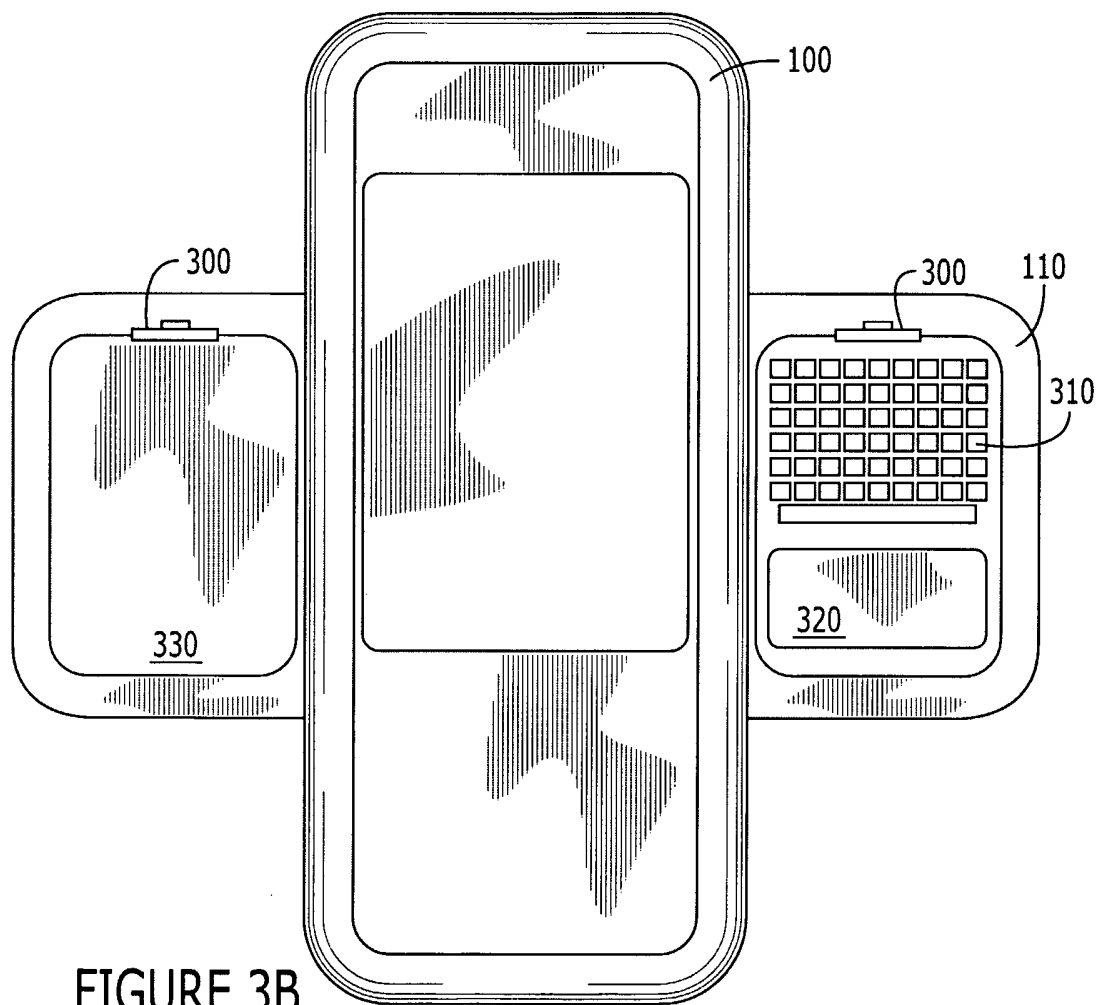


FIGURE 3B

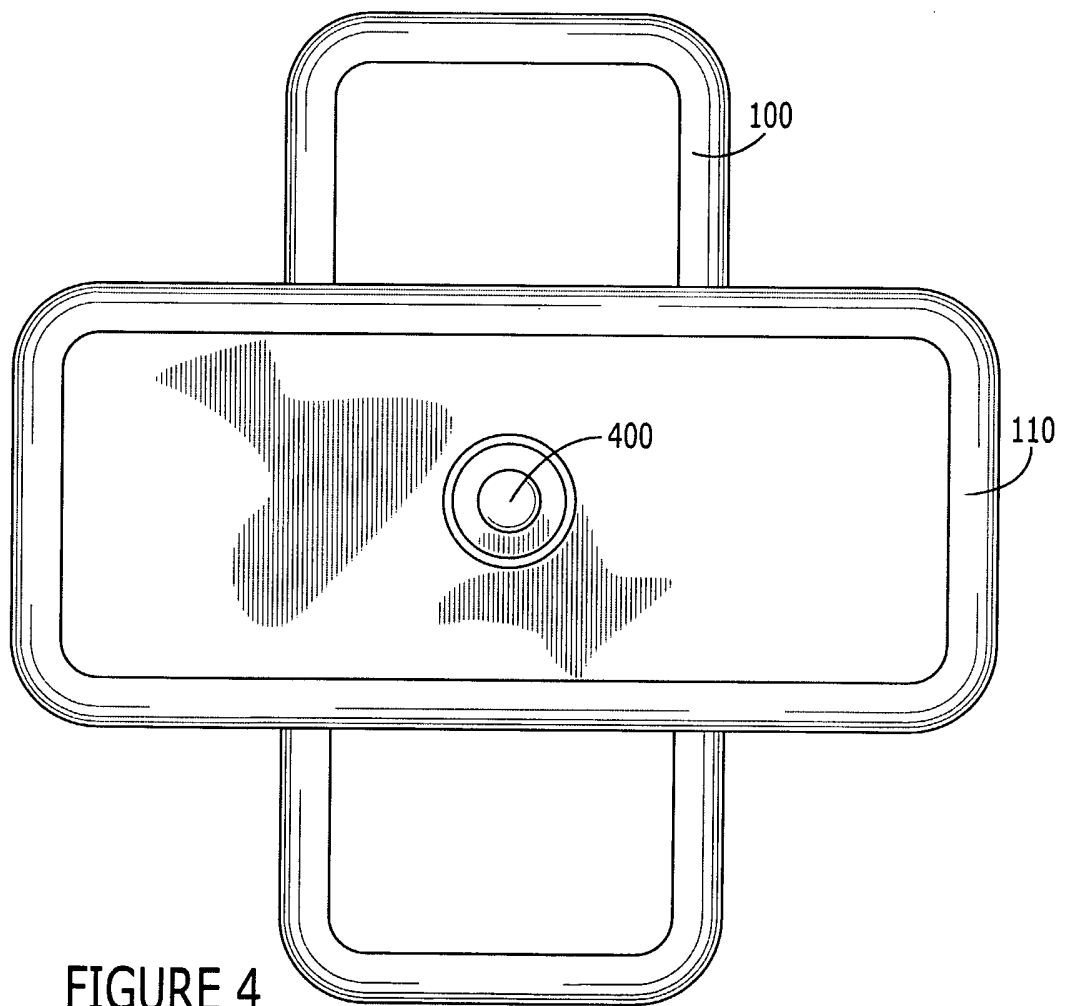


FIGURE 4

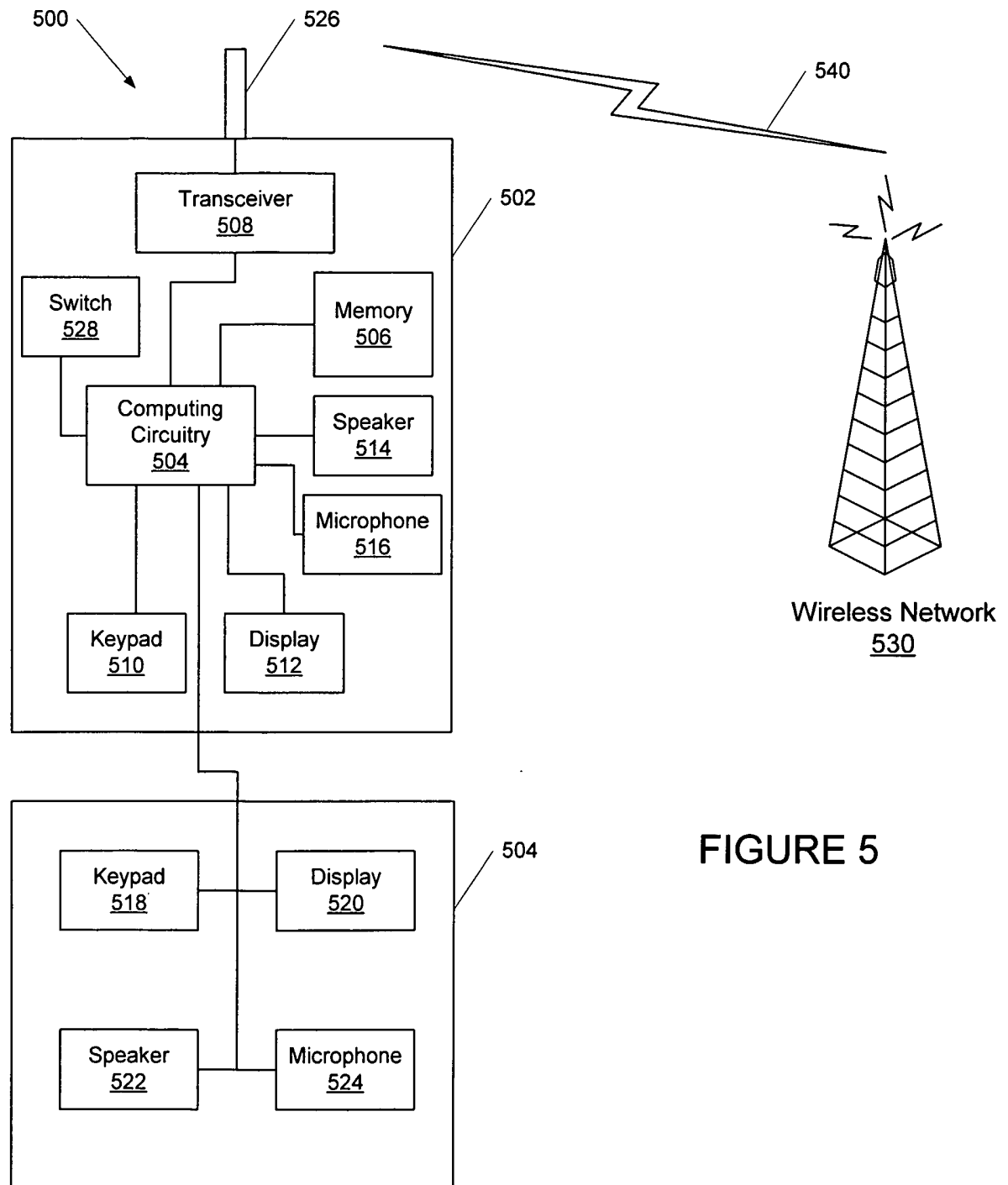


FIGURE 5