US00D328089S

United States Patent [19]

Haneda

[11] Patent Number: Des. 328,089

[45] Date of Patent: ** Jul. 21, 1992

[54] **ELECTRONIC CALCULATOR MULTI-FUNCTION PROGRAMMABLE**

[75] Inventor: **Masanori Haneda**, Hamura, Japan

[73] Assignee: **Casio Computer Co., Ltd.**, Tokyo, Japan

[**] Term: **14 Years**

[21] Appl. No.: **530,724**

[22] Filed: **May 30, 1990**

[52] U.S. Cl. **D18/2**; D14/100; D18/7

[58] **Field of Search** ..... D18/2, 6, 7; D14/100; 200/5 A; 235/1 D, 1 R, 61 R, 145 R, 375, 379; 340/365, 700; 364/706-710

[56] **References Cited**

U.S. PATENT DOCUMENTS

D. 285,805	9/1986	Yubisui et al.	D18/7
D. 293,688	1/1988	Yubisui et al.	D18/7 X
D. 299,464	1/1989	Shiozawa et al.	D18/7 X
D. 304,930	12/1989	Hongo et al.	D18/7 X
D. 317,781	6/1991	Takahata	D18/7
D. 317,935	7/1991	Sawano	D18/7

Primary Examiner—Nelson C. Holtje
Assistant Examiner—Caron D. Veynar
Attorney, Agent, or Firm—Frishauf, Holtz, Goodman & Woodward

[57] **CLAIM**

The ornamental design for a multi-function programmable electronic calculator, as shown and described.

DESCRIPTION

FIG. **1** is a top plan view of a multi-function programmable electronic calculator showing my new design;
FIG. **2** is a left side elevational view thereof;
FIG. **3** is a right side elevational view thereof;
FIG. **4** is a rear elevational view thereof;
FIG. **5** is a front elevational view thereof;
FIG. **6** is a bottom plan view thereof;
FIG. **7** is a right, front and top perspective view thereof; and,
FIG. **8** is a front, right and top perspective view thereof in the closed condition.



FIG.6

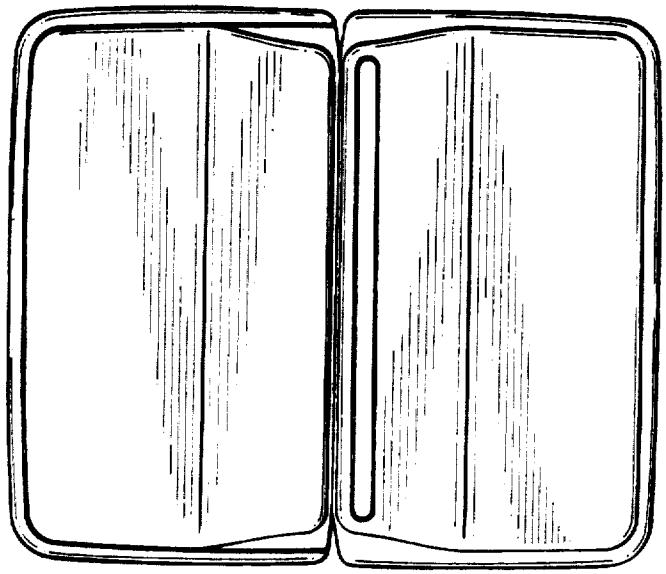

FIG.3



FIG.4



FIG.1

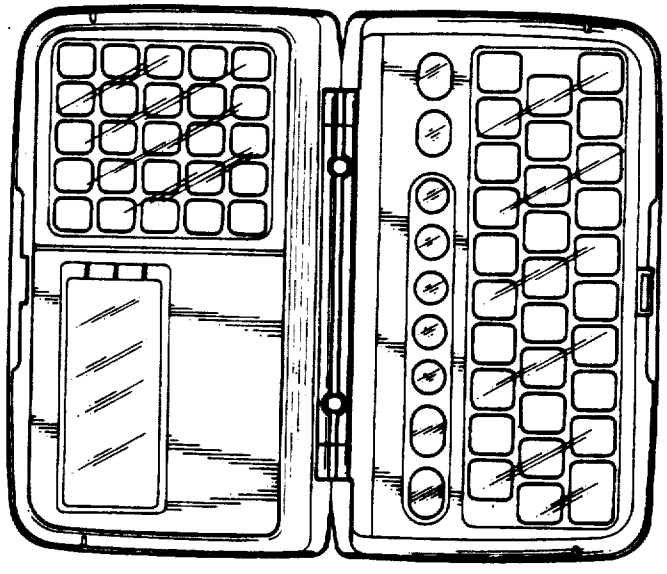

FIG.5



FIG.2



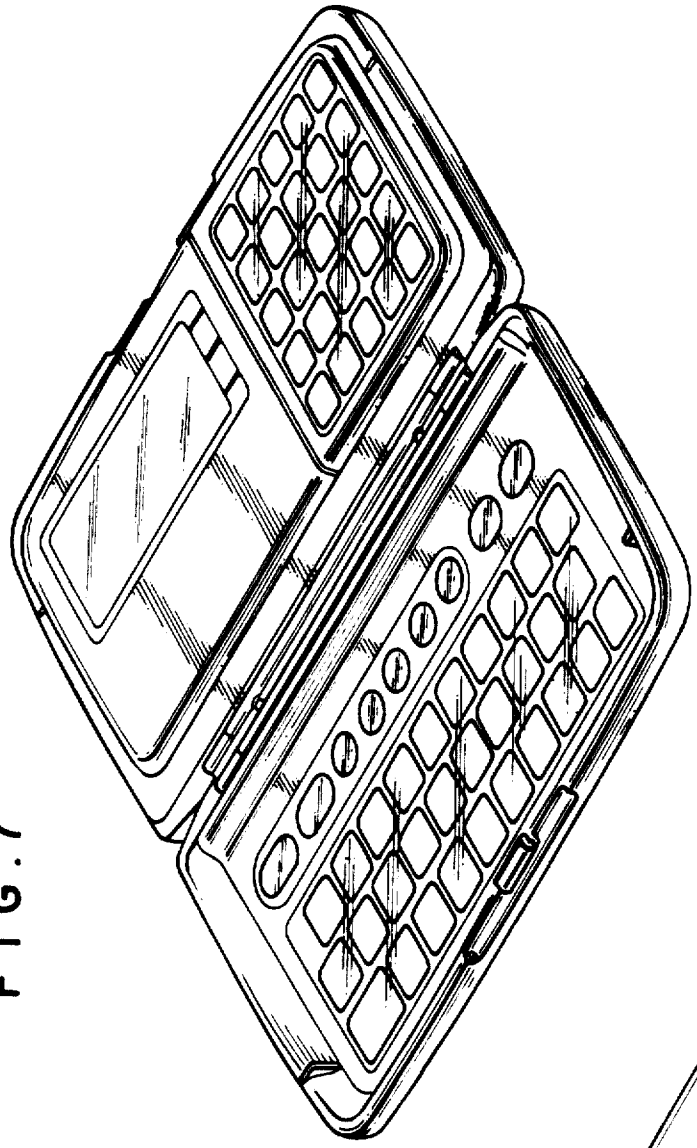

FIG. 7



FIG. 8