



US00D664983S

(12) **United States Design Patent**
Moreau et al.

(10) **Patent No.:** **US D664,983 S**

(45) **Date of Patent:** **** Aug. 7, 2012**

(54) **DISPLAY SCREEN WITH USER INTERFACE**

(75) Inventors: **Samuel Moreau**, Bellevue, WA (US);
Ethan Nelson Ray, Lynnwood, WA
(US); **Britt Hillary Hansing**, Seattle,
WA (US); **Jonathan Eric Gleasman**,
Seattle, WA (US); **Denise Michele**
Trabona, Seattle, WA (US)

(73) Assignee: **Microsoft Corporation**, Redmond, WA
(US)

(**) Term: **14 Years**

(21) Appl. No.: **29/393,017**

(22) Filed: **May 27, 2011**

(51) **LOC (9) Cl.** **14-04**

(52) **U.S. Cl.** **D14/488**

(58) **Field of Classification Search** D14/485-495;
715/204, 246, 700, 702, 704, 715, 716, 718,
715/719, 720, 723, 727, 728, 732, 748, 752,
715/753, 762, 763, 768, 769, 771, 779, 781,
715/783, 784, 785, 786, 787, 788, 792, 793,
715/797, 798, 799, 800, 801, 802, 808, 809,
715/810, 821, 825, 828, 830, 831, 833, 834,
715/835, 837, 838, 841, 846, 847, 863, 864,
715/867, 973, 974, 975, 977

See application file for complete search history.

(56) **References Cited**

U.S. PATENT DOCUMENTS

5,745,116	A *	4/1998	Pisutha-Armond	715/863
D399,837	S *	10/1998	Garguilo	D14/486
D437,859	S *	2/2001	Alvarez et al.	D14/489
D480,092	S *	9/2003	Kreikemeier et al.	D14/486
D529,510	S *	10/2006	Cummins et al.	D14/489
D581,427	S *	11/2008	Kingston et al.	D14/492
D598,468	S *	8/2009	Hirsch et al.	D14/491
D628,589	S *	12/2010	Montgomery	D14/492
D642,195	S *	7/2011	Marks et al.	D14/490
D646,695	S *	10/2011	Hoggarth et al.	D14/488
D647,914	S *	11/2011	Brouwers et al.	D14/486
2003/0206197	A1 *	11/2003	McInerney	345/764
2011/0083103	A1 *	4/2011	Shim et al.	715/810

* cited by examiner

Primary Examiner — Angela J Lee

(74) *Attorney, Agent, or Firm* — Banner & Witcoff, Ltd.

(57) **CLAIM**

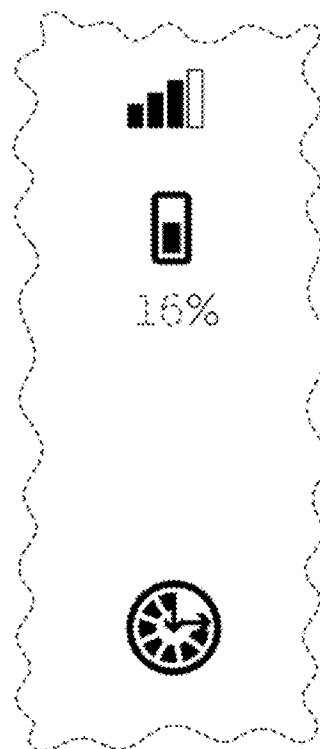
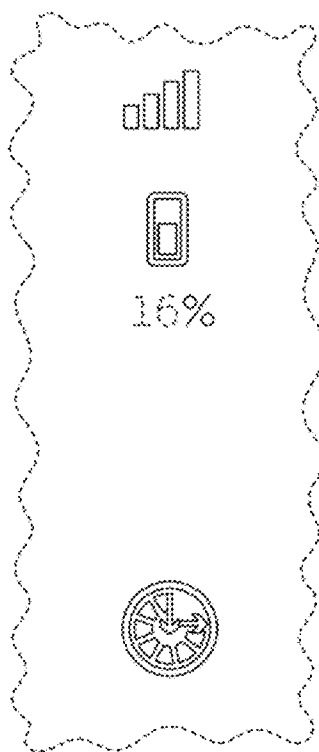
The ornamental design for a display screen with user interface, as shown and described.

DESCRIPTION

FIG. 1 is a front view of a display screen with user interface showing the new design; and, FIG. 2 is a front view of a display screen showing an alternative embodiment thereof.

The broken line showings of the remainder of the user interface and of the display screen are for environmental purposes only and form no part of the claimed design.

1 Claim, 2 Drawing Sheets






FIG. 1




FIG. 2