



US00D720024S

(12) **United States Design Patent**
Rollinson

(10) **Patent No.:** **US D720,024 S**

(45) **Date of Patent:** **** Dec. 23, 2014**

(54) **PUTTER HEAD**

(71) Applicant: **Callaway Golf Company**, Carlsbad, CA (US)

(72) Inventor: **Augustin W. Rollinson**, Carlsbad, CA (US)

(73) Assignee: **Callaway Golf Company**, Carlsbad, CA (US)

(**) Term: **14 Years**

(21) Appl. No.: **29/481,045**

(22) Filed: **Jan. 31, 2014**

(51) **LOC (10) Cl.** **21-02**

(52) **U.S. Cl.**

USPC **D21/736**

(58) **Field of Classification Search**

USPC D21/736-746, 759; 473/324-331, 473/340-341, 251-256

See application file for complete search history.

(56) **References Cited**

U.S. PATENT DOCUMENTS

D396,083 S *	7/1998	Sheets	D21/742
D399,911 S *	10/1998	Nicolette et al.	D21/736
D400,610 S *	11/1998	Cameron et al.	D21/742
D428,457 S *	7/2000	Rollinson et al.	D21/743
D635,625 S *	4/2011	Rollinson	D21/743
D688,339 S *	8/2013	Hilton et al.	D21/736
D688,341 S *	8/2013	Rollinson	D21/746
D688,761 S *	8/2013	Hilton et al.	D21/736
D688,762 S *	8/2013	Hilton et al.	D21/736
D689,574 S *	9/2013	Rollinson	D21/743

D690,378 S *	9/2013	Rollinson	D21/743
D691,225 S *	10/2013	Hilton et al.	D21/736
D691,226 S *	10/2013	Hilton et al.	D21/746
D691,681 S *	10/2013	Hilton et al.	D21/736
2006/0223646 A1 *	10/2006	Rife	473/251

* cited by examiner

Primary Examiner — Mitchell Siegel

(74) *Attorney, Agent, or Firm* — Rebecca Hanovice; Michael A. Catania; Sonia Lari

(57) **CLAIM**

The ornamental design for a putter head, as shown and described.

DESCRIPTION

FIG. 1 is a rear perspective view of a first embodiment of the putter head as claimed herein;

FIG. 2 is a rear view thereof;

FIG. 3 is a front view thereof;

FIG. 4 is a right side view thereof;

FIG. 5 is a left side view thereof;

FIG. 6 is a top plan view thereof;

FIG. 7 is a bottom plan view thereof;

FIG. 8 is a rear perspective view of a second embodiment of the putter head as claimed herein;

FIG. 9 is a rear view thereof;

FIG. 10 is a front view thereof;

FIG. 11 is a right side view thereof;

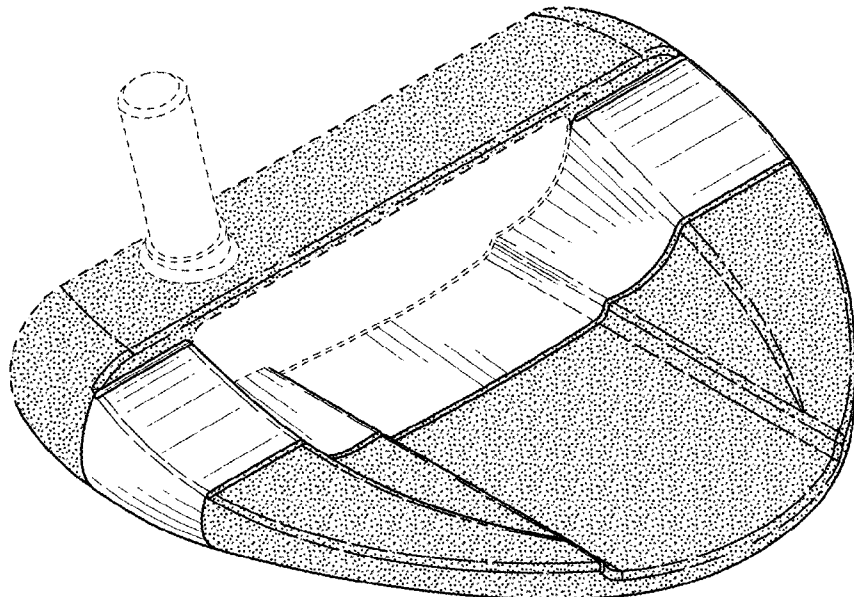
FIG. 12 is a left side view thereof;

FIG. 13 is a top plan view thereof; and,

FIG. 14 is a bottom plan view thereof.

The broken line showing is included for the purpose of illustrating and forms no part of the claimed design.

1 Claim, 8 Drawing Sheets



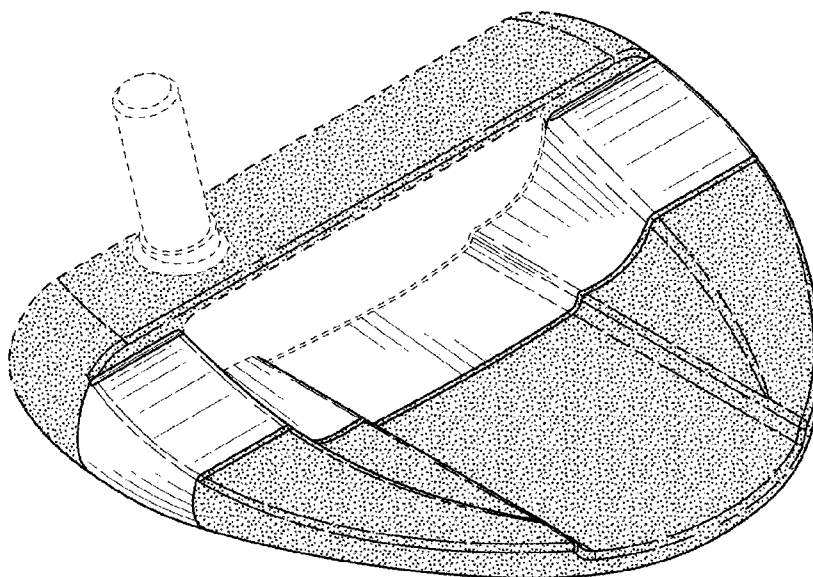


FIG. 1

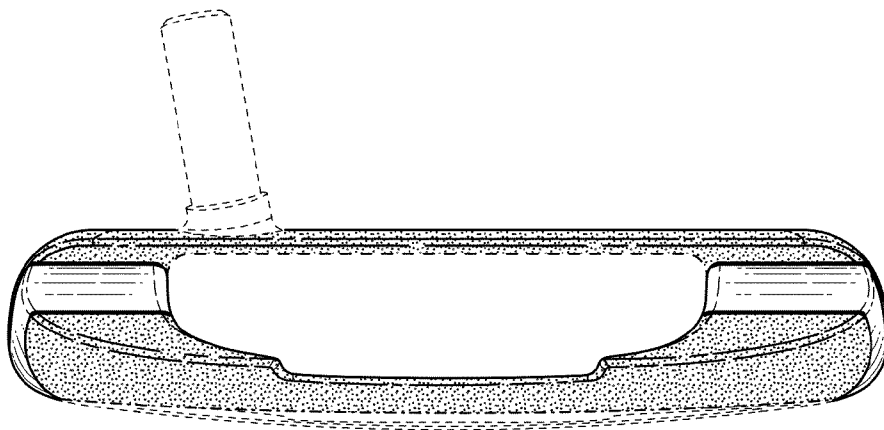


FIG. 2

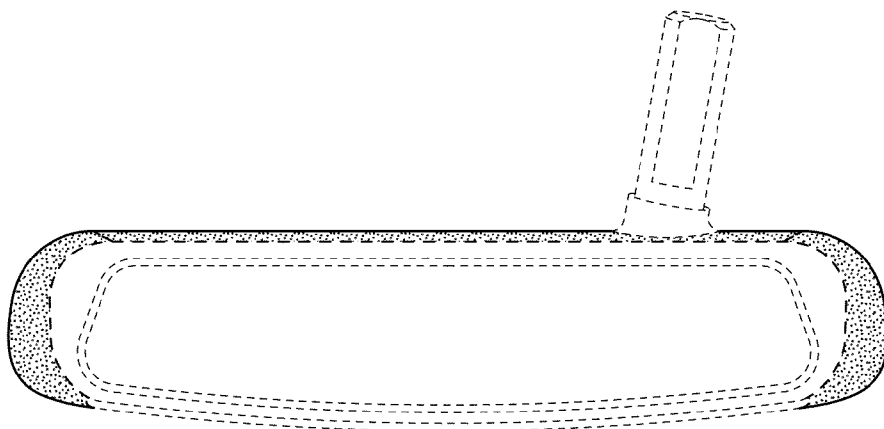


FIG. 3

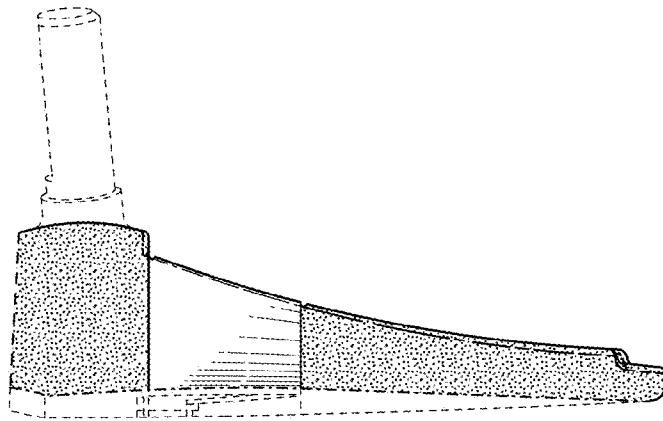


FIG. 4

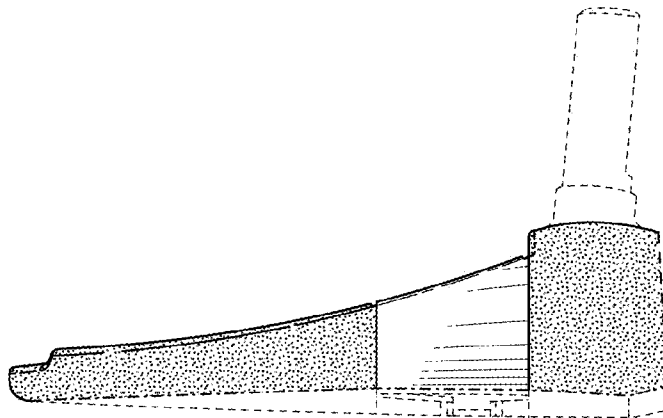


FIG. 5

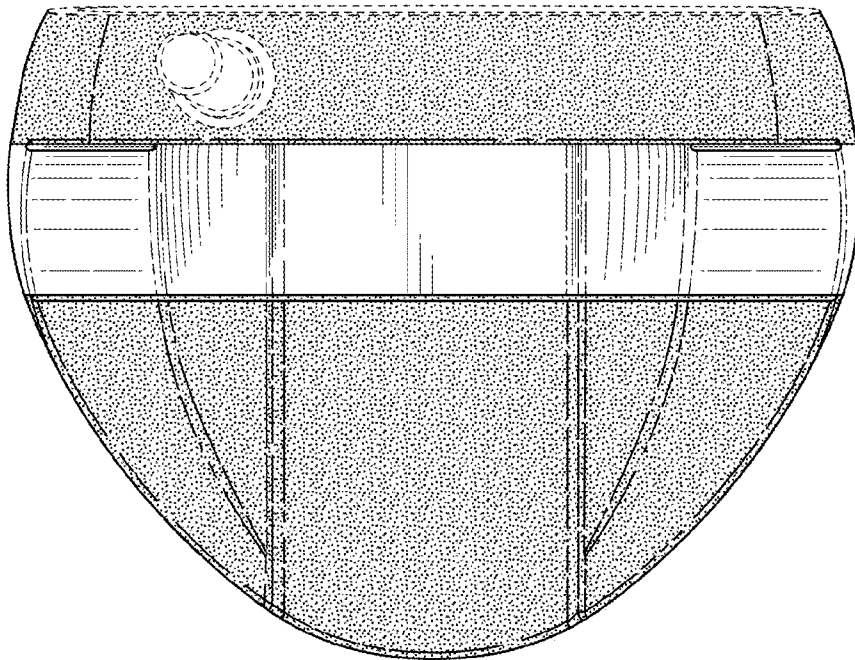


FIG. 6

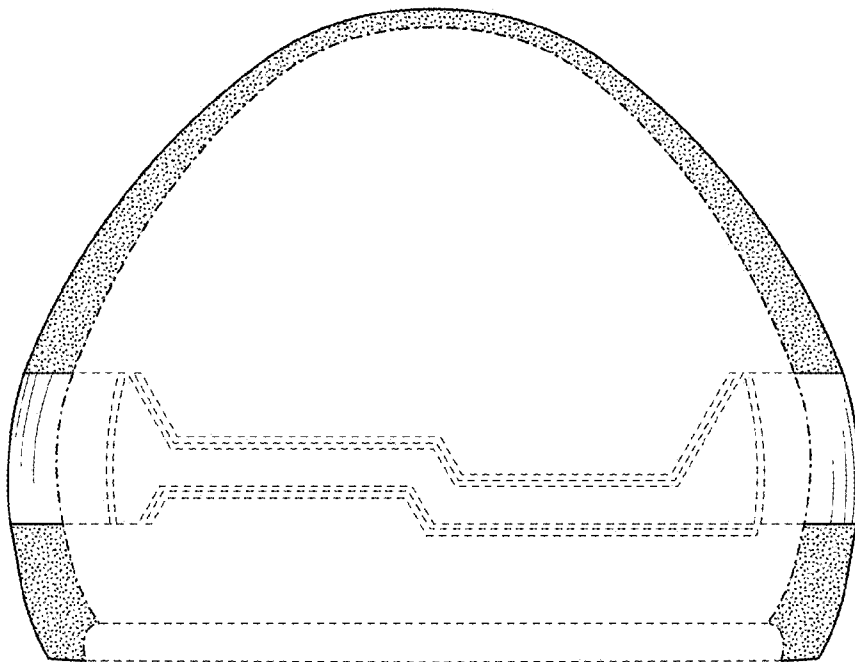


FIG. 7

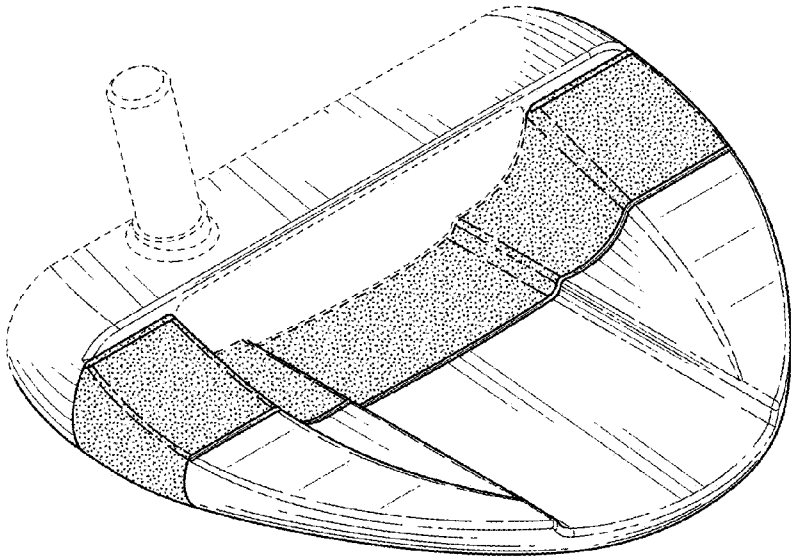


FIG. 8

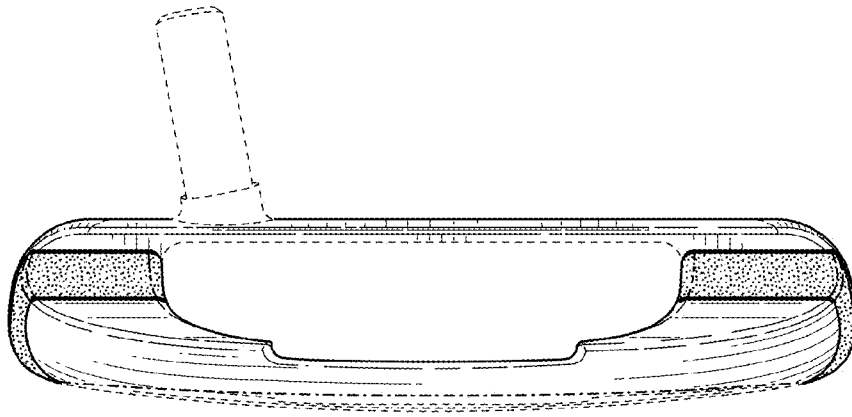


FIG. 9

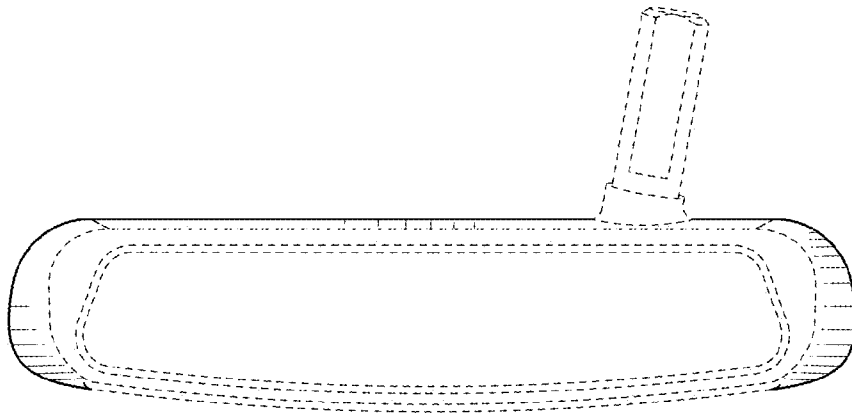


FIG. 10

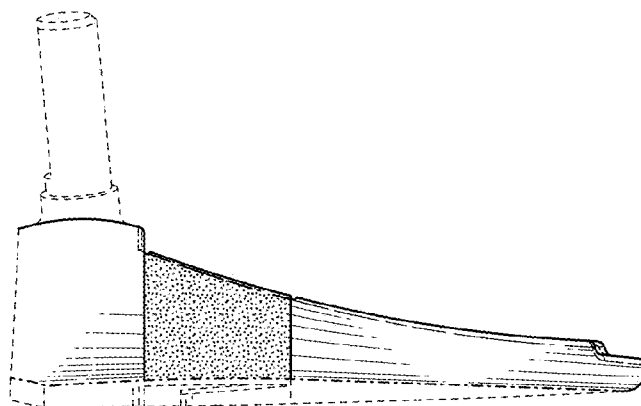


FIG. 11

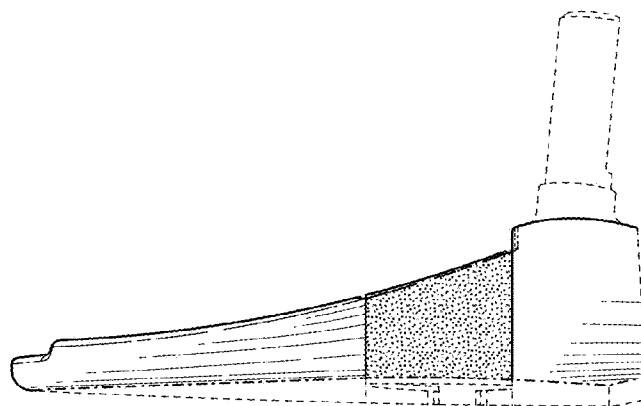


FIG. 12

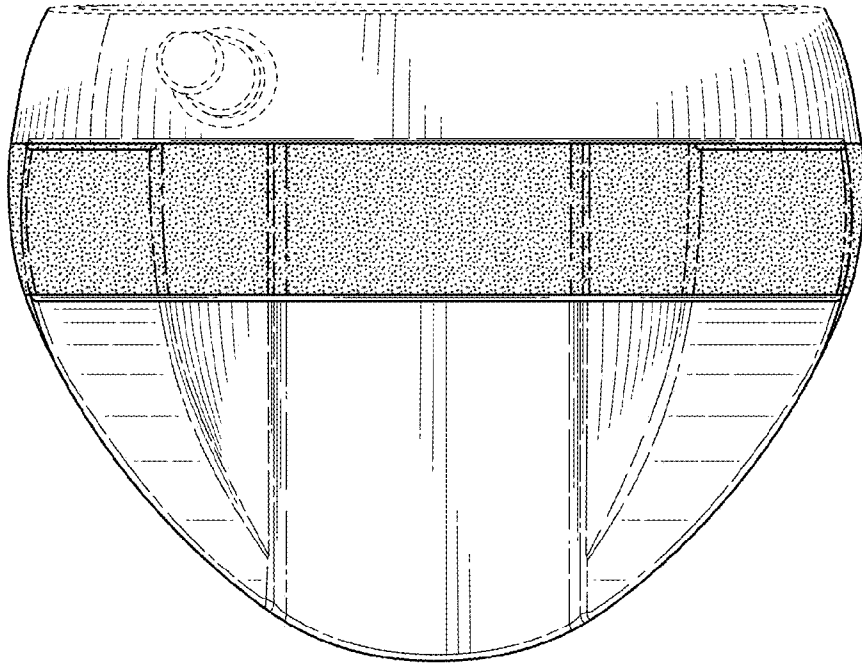


FIG. 13

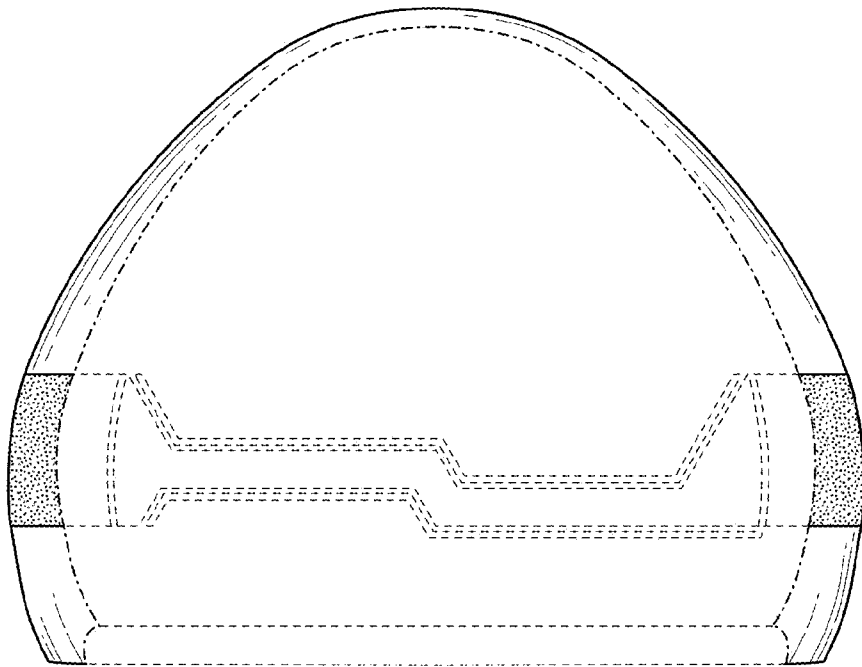


FIG. 14