

(12) STANDARD PATENT
(19) AUSTRALIAN PATENT OFFICE

(11) Application No. **AU 2008322426 C1**

(54) Title
Carboxamide, sulfonamide and amine compounds for metabolic disorders

(51) International Patent Classification(s)
C07D 211/46 (2006.01) **C07D 211/58** (2006.01)
A61K 31/4427 (2006.01) **C07D 401/12** (2006.01)
A61K 31/4523 (2006.01) **C07D 401/14** (2006.01)
A61P 3/00 (2006.01) **C07D 405/14** (2006.01)
A61P 9/00 (2006.01) **C07D 409/14** (2006.01)

(21) Application No: **2008322426** (22) Date of Filing: **2008.11.17**

(87) WIPO No: **WO09/065131**

(30) Priority Data

(31) Number	(32) Date	(33) Country
60/991,189	2007.11.29	US
60/990,558	2007.11.27	US
60/988,721	2007.11.16	US
61/013,924	2007.12.14	US
60/990,554	2007.11.27	US

(43) Publication Date: **2009.05.22**

(44) Accepted Journal Date: **2014.06.05**

(44) Amended Journal Date: **2014.10.23**

(71) Applicant(s)
Rigel Pharmaceuticals, Inc.

(72) Inventor(s)
Xu, Xiang;Darwish, Ihab S.;Thota, Sambaiah;Yu, Jiaxin;Hong, Hui;Singh, Rajinder

(74) Agent / Attorney
Spruson & Ferguson, L 35 St Martins Tower 31 Market St, Sydney, NSW, 2000

(56) Related Art
WO 2005/061442 A1

(19) World Intellectual Property Organization
International Bureau



(43) International Publication Date
22 May 2009 (22.05.2009)

PCT

(10) International Publication Number
WO 2009/065131 A1

(51) International Patent Classification:

C07D 211/46 (2006.01) C07D 409/14 (2006.01)
C07D 211/58 (2006.01) A61K 31/4427 (2006.01)
C07D 401/12 (2006.01) A61K 31/4523 (2006.01)
C07D 401/14 (2006.01) A61P 3/00 (2006.01)
C07D 405/14 (2006.01) A61P 9/00 (2006.01)

Rajinder [US/US]; 1832 Hillman Avenue, Belmont, CA 94002 (US). DARWISH, Ihab, S. [US/US]; 4 Azalea Lane, San Carlos, CA 94070 (US). THOTA, Sambaiah [IN/US]; 4501 Guiso Common, Fremont, CA 94536 (US).

(74) Agent: SUGGS, James, V.; McDonnell Boehnen Hulbert & Berghoff LLP, 300 South Wacker Drive, Suite 3100, Chicago, IL 60606 (US).

(21) International Application Number:

PCT/US2008/083801

(22) International Filing Date:

17 November 2008 (17.11.2008)

(25) Filing Language:

English

(26) Publication Language:

English

(30) Priority Data:

60/988,721 16 November 2007 (16.11.2007) US
60/990,554 27 November 2007 (27.11.2007) US
60/990,558 27 November 2007 (27.11.2007) US
60/991,189 29 November 2007 (29.11.2007) US
61/013,924 14 December 2007 (14.12.2007) US

(71) Applicant (for all designated States except US): RIGEL PHARMACEUTICALS, INC. [US/US]; 1180 Veterans Boulevard, South San Francisco, CA 94080 (US).

(72) Inventors; and

(75) Inventors/Applicants (for US only): HONG, Hui [CN/US]; 240 Ventura Avenue, Palo Alto, CA 94306 (US). XU, Xiang [US/US]; 185 Cymbidium Circle, South San Francisco, CA 94080 (US). YU, Jiaxin [CN/US]; 628 Chestnut Street, San Carlos, CA 94070 (US). SINGH,

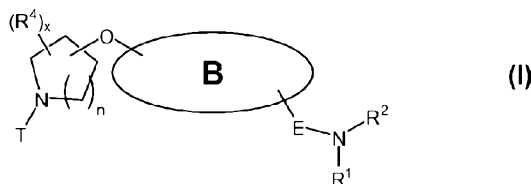
(81) Designated States (unless otherwise indicated, for every kind of national protection available): AE, AG, AL, AM, AO, AT, AU, AZ, BA, BB, BG, BH, BR, BW, BY, BZ, CA, CH, CN, CO, CR, CU, CZ, DE, DK, DM, DO, DZ, EC, EE, EG, ES, FI, GB, GD, GE, GH, GM, GT, HN, HR, HU, ID, IL, IN, IS, JP, KE, KG, KM, KN, KP, KR, KZ, LA, LC, LK, LR, LS, LT, LU, LY, MA, MD, ME, MG, MK, MN, MW, MX, MY, MZ, NA, NG, NI, NO, NZ, OM, PG, PH, PL, PT, RO, RS, RU, SC, SD, SE, SG, SK, SL, SM, ST, SV, SY, TJ, TM, TN, TR, TT, TZ, UA, UG, US, UZ, VC, VN, ZA, ZM, ZW.

(84) Designated States (unless otherwise indicated, for every kind of regional protection available): ARIPO (BW, GH, GM, KE, LS, MW, MZ, NA, SD, SL, SZ, TZ, UG, ZM, ZW), Eurasian (AM, AZ, BY, KG, KZ, MD, RU, TJ, TM), European (AT, BE, BG, CH, CY, CZ, DE, DK, EE, ES, FI, FR, GB, GR, HR, HU, IE, IS, IT, LT, LU, LV, MC, MT, NL, NO, PL, PT, RO, SE, SI, SK, TR), OAPI (BF, BJ, CF, CG, CI, CM, GA, GN, GQ, GW, ML, MR, NE, SN, TD, TG).

Published:

— with international search report
— before the expiration of the time limit for amending the claims and to be republished in the event of receipt of amendments

(54) Title: CARBOXAMIDE, SULFONAMIDE AND AMINE COMPOUNDS FOR METABOLIC DISORDERS



(57) Abstract: Disclosed are carboxamide, sulfonamide and amine compounds, as well as pharmaceutical compositions and methods of use. One embodiment is a compound having the structure in which R^1 , R^2 , R^4 , E, T, n and x are as described herein. In certain embodiments, a compound disclosed herein activates the AMPK pathway, and can be used to treat metabolism-related disorders and conditions.

**AMPK-ACTIVATING HETEROCYCLOALKYLOXY(HETERO)ARYL
CARBOXAMIDE, SULFONAMIDE AND AMINE COMPOUNDS AND
METHODS FOR USING THE SAME**

CROSS-REFERENCE TO RELATED APPLICATIONS

5 **[0001]** This application claims the benefit of the earlier filing dates of U.S. Provisional
Patent Applications serial no. 60/988,721, filed November 16, 2007; serial no.
60/990,554, filed November 27, 2007; serial no. 60/990,558, filed November 27, 2007;
serial no. 60/991,189, filed November 29, 2007; and serial no. 61/013,924, filed
December 14, 2007, each of which is hereby incorporated herein by reference in its
10 entirety.

BACKGROUND

Field

[0002] This disclosure relates generally to compounds, pharmaceutical compositions
and methods of use of the compounds and compositions containing them. This disclosure
15 relates more particularly to certain carboxamide, sulfonamide and amine compounds and
pharmaceutical compositions thereof, and to methods of treating and preventing
metabolic disorders such as type II diabetes, atherosclerosis and cardiovascular disease
using certain carboxamide, sulfonamide and amine compounds.

Technical Background

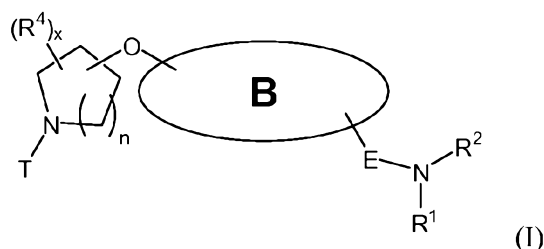
20 **[0003]** Adiponectin is a protein hormone exclusively expressed in and secreted from
adipose tissue and is the most abundant adipose-specific protein. Adiponectin has been
implicated in the modulation of glucose and lipid metabolism in insulin-sensitive tissues.
Decreased circulating adiponectin levels have been demonstrated in some insulin-resistant
states, such as obesity and type 2 diabetes mellitus and also in patients with coronary
25 artery disease, atherosclerosis and hypertension. Adiponectin levels are positively
correlated with insulin sensitivity, HDL (high density lipoprotein) levels and insulin
stimulated glucose disposal and inversely correlated with adiposity and glucose, insulin
and triglyceride levels. Thiazolidinedione drugs, which enhance insulin sensitivity
through activation of the peroxisome proliferator-activated receptors, increase
30 endogenous adiponectin production in humans.

[0004] Adiponectin binds its receptors in liver and skeletal muscle and thereby activates the 5'-AMP-activated protein kinase (AMPK) pathway. Adiponectin receptors 1 and 2 are membrane-bound proteins found in skeletal muscle and liver tissue. Being a multi-substrate enzyme, AMPK regulates a variety of metabolic processes, such as
5 glucose transport,

glycolysis and lipid metabolism. It acts as a sensor of cellular energy homeostasis and is activated in response to certain hormones and muscle contraction as well as to intracellular metabolic stress signals such as exercise, ischemia, hypoxia and nutrient deprivation. Once activated, AMPK switches on catabolic pathways (such as fatty acid oxidation and glycolysis) and switches off ATP-consuming pathways (such as lipogenesis). Adiponectin improves insulin sensitivity by directly stimulating glucose uptake in adipocytes and muscle and by increasing fatty acid oxidation in liver and muscle, resulting in reduced circulating fatty acid levels and reduced intracellular triglyceride contents. Moreover, adiponectin decreases glycogen concentration by reducing the activity of glycogen synthase. Adiponectin also plays a protective role against inflammation and atherosclerosis. It suppresses the expression of adhesion molecules in vascular endothelial cells and cytokine production from macrophages, thus inhibiting the inflammatory processes that occur during the early phases of atherosclerosis. What is needed are compounds, pharmaceutical compositions and methods of using them to treat disease states associated with circulating adiponectin levels, such as type II diabetes, atherosclerosis and cardiovascular disease.

SUMMARY

[0005] Disclosed herein are compounds having structural formula (I)



or a pharmaceutically acceptable salt, prodrug, solvate, hydrate, or *N*-oxide thereof, wherein

“B” represents -(aryl or heteroaryl)- substituted by $w R^3$ and $k R^{14}$;

E is -C(O)-, -S(O)₂- or a single bond;

R^1 is H, -(C₁-C₄ alkyl) or -C(O)O-(C₁-C₄ alkyl);

R^2 is -Hca, -Cak-N(R^9)-G- R^{22} or -(C₂-C₈ alkyl)-N(R^9)- R^{24} in which one or two carbons of the (C₂-C₈ alkyl) are optionally replaced by -O-, -S- or -N(R^9)- and R^{24} is - R^{23} , -G- R^{23} , or -C(O)O-(C₁-C₆ alkyl);

each R^3 is substituted on a benzo or pyrido carbon of the ring system denoted by “B” and is independently selected from -(C₁-C₆ alkyl), -(C₁-C₆ haloalkyl), -(C₀-C₆ alkyl)-Ar, -(C₀-C₆ alkyl)-Het, -(C₀-C₆ alkyl)-Cak, -(C₀-C₆ alkyl)-Hca, -(C₀-C₆ alkyl)-L- R^7 ,

$-(C_0-C_6 \text{ alkyl})-NR^8R^9$, $-(C_0-C_6 \text{ alkyl})-OR^{10}$, $-(C_0-C_6 \text{ alkyl})-C(O)R^{10}$, $-(C_0-C_6 \text{ alkyl})-S(O)_{0-2}R^{10}$, -halogen, $-NO_2$ and $-CN$;

w is 0, 1, 2 or 3;

each R^{14} is substituted on a non-benzo, non pyrido carbon of the ring system denoted by "B", and is independently selected from $-(C_1-C_6 \text{ alkyl})$, $-(C_1-C_6 \text{ haloalkyl})$, $-(C_0-C_6 \text{ alkyl})-Ar$, $-(C_0-C_6 \text{ alkyl})-Hct$, $-(C_0-C_6 \text{ alkyl})-Cak$, $-(C_0-C_6 \text{ alkyl})-Hca$, $-(C_0-C_6 \text{ alkyl})-L-R^7$, $-(C_0-C_6 \text{ alkyl})-NR^8R^9$, $-(C_0-C_6 \text{ alkyl})-OR^{10}$, $-(C_0-C_6 \text{ alkyl})-C(O)R^{10}$, $-(C_0-C_6 \text{ alkyl})-S(O)_{0-2}R^{10}$, -halogen, $-NO_2$ and $-CN$;

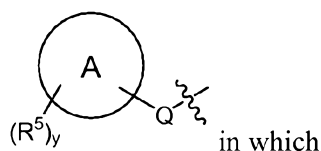
k is 0, 1 or 2;

each R^4 is independently selected from $-(C_1-C_6 \text{ alkyl})$, $-(C_1-C_6 \text{ haloalkyl})$, $-(C_0-C_6 \text{ alkyl})-Ar$, $-(C_0-C_6 \text{ alkyl})-Het$, $-(C_0-C_6 \text{ alkyl})-Cak$, $-(C_0-C_6 \text{ alkyl})-Hca$, $-(C_0-C_6 \text{ alkyl})-L-R^7$, $-(C_0-C_6 \text{ alkyl})-NR^8R^9$, $-(C_0-C_6 \text{ alkyl})-OR^{10}$, $-(C_0-C_6 \text{ alkyl})-C(O)R^{10}$, $-(C_0-C_6 \text{ alkyl})-S(O)_{0-2}R^{10}$, -halogen, $-NO_2$ and $-CN$, and two R^4 on the same carbon optionally combine to form oxo;

x is 0, 1, 2, 3 or 4;

n is 0, 1, 2 or 3;

T is $-(C_0-C_6 \text{ alkyl})-L-R^7$, $-(C_0-C_6 \text{ alkyl})-NR^8R^9$, $-(C_0-C_6 \text{ alkyl})-OR^{10}$, $-(C_0-C_6 \text{ alkyl})-C(O)R^{10}$, $-(C_0-C_6 \text{ alkyl})-S(O)_{0-2}R^{10}$ or



Q is $-(C_0-C_3 \text{ alkyl})-$, in which each carbon of the $-(C_0-C_3 \text{ alkyl})-$ is optionally and independently substituted with one or two R^{16} , or $-S(O)_2-$;

the ring system denoted by "A" is heteroaryl, aryl, cycloalkyl or heterocycloalkyl;

each R^5 is independently selected from $-(C_1-C_6 \text{ alkyl})$, $-(C_1-C_6 \text{ haloalkyl})$, $-(C_0-C_6 \text{ alkyl})-Ar$, $-(C_0-C_6 \text{ alkyl})-Het$, $-(C_0-C_6 \text{ alkyl})-Cak$, $-(C_0-C_6 \text{ alkyl})-Hca$, $-(C_0-C_6 \text{ alkyl})-L-R^7$, $-(C_0-C_6 \text{ alkyl})-NR^8R^9$, $-(C_0-C_6 \text{ alkyl})-OR^{10}$, $-(C_0-C_6 \text{ alkyl})-C(O)R^{10}$, $-(C_0-C_6 \text{ alkyl})-S(O)_{0-2}R^{10}$, -halogen, $-NO_2$ and $-CN$; and

y is 0, 1, 2, 3 or 4;

in which

each L is independently selected from $-NR^9C(O)O-$, $-OC(O)NR^9-$, $-NR^9C(O)-NR^9-$, $-NR^9C(O)S-$, $-SC(O)NR^9-$, $-NR^9C(O)-$, $-C(O)-NR^9-$, $-NR^9C(S)O-$, $-OC(S)NR^9-$, $-NR^9C(S)-NR^9-$, $-NR^9C(S)S-$, $-SC(S)NR^9-$,

-NR⁹C(S)-, -C(S)NR⁹-, -SC(O)NR⁹-, -NR⁹C(S)-, -S(O)_{0.2}-, -C(O)O-, -O
C(O)-, -C(S)O-, -OC(S)-, -C(O)S-, -SC(O)-, -C(S)S-, -SC(S)-, -OC(O)O
-, -SC(O)O-, -OC(O)S-, -SC(S)O-, -OC(S)S-, -NR⁹C(NR²)NR⁹-, -NR⁹S
O₂-, -SO₂NR⁹- and -NR⁹SO₂NR⁹-,

5 each R⁶, R⁷, R⁸ and R¹⁰ is independently selected from H, -(C₁-C₆ alkyl),
-(C₁-C₆ haloalkyl), -(C₀-C₆ alkyl)-Ar, -(C₀-C₆ alkyl)-Het,
-(C₀-C₆ alkyl)-Cak, -(C₀-C₆ alkyl)-Hca, -(C₀-C₆ alkyl)-
L-(C₀-C₆ alkyl), -(C₀-C₆ alkyl)-NR⁹-(C₀-C₆ alkyl),
-(C₀-C₆ alkyl)-O-(C₀-C₆ alkyl), -(C₀-C₆ alkyl)-C(O)-(C₀-C₆ alkyl)
10 and -(C₀-C₆ alkyl)-S(O)_{0.2}-(C₀-C₆ alkyl),

each R⁹ is independently selected from -H, -(C₁-C₄ alkyl) and -C(O)O-
(C₁-C₄ alkyl),

each G is independently -(C₀-C₃ alkyl)-, in which each carbon of the -(C₀-C₃
alkyl)- is optionally and independently substituted with one or two R¹⁶,

15 or

each R¹⁶ is independently selected from -(C₁-C₆ alkyl),
-(C₁-C₆ haloalkyl), -(C₀-C₆ alkyl)-Ar, -(C₀-C₆ alkyl)-Het,
-(C₀-C₆ alkyl)-Cak, -(C₀-C₆ alkyl)-Hca, -(C₀-C₆ alkyl)-L-R⁷,
-(C₀-C₆ alkyl)-NR⁸R⁹, -(C₀-C₆ alkyl)-OR¹⁰, -(C₀-C₆ alkyl)-C(O)R¹⁰,
20 -(C₀-C₆ alkyl)-S(O)_{0.2}R¹⁰, -halogen, -NO₂ and -CN, and optionally two
of R¹⁶ on the same carbon combine to form oxo,

each R²⁰, R²² and R²³ is independently Ar or Het,

each Ar is an optionally substituted aryl,

each Het is an optionally substituted heteroaryl,

25 each Cak is an optionally substituted cycloalkyl,

each Hca is an optionally substituted heterocycloalkyl, and

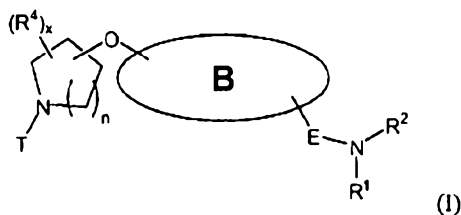
each alkyl is optionally substituted.

[0006] Also disclosed herein are pharmaceutical compositions. Examples of such
compositions include those having at least one pharmaceutically acceptable carrier,
30 diluent or excipient; and a compound, pharmaceutically acceptable salt, prodrug, solvate,
hydrate or *N*-oxide described above.

[0007] Another aspect of the present disclosure includes methods for modulating
metabolism in subjects. Accordingly, also disclosed are methods for treating metabolic
disorders using the presently disclosed compounds and pharmaceutical compositions.

DETAILED DESCRIPTION

[0008] One aspect of the invention provides compounds having structural formula (I):



and pharmaceutically acceptable salts, prodrugs, solvates, hydrates, and *N*-oxides thereof, in which

“B” represents $-(\text{aryl or heteroaryl})-$ substituted by $w R^3$ and $k R^{14}$;

E is $-\text{C}(\text{O})-$, $-\text{S}(\text{O})_2-$ or a single bond, provided that when “B” is phenyl, E is not $-\text{C}(\text{O})-$;

R^1 is H, $-(\text{C}_1-\text{C}_4 \text{ alkyl})$ or $-\text{C}(\text{O})\text{O}-(\text{C}_1-\text{C}_4 \text{ alkyl})$;

R^2 is $-\text{Hca}$, $-\text{Cak}-\text{N}(\text{R}^9)-\text{G}-\text{R}^{22}$ or $-(\text{C}_2-\text{C}_8 \text{ alkyl})-\text{N}(\text{R}^9)-\text{R}^{24}$ in which one or two carbons of the $(\text{C}_2-\text{C}_8 \text{ alkyl})$ are optionally replaced by $-\text{O}-$, $-\text{S}-$ or $-\text{N}(\text{R}^9)-$ and R^{24} is $-\text{R}^{23}$, $-\text{G}-\text{R}^{22}$, or $-\text{C}(\text{O})\text{O}-(\text{C}_1-\text{C}_6 \text{ alkyl})$;

each R^3 is substituted on a benzo or pyrido carbon of the ring system denoted by “B” and is independently selected from $-(\text{C}_1-\text{C}_6 \text{ alkyl})$, $-(\text{C}_1-\text{C}_6 \text{ haloalkyl})$, $-(\text{C}_0-\text{C}_6 \text{ alkyl})-\text{Ar}$, $-(\text{C}_0-\text{C}_6 \text{ alkyl})-\text{Het}$, $-(\text{C}_0-\text{C}_6 \text{ alkyl})-\text{Cak}$, $-(\text{C}_0-\text{C}_6 \text{ alkyl})-\text{Hca}$, $-(\text{C}_0-\text{C}_6 \text{ alkyl})-\text{L}-\text{R}^7$, $-(\text{C}_0-\text{C}_6 \text{ alkyl})-\text{NR}^8\text{R}^9$, $-(\text{C}_0-\text{C}_6 \text{ alkyl})-\text{OR}^{10}$, $-(\text{C}_0-\text{C}_6 \text{ alkyl})-\text{C}(\text{O})\text{R}^{10}$, $-(\text{C}_0-\text{C}_6 \text{ alkyl})-\text{S}(\text{O})_{0-2}\text{R}^{10}$, $-\text{halogen}$, $-\text{NO}_2$ and $-\text{CN}$;

w is 0, 1, 2 or 3;

each R^{14} is substituted on a non-benzo, non-pyrido carbon of the ring system denoted by “B”, and is independently selected from $-(\text{C}_1-\text{C}_6 \text{ alkyl})$, $-(\text{C}_1-\text{C}_6 \text{ haloalkyl})$, $-(\text{C}_0-\text{C}_6 \text{ alkyl})-\text{Ar}$, $-(\text{C}_0-\text{C}_6 \text{ alkyl})-\text{Het}$, $-(\text{C}_0-\text{C}_6 \text{ alkyl})-\text{Cak}$, $-(\text{C}_0-\text{C}_6 \text{ alkyl})-\text{Hca}$, $-(\text{C}_0-\text{C}_6 \text{ alkyl})-\text{L}-\text{R}^7$, $-(\text{C}_0-\text{C}_6 \text{ alkyl})-\text{NR}^8\text{R}^9$, $-(\text{C}_0-\text{C}_6 \text{ alkyl})-\text{OR}^{10}$, $-(\text{C}_0-\text{C}_6 \text{ alkyl})-\text{C}(\text{O})\text{R}^{10}$, $-(\text{C}_0-\text{C}_6 \text{ alkyl})-\text{S}(\text{O})_{0-2}\text{R}^{10}$, $-\text{halogen}$, $-\text{NO}_2$ and $-\text{CN}$;

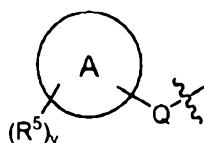
k is 0, 1 or 2;

each R^4 is independently selected from $-(C_1-C_6 \text{ alkyl})$, $-(C_1-C_6 \text{ haloalkyl})$, $-(C_0-C_6 \text{ alkyl})-\text{Ar}$, $-(C_0-C_6 \text{ alkyl})-\text{Het}$, $-(C_0-C_6 \text{ alkyl})-\text{Cak}$, $-(C_0-C_6 \text{ alkyl})-\text{Hca}$, $-(C_0-C_6 \text{ alkyl})-\text{L}-R^7$, $-(C_0-C_6 \text{ alkyl})-\text{NR}^8R^9$, $-(C_0-C_6 \text{ alkyl})-\text{OR}^{10}$, $-(C_0-C_6 \text{ alkyl})-\text{C(O)}R^{10}$, $-(C_0-C_6 \text{ alkyl})-\text{S(O)}_{0.2}R^{10}$, -halogen, $-\text{NO}_2$ and $-\text{CN}$, and two R^4 on the same carbon optionally combine to form oxo;

x is 0, 1, 2, 3 or 4;

n is 0, 1, 2 or 3;

T is $-(C_0-C_6 \text{ alkyl})-\text{L}-R^7$, $-(C_0-C_6 \text{ alkyl})-\text{NR}^8R^9$, $-(C_0-C_6 \text{ alkyl})-\text{OR}^{10}$, $-(C_0-C_6 \text{ alkyl})-\text{C(O)}R^{10}$, $-(C_0-C_6 \text{ alkyl})-\text{S(O)}_{0.2}R^{10}$ or



in which

Q is $-(C_0-C_3 \text{ alkyl})-$, in which each carbon of the $-(C_0-C_3 \text{ alkyl})-$ is optionally and independently substituted with one or two R^{16} , or ;

the ring system denoted by "A" is heteroaryl, aryl, cycloalkyl or heterocycloalkyl;

each R^5 is independently selected from $-(C_1-C_6 \text{ alkyl})$, $-(C_1-C_6 \text{ haloalkyl})$, $-(C_0-C_6 \text{ alkyl})-\text{Ar}$, $-(C_0-C_6 \text{ alkyl})-\text{Het}$, $-(C_0-C_6 \text{ alkyl})-\text{Cak}$, $-(C_0-C_6 \text{ alkyl})-\text{Hca}$, $-(C_0-C_6 \text{ alkyl})-\text{L}-R^7$, $-(C_0-C_6 \text{ alkyl})-\text{NR}^8R^9$, $-(C_0-C_6 \text{ alkyl})-\text{OR}^{10}$, $-(C_0-C_6 \text{ alkyl})-\text{C(O)}R^{10}$, $-(C_0-C_6 \text{ alkyl})-\text{S(O)}_{0.2}R^{10}$, $-(C_0-C_6 \text{ alkyl})-\text{C(O)}R^{10}$, -halogen, $-\text{NO}_2$ and $-\text{CN}$; and

y is 0, 1, 2, 3 or 4;

in which

each L is independently selected from $-\text{NR}^9\text{C(O)}\text{O}-$, $-\text{OC(O)}\text{NR}^9-$, $-\text{NR}^9\text{C(O)}-\text{NR}^9-$, $-\text{NR}^9\text{C(O)}\text{S}-$, $-\text{SC(O)}\text{NR}^9-$, $-\text{NR}^9\text{C(O)}-$, $-\text{C(O)}-\text{NR}^9-$, $-\text{NR}^9\text{C(S)}\text{O}-$, $-\text{OC(S)}\text{NR}^9-$, $-\text{NR}^9\text{C(S)}-\text{NR}^9-$, $-\text{NR}^9\text{C(S)}\text{S}-$, $-\text{SC(S)}\text{NR}^9-$, $-\text{NR}^9\text{C(S)}-$, $-\text{C(S)}\text{NR}^9-$, $-\text{SC(O)}\text{NR}^9-$, $-\text{NR}^9\text{C(S)}-$, $-\text{S(O)}_{0.2}-$, $-\text{C(O)}\text{O}$, $-\text{OC(O)}-$, $-\text{C(S)}\text{O}-$, $-\text{OC(S)}-$, $-\text{C(O)}\text{S}-$, $-\text{SC(O)}-$, $-\text{C(S)}\text{S}-$, $-\text{SC(S)}-$, $-\text{OC(O)}\text{O}-$, $-\text{SC(O)}\text{O}-$, $-\text{OC(O)}\text{S}-$, $-\text{SC(S)}\text{O}-$, $-\text{OC(S)}\text{S}-$, $-\text{NR}^9\text{C(NR}^2)\text{NR}^9-$, $-\text{NR}^9\text{SO}_2-$, $-\text{SO}_2\text{NR}^9-$ and $-\text{NR}^9\text{SO}_2\text{NR}^9-$,

each R^6 , R^7 , R^8 and R^{10} is independently selected from H, $-(C_1-C_6 \text{ alkyl})$,
 $-(C_1-C_6 \text{ haloalkyl})$, $-(C_0-C_6 \text{ alkyl})-\text{Ar}$, $-(C_0-C_6 \text{ alkyl})-\text{Het}$,
 $-(C_0-C_6 \text{ alkyl})-\text{Cak}$, $-(C_0-C_6 \text{ alkyl})-\text{Hca}$, $-(C_0-C_6 \text{ alkyl})-\text{L}$
 $-(C_0-C_6 \text{ alkyl})$, $-(C_0-C_6 \text{ alkyl})-\text{NR}^9-(C_0-C_6 \text{ alkyl})$,
 $-(C_0-C_6 \text{ alkyl})-\text{O}-(C_0-C_6 \text{ alkyl})$, $-(C_0-C_6 \text{ alkyl})-\text{C}(\text{O})-(C_0-C_6 \text{ alkyl})$
 and $-(C_0-C_6 \text{ alkyl})-\text{S}(\text{O})_{0-2}-(C_0-C_6 \text{ alkyl})$,

each R^9 is independently selected from $-\text{H}$, $-(C_1-C_4 \text{ alkyl})$ and $-\text{C}(\text{O})\text{O}-(C_1-C_4 \text{ alkyl})$,

each G is independently $-(C_0-C_3 \text{ alkyl})-$, in which each carbon of the
 $-(C_0-C_3 \text{ alkyl})-$ is optionally and independently substituted with one or
 two R^{16} , or,

each R^{16} is independently selected from $-(C_1-C_6 \text{ alkyl})$, $-(C_1-C_6 \text{ haloalkyl})$,
 $-(C_0-C_6 \text{ alkyl})-\text{Ar}$, $-(C_0-C_6 \text{ alkyl})-\text{Het}$, $-(C_0-C_6 \text{ alkyl})-\text{Cak}$,
 $-(C_0-C_6 \text{ alkyl})-\text{Hca}$, $-(C_0-C_6 \text{ alkyl})-\text{L}-R^7$, $-(C_0-C_6 \text{ alkyl})-\text{NR}^8R^9$,
 $-(C_0-C_6 \text{ alkyl})-\text{OR}^{10}$, $-(C_0-C_6 \text{ alkyl})-\text{C}(\text{O})R^{10}$,
 $-(C_0-C_6 \text{ alkyl})-\text{S}(\text{O})_{0-2}R^{10}$, $-\text{halogen}$, $-\text{NO}_2$ and $-\text{CN}$, and optionally two
 of R^{16} on the same carbon combine to form oxo,

each R^{20} , R^{22} and R^{23} is independently Ar or Het,

each Ar is an optionally substituted aryl,

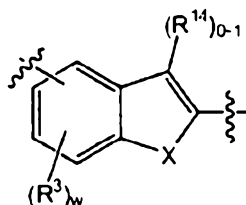
each Het is an optionally substituted heteroaryl,

each Cak is an optionally substituted cycloalkyl,

each Hca is an optionally substituted heterocycloalkyl, and

each alkyl is optionally substituted.

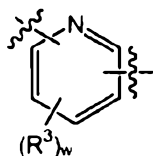
[0009] In certain embodiments of the presently disclosed compounds of structural
 formula (I), the ring system denoted by "B" is



in which X is O or S, and E is -C(O)-. In certain such embodiments, one R¹⁴ can be substituted on the furano or thieno carbon. In one such embodiment, R¹⁴ is selected from -(C₁-C₆ alkyl), -(C₁-C₆ haloalkyl) (e.g., trifluoromethyl), -(C₀-C₆ alkyl)-L-R⁷, -(C₀-C₆ alkyl)-NR⁸R⁹, -(C₀-C₆ alkyl)-OR¹⁰,
 5 -(C₀-C₆ alkyl)-C(O)R¹⁰, -(C₀-C₆ alkyl)-S(O)_{0.2}R¹⁰, -halogen, -NO₂ and -CN, in which each R⁷, R⁸ and R¹⁰ is independently selected from H, -(C₁-C₆ alkyl), -(C₁-C₆ haloalkyl), -(C₀-C₆ alkyl)-L-(C₀-C₆ alkyl), -(C₀-C₆ alkyl)-NR⁹(C₀-C₆ alkyl), -(C₀-C₆ alkyl)-O-(C₀-C₆ alkyl), -(C₀-C₆ alkyl)-C(O)-(C₀-C₆ alkyl), and -(C₀-C₆ alkyl)-S(O)_{0.2}-(C₀-C₆ alkyl), and in which no alkyl or haloalkyl is substituted with
 10 an aryl-, heteroaryl-, cycloalkyl- or heterocycloalkyl-containing group. For example, in one embodiment, R¹⁴ is selected from -(C₁-C₃ alkyl), -(C₁-C₃ haloalkyl), -(C₀-C₃ alkyl)-L-R⁷, -(C₀-C₃ alkyl)-NR⁸R⁹, -(C₀-C₃ alkyl)-OR¹⁰, -(C₀-C₃ alkyl)-C(O)R¹⁰, -(C₀-C₃ alkyl)-S(O)_{0.2}R¹⁰, -halogen, -NO₂ and -CN, in which each R⁷, R⁸ and R¹⁰ is independently selected from H, -(C₁-C₂ alkyl),
 15 -(C₁-C₂ haloalkyl), -(C₀-C₂ alkyl)-L-(C₀-C₂ alkyl), -(C₀-C₂ alkyl)-NR⁹(C₀-C₂ alkyl), -(C₀-C₂ alkyl)-O-(C₀-C₂ alkyl), -(C₀-C₂ alkyl)-C(O)-(C₀-C₂ alkyl) and -(C₀-C₂ alkyl)-S(O)_{0.2}-(C₀-C₂ alkyl), and in which no alkyl or haloalkyl is substituted with an aryl-, heteroaryl-, cycloalkyl- or heterocycloalkyl-containing group. R¹⁴ can be, for example, halo (e.g., -Cl or -F), cyano, unsubstituted -(C₁-C₄ alkyl) (e.g., methyl or ethyl),
 20 or unsubstituted -(C₁-C₄ haloalkyl) (e.g., trifluoromethyl). In certain embodiments, R¹⁴ is H or methyl; in others, R¹⁴ is halo (e.g., Cl). In other embodiments, no R¹⁴ is substituted on the furano or thieno carbon.

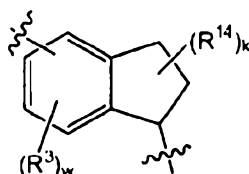
[0010] In one embodiment, X is O.

[0011] In certain embodiments of the presently disclosed compounds of structural
 25 formula (I), the ring system denoted by "B" is



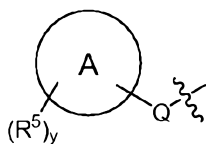
30 and E is -C(O)- or -S(O)₂-.

[0012] In certain embodiments of the presently disclosed compounds of structural formula (I), the ring system denoted by "B" is

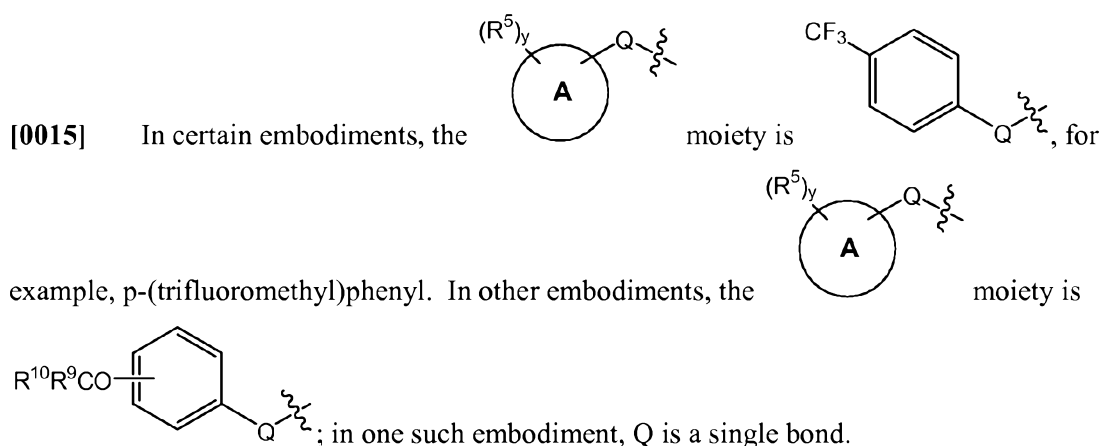


and E is a single bond. In one embodiment, k is 0. In another embodiment, k is 1 or 2. In certain embodiments, In each R^{14} is independently selected from $-(C_1-C_6 \text{ alkyl})$, $-(C_1-C_6 \text{ haloalkyl})$ (e.g., trifluoromethyl), $-(C_0-C_6 \text{ alkyl})-L-R^7$, $-(C_0-C_6 \text{ alkyl})-NR^8R^9$, $-(C_0-C_6 \text{ alkyl})-OR^{10}$, $-(C_0-C_6 \text{ alkyl})-C(O)R^{10}$, $-(C_0-C_6 \text{ alkyl})-S(O)_{0-2}R^{10}$, -halogen, $-NO_2$ and $-CN$, in which each R^7 , R^8 and R^{10} is independently selected from H, $-(C_1-C_6 \text{ alkyl})$, $-(C_1-C_6 \text{ haloalkyl})$, $-(C_0-C_6 \text{ alkyl})-L-(C_0-C_6 \text{ alkyl})$, $-(C_0-C_6 \text{ alkyl})-NR^9(C_0-C_6 \text{ alkyl})$, $-(C_0-C_6 \text{ alkyl})-O-(C_0-C_6 \text{ alkyl})$, $-(C_0-C_6 \text{ alkyl})-C(O)-(C_0-C_6 \text{ alkyl})$, and $-(C_0-C_6 \text{ alkyl})-S(O)_{0-2}-(C_0-C_6 \text{ alkyl})$, and in which no alkyl or haloalkyl is substituted with an aryl-, heteroaryl-, cycloalkyl- or heterocycloalkyl-containing group. For example, in one embodiment, each R^{14} is independently selected from $-(C_1-C_3 \text{ alkyl})$, $-(C_1-C_3 \text{ haloalkyl})$, $-(C_0-C_3 \text{ alkyl})-L-R^7$, $-(C_0-C_3 \text{ alkyl})-NR^8R^9$, $-(C_0-C_3 \text{ alkyl})-OR^{10}$, $-(C_0-C_3 \text{ alkyl})-C(O)R^{10}$, $-(C_0-C_3 \text{ alkyl})-S(O)_{0-2}R^{10}$, -halogen, $-NO_2$ and $-CN$, in which each R^7 , R^8 and R^{10} is independently selected from H, $-(C_1-C_2 \text{ alkyl})$, $-(C_1-C_2 \text{ haloalkyl})$, $-(C_0-C_2 \text{ alkyl})-L-(C_0-C_2 \text{ alkyl})$, $-(C_0-C_2 \text{ alkyl})-NR^9(C_0-C_2 \text{ alkyl})$, $-(C_0-C_2 \text{ alkyl})-O-(C_0-C_2 \text{ alkyl})$, $-(C_0-C_2 \text{ alkyl})-C(O)-(C_0-C_2 \text{ alkyl})$ and $-(C_0-C_2 \text{ alkyl})-S(O)_{0-2}-(C_0-C_2 \text{ alkyl})$, and in which no alkyl or haloalkyl is substituted with an aryl-, heteroaryl-, cycloalkyl- or heterocycloalkyl-containing group. Each R^{14} can be, for example, halo (e.g., $-Cl$ or $-F$), cyano, unsubstituted $-(C_1-C_4 \text{ alkyl})$ (e.g., methyl or ethyl) or unsubstituted $-(C_1-C_4 \text{ haloalkyl})$ (e.g., trifluoromethyl).

[0013] In certain embodiments of the presently disclosed compounds of structural formula (I), T is



[0014] In such embodiments, Q is $-\text{S}(\text{O})_2-$ or $-(\text{C}_0\text{-C}_3 \text{ alkyl})-$ in which each carbon of the $(\text{C}_0\text{-C}_3 \text{ alkyl})$ is optionally and independently substituted with one or two R^{16} , in which each R^{16} is independently selected from $-(\text{C}_1\text{-C}_6 \text{ alkyl})$, $-(\text{C}_1\text{-C}_6 \text{ haloalkyl})$, $-(\text{C}_0\text{-C}_6 \text{ alkyl})\text{-Ar}$, $-(\text{C}_0\text{-C}_6 \text{ alkyl})\text{-Het}$, $-(\text{C}_0\text{-C}_6 \text{ alkyl})\text{-Cak}$, $-(\text{C}_0\text{-C}_6 \text{ alkyl})\text{-Hca}$, $-(\text{C}_0\text{-C}_6 \text{ alkyl})\text{-L-R}^7$, $-(\text{C}_0\text{-C}_6 \text{ alkyl})\text{-NR}^8\text{R}^9$, $-(\text{C}_0\text{-C}_6 \text{ alkyl})\text{-OR}^{10}$, $-(\text{C}_0\text{-C}_6 \text{ alkyl})\text{-C}(\text{O})\text{R}^{10}$, $-(\text{C}_0\text{-C}_6 \text{ alkyl})\text{-S}(\text{O})_{0.2}\text{R}^{10}$, $-\text{halogen}$, $-\text{NO}_2$ and $-\text{CN}$, and optionally two of R^{16} on the same carbon combine to form oxo. In certain embodiments, each R^{16} is independently selected from $-(\text{C}_1\text{-C}_6 \text{ alkyl})$, $-(\text{C}_1\text{-C}_6 \text{ haloalkyl})$ (e.g., trifluoromethyl), $-(\text{C}_0\text{-C}_6 \text{ alkyl})\text{-L-R}^7$, $-(\text{C}_0\text{-C}_6 \text{ alkyl})\text{-NR}^8\text{R}^9$, $-(\text{C}_0\text{-C}_6 \text{ alkyl})\text{-OR}^{10}$, $-(\text{C}_0\text{-C}_6 \text{ alkyl})\text{-C}(\text{O})\text{R}^{10}$, $-(\text{C}_0\text{-C}_6 \text{ alkyl})\text{-S}(\text{O})_{0.2}\text{R}^{10}$, $-\text{halogen}$, $-\text{NO}_2$ and $-\text{CN}$, and two R^{16} on the same carbon optionally combine to form an oxo, in which each R^7 , R^8 and R^{10} is independently selected from H, $-(\text{C}_1\text{-C}_6 \text{ alkyl})$, $-(\text{C}_1\text{-C}_6 \text{ haloalkyl})$, $-(\text{C}_0\text{-C}_6 \text{ alkyl})\text{-L}-(\text{C}_0\text{-C}_6 \text{ alkyl})$, $-(\text{C}_0\text{-C}_6 \text{ alkyl})\text{-NR}^9(\text{C}_0\text{-C}_6 \text{ alkyl})$, $-(\text{C}_0\text{-C}_6 \text{ alkyl})\text{-O}-(\text{C}_0\text{-C}_6 \text{ alkyl})$, $-(\text{C}_0\text{-C}_6 \text{ alkyl})\text{-C}(\text{O})-(\text{C}_0\text{-C}_6 \text{ alkyl})$, and $-(\text{C}_0\text{-C}_6 \text{ alkyl})\text{-S}(\text{O})_{0.2}-(\text{C}_0\text{-C}_6 \text{ alkyl})$, and in which no alkyl or haloalkyl is substituted with an aryl-, heteroaryl-, cycloalkyl- or heterocycloalkyl-containing group. For example, in particular compounds, each R^{16} is $-(\text{C}_1\text{-C}_3 \text{ alkyl})$, $-(\text{C}_1\text{-C}_3 \text{ haloalkyl})$, $-(\text{C}_0\text{-C}_3 \text{ alkyl})\text{-L-R}^7$, $-(\text{C}_0\text{-C}_3 \text{ alkyl})\text{-NR}^8\text{R}^9$, $-(\text{C}_0\text{-C}_3 \text{ alkyl})\text{-OR}^{10}$, $-(\text{C}_0\text{-C}_3 \text{ alkyl})\text{-C}(\text{O})\text{R}^{10}$, $-(\text{C}_0\text{-C}_3 \text{ alkyl})\text{-S}(\text{O})_{0.2}\text{R}^{10}$, $-\text{halogen}$, $-\text{NO}_2$ and $-\text{CN}$, and two R^{16} on the same carbon optionally combine to form an oxo, in which each R^7 , R^8 and R^{10} is independently selected from H, $-(\text{C}_1\text{-C}_2 \text{ alkyl})$, $-(\text{C}_1\text{-C}_2 \text{ haloalkyl})$, $-(\text{C}_0\text{-C}_2 \text{ alkyl})\text{-L}-(\text{C}_0\text{-C}_2 \text{ alkyl})$, $-(\text{C}_0\text{-C}_2 \text{ alkyl})\text{-NR}^9(\text{C}_0\text{-C}_2 \text{ alkyl})$, $-(\text{C}_0\text{-C}_2 \text{ alkyl})\text{-O}-(\text{C}_0\text{-C}_2 \text{ alkyl})$, $-(\text{C}_0\text{-C}_2 \text{ alkyl})\text{-C}(\text{O})-(\text{C}_0\text{-C}_2 \text{ alkyl})$ and $-(\text{C}_0\text{-C}_2 \text{ alkyl})\text{-S}(\text{O})_{0.2}-(\text{C}_0\text{-C}_2 \text{ alkyl})$, and in which no alkyl or haloalkyl is substituted with an aryl-, heteroaryl-, cycloalkyl- or heterocycloalkyl-containing group. In certain embodiments, Q has at most one R^{16} or an oxo substituted thereon. Q can be, for example, an unsubstituted $-(\text{C}_0\text{-C}_3 \text{ alkyl})-$. In other embodiments, Q is a $(\text{C}_1\text{-C}_3 \text{ alkyl})$ having as its only substitution a single oxo group. For example, in certain embodiments, Q is $-\text{CH}_2-$; a single bond; $-\text{S}(\text{O})_2-$; $-\text{C}(\text{O})-$; or $-\text{CH}(\text{CH}_3)-$.



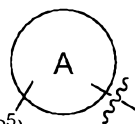
[0016] The number of substituents on the ring system denoted by "A", y, is 0, 1, 2, 3 or 4. For example, in some embodiments, y is 0, 1, 2 or 3, for example 1. In one embodiment, y is not zero and at least one R^5 is halo, cyano, $-(C_1-C_4 \text{ haloalkyl})$, $-O-(C_1-C_4 \text{ haloalkyl})$, $-(C_1-C_4 \text{ alkyl})$, $-O-(C_1-C_4 \text{ alkyl})$, $-C(O)-(C_0-C_4 \text{ alkyl})$, $-C(O)O-(C_0-C_4 \text{ alkyl})$, $-C(O)N(C_0-C_4 \text{ alkyl})(C_0-C_4 \text{ alkyl})$, NO_2 or $-C(O)-Hca$ in which the Hca contains a ring nitrogen atom through which it is bound to the $-C(O)-$, and in which no alkyl, haloalkyl or heterocycloalkyl is substituted by an aryl, heteroaryl, cycloalkyl or heterocycloalkyl-containing group.

[0017] In certain embodiments of the presently disclosed compounds of structural formula (I), each R^5 is independently selected from $-(C_1-C_6 \text{ alkyl})$, $-(C_1-C_6 \text{ haloalkyl})$ (e.g., trifluoromethyl), $-(C_0-C_6 \text{ alkyl})-L-R^7$, $-(C_0-C_6 \text{ alkyl})-NR^8R^9$, $-(C_0-C_6 \text{ alkyl})-OR^{10}$, $-(C_0-C_6 \text{ alkyl})-C(O)R^{10}$, $-(C_0-C_6 \text{ alkyl})-S(O)_{0-2}R^{10}$, -halogen, $-NO_2$ and $-CN$, in which each R^7 , R^8 and R^{10} is independently selected from H, $-(C_1-C_6 \text{ alkyl})$, $-(C_1-C_6 \text{ haloalkyl})$ (e.g., trifluoromethyl), $-(C_0-C_6 \text{ alkyl})-L-(C_0-C_6 \text{ alkyl})$, $-(C_0-C_6 \text{ alkyl})-NR^9(C_0-C_6 \text{ alkyl})$, $-(C_0-C_6 \text{ alkyl})-O-(C_0-C_6 \text{ alkyl})$, $-(C_0-C_6 \text{ alkyl})-C(O)-(C_0-C_6 \text{ alkyl})$ and $-(C_0-C_6 \text{ alkyl})-S(O)_{0-2}-(C_0-C_6 \text{ alkyl})$, and in which no alkyl or haloalkyl is substituted with an aryl-, heteroaryl-, cycloalkyl- or heterocycloalkyl-containing group. For example, in one embodiment, each R^5 is $-(C_1-C_3 \text{ alkyl})$, $-(C_1-C_3 \text{ haloalkyl})$, $-(C_0-C_3 \text{ alkyl})-L-R^7$, $-(C_0-C_3 \text{ alkyl})-NR^8R^9$, $-(C_0-C_3 \text{ alkyl})-OR^{10}$, $-(C_0-C_3 \text{ alkyl})-C(O)R^{10}$, $-(C_0-C_3 \text{ alkyl})-S(O)_{0-2}R^{10}$, -halogen, $-NO_2$ and $-CN$, in which each R^7 , R^8 and R^{10} is independently selected from H, $-(C_1-C_2 \text{ alkyl})$, $-(C_1-C_2 \text{ haloalkyl})$, $-(C_0-C_2 \text{ alkyl})-L-(C_0-C_2 \text{ alkyl})$, $-(C_0-C_2 \text{ alkyl})-NR^9(C_0-C_2 \text{ alkyl})$, $-(C_0-C_2 \text{ alkyl})-O-(C_0-C_2 \text{ alkyl})$, $-(C_0-C_2 \text{ alkyl})-C(O)-(C_0-C_2 \text{ alkyl})$ and $-(C_0-C_2 \text{ alkyl})-S(O)_{0-2}-(C_0-C_2 \text{ alkyl})$, and in which no alkyl or haloalkyl is substituted with an aryl-, heteroaryl-, cycloalkyl- or heterocycloalkyl-containing group.

[0018] In one embodiment of the compounds of structural formula (I), y is 0.

[0019] In the presently disclosed compounds, the ring system denoted by “A” is heteroaryl, aryl, cycloalkyl or heterocycloalkyl. For example, in one embodiment, the ring system denoted by “A” is an aryl or a heteroaryl. The ring system denoted by “A” can be, for example, a monocyclic aryl or heteroaryl. In one embodiment, when the “A” ring system is aryl, Q is a $-(C_0-C_3 \text{ alkyl})-$ optionally substituted with oxo, and optionally substituted with one or more R^{16} . For example, Q can be a $-(C_1-C_3 \text{ alkyl})-$ having its only substitution a single oxo, or an unsubstituted $-(C_0-C_3 \text{ alkyl})-$. For example, in certain embodiments, Q is $-CH_2-$; a single bond; $-S(O)_2-$; $-C(O)-$; or $-CH(CH_3)-$.

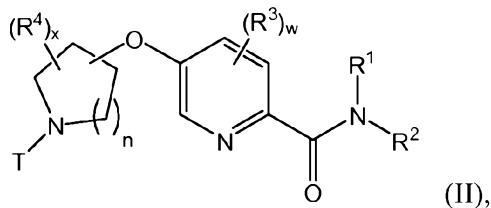
[0020] For example, in certain embodiments of the presently disclosed compounds, the ring system denoted by “A” is a phenyl. In one embodiment, y is 1 and R^5 is attached to the phenyl *para* to Q. In another embodiment, y is 1 and R^5 is selected from the group consisting of halo, cyano, $-(C_1-C_4 \text{ haloalkyl})$, $-O-(C_1-C_4 \text{ haloalkyl})$, $-(C_1-C_4 \text{ alkyl})$, $-O-(C_1-C_4 \text{ alkyl})$, $-C(O)-(C_0-C_4 \text{ alkyl})$, $-C(O)O-(C_0-C_4 \text{ alkyl})$, $-C(O)N(C_0-C_4 \text{ alkyl})(C_0-C_4 \text{ alkyl})$, NO_2 and $-C(O)-Hca$ in which the Hca contains a ring nitrogen atom through which it is bound to the $-C(O)-$, and in which no $(C_0-C_4 \text{ alkyl})$ or $(C_1-C_4 \text{ alkyl})$ is substituted by an aryl, heteroaryl, cycloalkyl or heterocycloalkyl-containing group. R^5 can be, for example, $-Cl$, $-F$, cyano, $-C(O)CH_3$, $-C(O)OH$, $-C(O)NH_2$, trifluoromethyl, difluoromethyl, difluoromethoxy or



trifluoromethoxy. In another embodiment, the $(R^5)_y$ moiety is a 3,4-dihalophenyl.

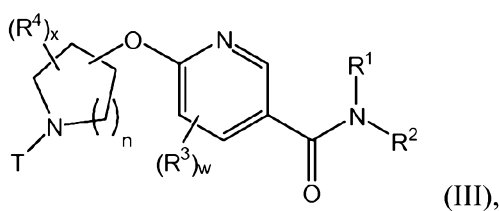
[0021] In another embodiment of the presently disclosed compounds of structural formula (I), the ring system denoted by “A” is a heteroaryl. For example, in certain embodiments, the ring system denoted by “A” is a pyridyl, a thienyl, or a furanyl. In one embodiment, when the “A” ring system is heteroaryl, Q is a $-(C_0-C_3 \text{ alkyl})-$ optionally substituted with oxo, and optionally substituted with one or more R^{16} . For example, Q can be a $-(C_1-C_3 \text{ alkyl})-$ having its only substitution a single oxo, or an unsubstituted $-(C_0-C_3 \text{ alkyl})-$. In certain embodiments, Q is $-CH_2-$; a single bond; $-S(O)_2-$; $-C(O)-$; or $-CH(CH_3)-$.

[0022] In one embodiment of the presently disclosed compounds, the compound has structural formula (II):



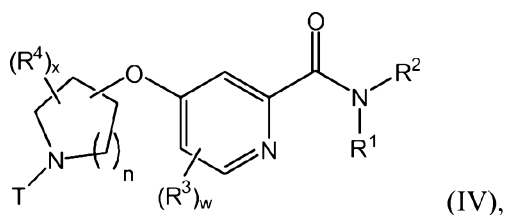
in which the variables are defined as described above with reference to structural formula (I).

[0023] In another embodiment of the presently disclosed compounds, the compound has structural formula (III):



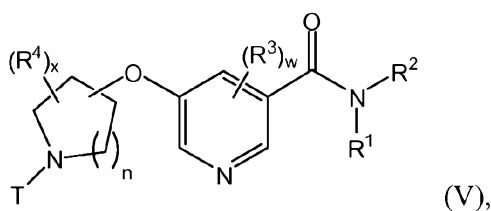
in which the variables are defined as described above with reference to structural formula (I).

[0024] In another embodiment of the presently disclosed compounds, the compound has structural formula (IV):



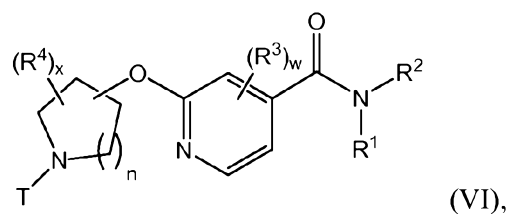
in which the variables are defined as described above with reference to structural formula (I).

[0025] In another embodiment of the presently disclosed compounds, the compound has structural formula (V):



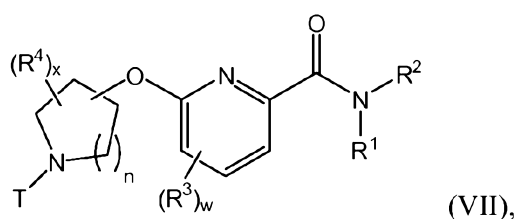
in which the variables are defined as described above with reference to structural formula (I).

[0026] In another embodiment of the presently disclosed compounds, the compound has structural formula (VI):



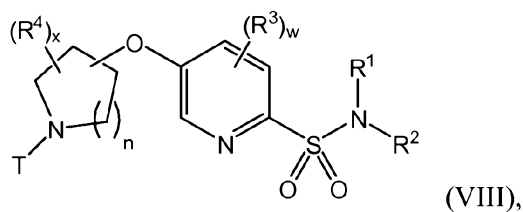
in which the variables are defined as described above with reference to structural formula (I).

[0027] In another embodiment of the presently disclosed compounds, the compound has structural formula (VII):



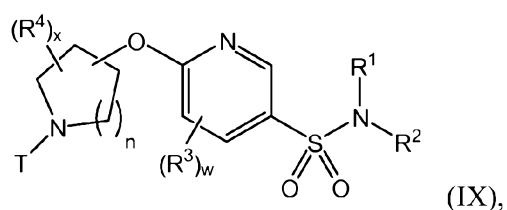
in which the variables are defined as described above with reference to structural formula (I).

[0028] In another embodiment of the presently disclosed compounds, the compound has structural formula (VIII):



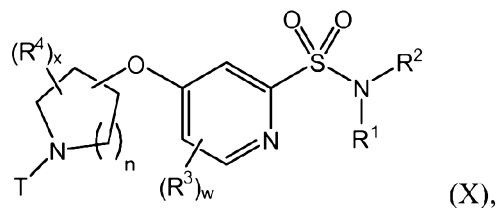
in which the variables are defined as described above with reference to structural formula (I).

[0029] In another embodiment of the presently disclosed compounds, the compound has structural formula (IX):



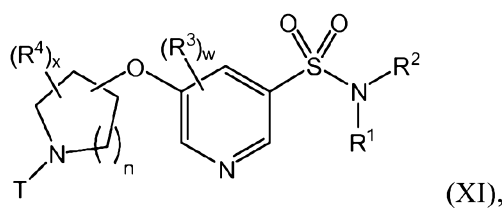
in which the variables are defined as described above with reference to structural formula (I).

[0030] In another embodiment of the presently disclosed compounds, the compound has the structural formula (X):



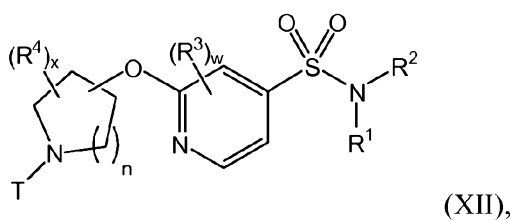
in which the variables are defined as described above with reference to structural formula (I).

[0031] In another embodiment of the presently disclosed compounds, the compound has structural formula (XI):



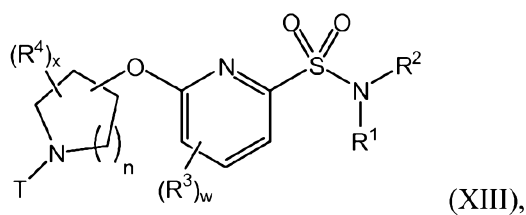
in which the variables are defined as described above with reference to structural formula (I).

[0032] In another embodiment of the presently disclosed compounds, the compound has structural formula (XII):



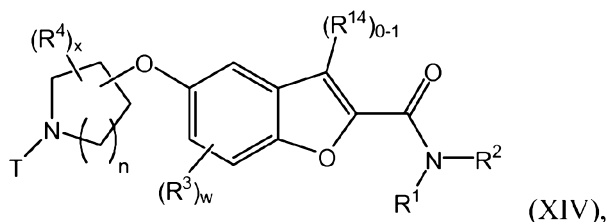
in which the variables are defined as described above with reference to structural formula (I).

[0033] In another embodiment of the presently disclosed compounds, the compound has structural formula (XIII):



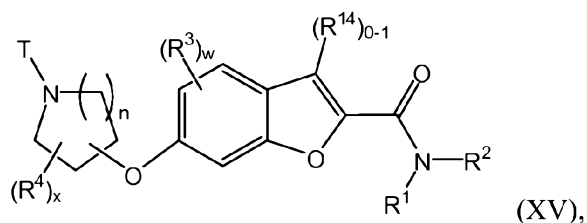
in which the variables are defined as described above with reference to structural formula (I).

[0034] In one embodiment of the presently disclosed compounds, the compound has structural formula (XIV):



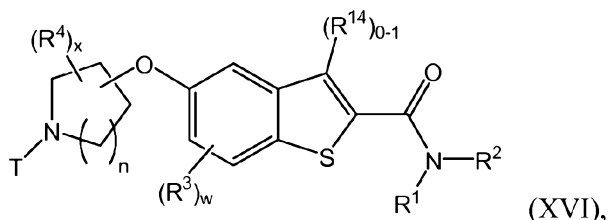
in which the variables are defined as described above with reference to structural formula (I). In certain embodiments, one R^{14} is substituted on the furano carbon. In other embodiments, no R^{14} is substituted on the furano carbon.

[0035] In another embodiment of the presently disclosed compounds, the compound has structural formula (XV):



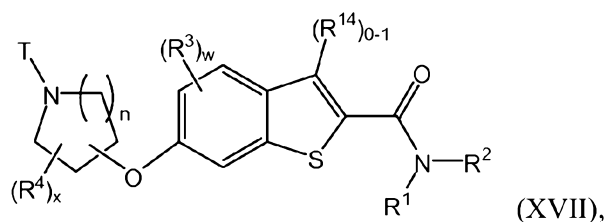
in which the variables are defined as described above with reference to structural formula (I). In certain embodiments, one R^{14} is substituted on the furano carbon. In other embodiments, no R^{14} is substituted on the furano carbon.

[0036] In one embodiment of the presently disclosed compounds, the compound has structural formula (XVI):



in which the variables are defined as described above with reference to structural formula (I). In certain embodiments, one R^{14} is substituted on the thieno carbon. In other embodiments, no R^{14} is substituted on the thieno carbon.

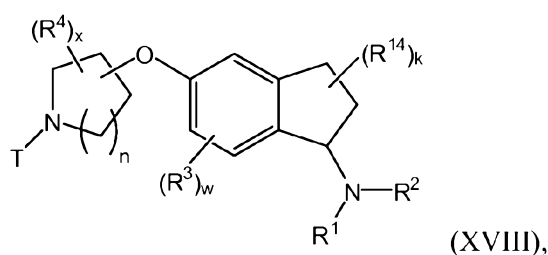
[0037] In another embodiment of the presently disclosed compounds, the compound has structural formula (XVII):



in which the variables are defined as described above with reference to structural formula (I). In certain embodiments, one R^{14} is substituted on the thieno carbon. In other embodiments, no R^{14} is substituted on the thieno carbon.

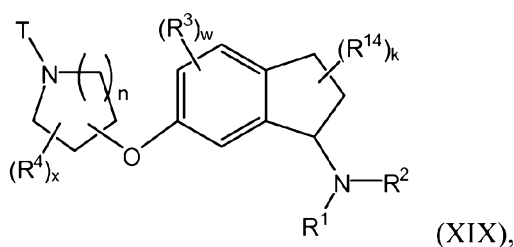
[0038] The presently disclosed compounds include S-oxidized forms of the benzothiophene compounds described (e.g., with reference to structural formulae (XVI) and (XVII). S-oxides include, for example, sulfoxides (-SO-) and sulfones (-SO₂-). Such compounds may be oxidized chemically or upon administration to e.g. a human subject, may be oxidized biologically. Chemically oxidized compounds may also be biologically reduced to the benzothiophene form.

[0039] In one embodiment of the presently disclosed compounds, the compound has structural formula (XVIII):



in which the variables are defined as described above with reference to structural formula (I).

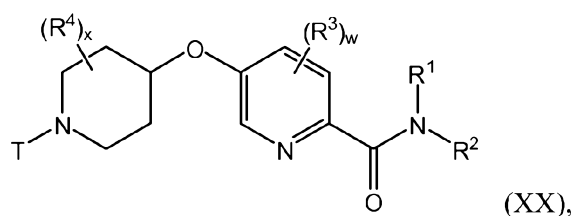
[0040] In another embodiment of the presently disclosed compounds, the compound has structural formula (XIX):



in which the variables are defined as described above with reference to structural formula (I).

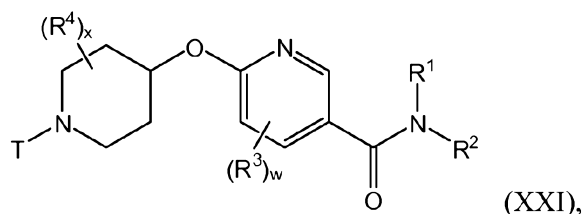
[0041] In certain embodiments of the compounds disclosed with respect to structural formulae (I)-(XIX), n is 1 or 2. For example, in one embodiment, n is 2. In another embodiment, n is 1.

[0042] In one embodiment of the presently disclosed compounds, the compound has the structural formula (XX):



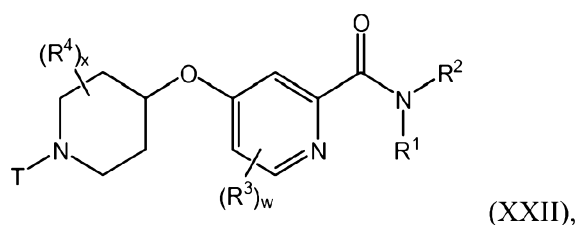
in which the variables are defined as described above with reference to structural formula (I).

[0043] In another embodiment of the presently disclosed compounds, the compound has structural formula (XXI):



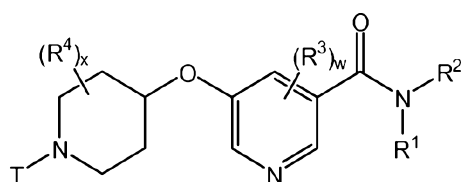
in which the variables are defined as described above with reference to structural formula (I).

[0044] In another embodiment of the presently disclosed compounds, the compound has structural formula (XXII):



in which the variables are defined as described above with reference to structural formula (I).

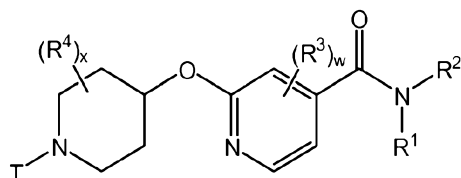
[0045] In another embodiment of the presently disclosed compounds, the compound has structural formula (XXIII):



(XXIII),

in which the variables are defined as described above with reference to structural formula (I).

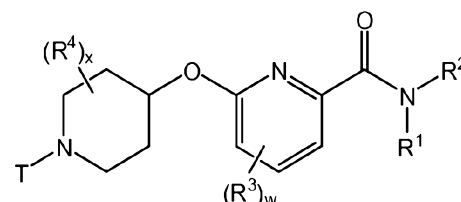
[0046] In another embodiment of the presently disclosed compounds, the compound has structural formula (XXIV):



(XXIV),

in which the variables are defined as described above with reference to structural formula (I).

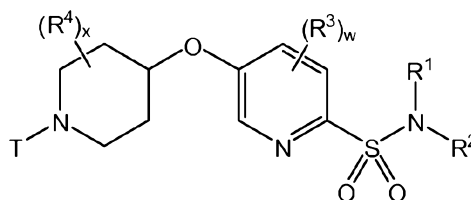
[0047] In another embodiment of the presently disclosed compounds, the compound has structural formula (XXV):



(XXV),

in which the variables are defined as described above with reference to structural formula (I).

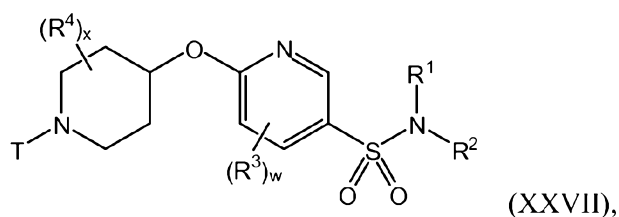
[0048] In one embodiment of the presently disclosed compounds, the compound has structural formula (XXVI):



(XXVI),

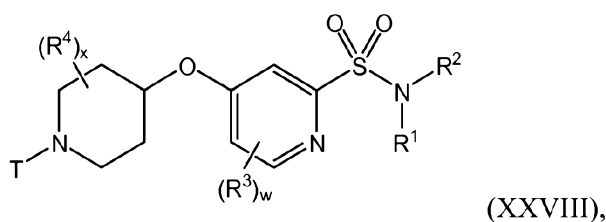
in which the variables are defined as described above with reference to structural formula (I).

[0049] In another embodiment of the presently disclosed compounds, the compound has structural formula (XXVII):



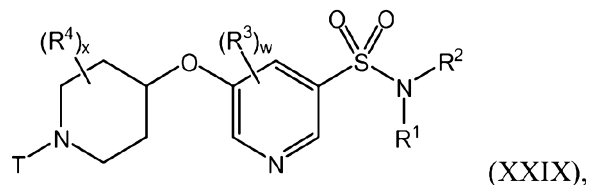
in which the variables are defined as described above with reference to structural formula (I).

[0050] In another embodiment of the presently disclosed compounds, the compound has structural formula (XXVIII):



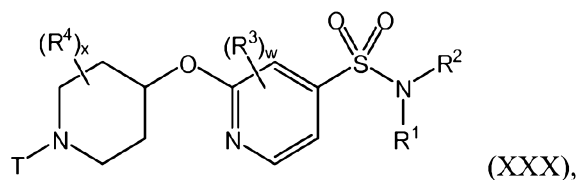
in which the variables are defined as described above with reference to structural formula (I).

[0051] In another embodiment of the presently disclosed compounds, the compound has structural formula (XXIX):



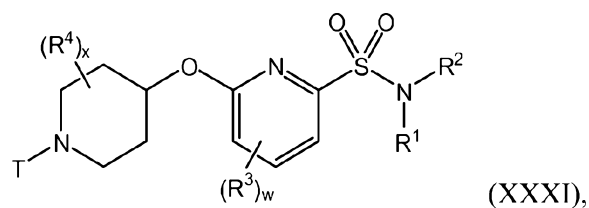
in which the variables are defined as described above with reference to structural formula (I).

[0052] In another embodiment of the presently disclosed compounds, the compound has structural formula (XXX):



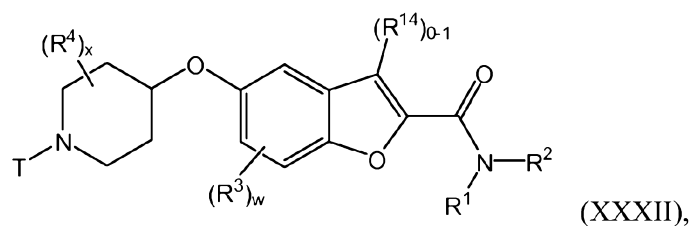
in which the variables are defined as described above with reference to structural formula (I).

[0053] In another embodiment of the presently disclosed compounds, the compound has structural formula (XXXI):



in which the variables are defined as described above with reference to structural formula (I).

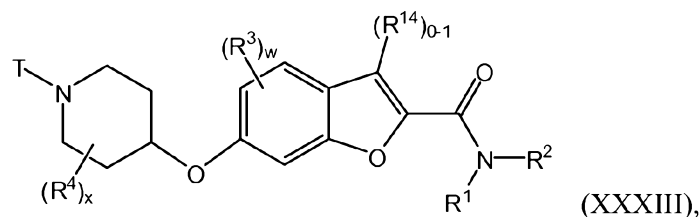
[0054] In one embodiment of the presently disclosed compounds, the compound has structural formula (XXXII):



in which the variables are defined as described above with reference to structural formula (I).

In certain embodiments, one R^{14} is substituted on the furano carbon. In other embodiments, no R^{14} is substituted on the furano carbon.

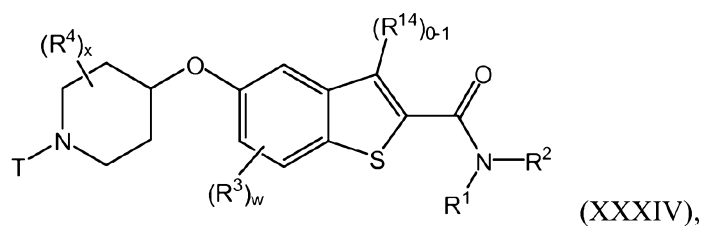
[0055] In another embodiment of the presently disclosed compounds, the compound has structural formula (XXXIII):



in which the variables are defined as described above with reference to structural formula (I).

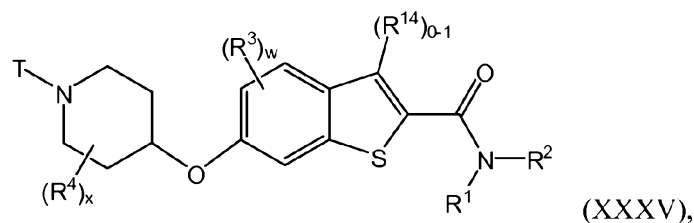
In certain embodiments, one R^{14} is substituted on the furano carbon. In other embodiments, no R^{14} is substituted on the furano carbon.

[0056] In one embodiment of the presently disclosed compounds, the compound has structural formula (XXXIV):



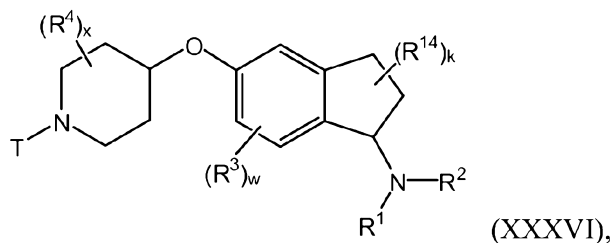
in which the variables are defined as described above with reference to structural formula (I). In certain embodiments, one R^{14} is substituted on the thieno carbon. In other embodiments, no R^{14} is substituted on the thieno carbon.

[0057] In another embodiment of the presently disclosed compounds, the compound has structural formula (XXXV):



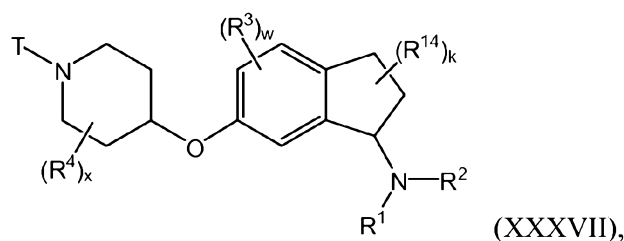
in which the variables are defined as described above with reference to structural formula (I). In certain embodiments, one R^{14} is substituted on the thieno carbon. In other embodiments, no R^{14} is substituted on the thieno carbon.

[0058] In one embodiment of the presently disclosed compounds, the compound has structural formula (XXXVI):



in which the variables are defined as described above with reference to structural formula (I).

[0059] In another embodiment of the presently disclosed compounds, the compound has structural formula (XXXVII):



in which the variables are defined as described above with reference to structural formula (I).

[0060] In certain embodiments of the presently disclosed compounds of any of structural formulae (I)-(XXXVII), R^1 is -H. In other embodiments, R^1 is (C₁-C₄ alkyl), for example methyl, ethyl, n-propyl or isopropyl.

[0061] In certain embodiments of the presently disclosed compounds of any structural formulae (I)-(XXXVII), R^2 is -Hca. In certain embodiments, R^2 is an optionally-substituted monocyclic heterocycloalkyl. In another embodiment, R^2 is not an oxo-substituted heterocycloalkyl.

[0062] In certain particular compounds disclosed herein having any of structural formulae (I)-(XXXVII), R^2 is -(optionally-substituted azetidiny), -(optionally-substituted pyrrolidiny), -(optionally-substituted piperidiny), or -(optionally-substituted azepany). For example, R^2 can be -(optionally substituted piperidiny) or -(optionally substituted pyrrolidiny). In one embodiment, R^2 is -(optionally substituted piperidiny). In another embodiment, R^2 is -(optionally substituted pyrrolidiny).

[0063] In particular embodiments of the presently disclosed compounds of any of structural formulae (I)-(XXXVII), R^2 is -(optionally-substituted azetidin-3-yl), -(optionally substituted piperidin-4-yl), -(optionally substituted pyrrolidin-3-yl) or -(optionally-substituted azepan-4-yl). For example, in one embodiment, R^2 is -(optionally substituted piperidin-4-yl). In another embodiment, R^2 is -(optionally substituted pyrrolidin-3-yl).

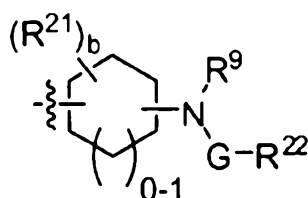
[0064] In certain embodiments of the presently disclosed compounds of any of structural formulae (I)-(XXXVII), the azetidiny, pyrrolidiny, piperidiny and azepany R^2 moieties described above are substituted at their 1-positions. For example, in one embodiment, R^2 is substituted at its 1-position with -(C₀-C₃ alkyl)-Ar or -(C₀-C₃ alkyl)-Het, for example -(unsubstituted C₀-C₃ alkyl)-Ar or -(unsubstituted C₀-C₃ alkyl)-Het. For example, in one particular embodiment, the azetidiny, pyrrolidiny, piperidiny or azepany R^2 moiety is substituted at its 1-position with an optionally substituted benzyl or an optionally substituted phenyl. In another embodiment, the azetidiny, pyrrolidiny, piperidiny or azepany R^2 moiety is substituted at its 1-position with a benzyl substituted with an electron withdrawing group; or with a pyridinylmethyl optionally substituted with an electron withdrawing group. For example, the benzyl or pyridinylmethyl can be substituted with an electron withdrawing group selected from the group consisting of halo, cyano, -(C₁-C₄ fluoroalkyl), -O-(C₁-C₄ fluoroalkyl), -C(O)-(C₀-C₄ alkyl), -C(O)O-(C₀-C₄ alkyl), -C(O)N(C₀-C₄ alkyl)(C₀-C₄ alkyl), -S(O)₂O-(C₀-C₄ alkyl), NO₂ and -C(O)-Hca in which the Hca includes a nitrogen atom to which the -C(O)- is bound, in which no alkyl, fluoroalkyl or heterocycloalkyl is substituted with an aryl, heteroaryl, cycloalkyl or heterocycloalkyl-containing group. In other

embodiments, the azetidiny, pyrrolidiny, piperidiny or azepany R^2 moiety is substituted at its 1-position with an unsubstituted benzyl or an unsubstituted phenyl.

[0065] In other embodiments of the compounds disclosed herein having any of structural formulae (I)-(XXXVII), the azetidiny, pyrrolidiny, piperidiny or azepany R^2 moiety is substituted at its 1-position with an optionally substituted pyridinylmethyl, an optionally substituted furanylmethyl or an optionally substituted thienylmethyl. For example, the azetidiny, pyrrolidiny, piperidiny or azepany R^2 moiety can be substituted with an unsubstituted pyridinylmethyl, an unsubstituted furanylmethyl, or an unsubstituted thienylmethyl.

[0066] In other embodiments of the presently disclosed compounds of any of structural formulae (I)-(XXXVII), the azetidiny, pyrrolidiny, piperidiny or azepany R^2 moiety is substituted at its 1-position with $-C(O)-O(C_0-C_6 \text{ alkyl})$, $-C(O)-\text{Het}$, $-C(O)-\text{Ar}$, $-S(O)_2-\text{Het}$, $-S(O)_2-\text{Ar}$ or $-S(O)_2-O(C_0-C_6 \text{ alkyl})$.

[0067] In certain embodiments of the compounds of any of structural formulae (I)-(XXXVII), R^2 is $-Cak-N(R^9)-G-R^{22}$, as described above. For example, in one embodiment of the disclosed compounds, R^2 has the structure

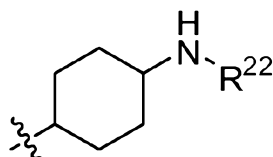


in which b is 0, 1, 2, 3 or 4, and each R^{21} is independently selected from $-(C_1-C_6 \text{ alkyl})$, $-(C_1-C_6 \text{ haloalkyl})$, $-(C_0-C_6 \text{ alkyl})-\text{Ar}$, $-(C_0-C_6 \text{ alkyl})-\text{Het}$, $-(C_0-C_6 \text{ alkyl})-\text{Cak}$, $-(C_0-C_6 \text{ alkyl})-\text{Hca}$, $-(C_0-C_6 \text{ alkyl})-L-R^7$, $-(C_0-C_6 \text{ alkyl})-NR^8R^9$, $-(C_0-C_6 \text{ alkyl})-OR^{10}$, $-(C_0-C_6 \text{ alkyl})-C(O)R^{10}$, $-(C_0-C_6 \text{ alkyl})-S(O)_{0.2}R^{10}$, $-\text{halogen}$, $-\text{NO}_2$ and $-\text{CN}$, and two R^{21} on the same carbon optionally combine to form oxo. In certain embodiments of the presently disclosed compounds, each R^{21} is independently selected from $-(C_1-C_6 \text{ alkyl})$, $-(C_1-C_6 \text{ haloalkyl})$ (e.g., trifluoromethyl), $-(C_0-C_6 \text{ alkyl})-L-R^7$, $-(C_0-C_6 \text{ alkyl})-NR^8R^9$, $-(C_0-C_6 \text{ alkyl})-OR^{10}$, $-(C_0-C_6 \text{ alkyl})-C(O)R^{10}$, $-(C_0-C_6 \text{ alkyl})-S(O)_{0.2}R^{10}$, $-\text{halogen}$, $-\text{NO}_2$ and $-\text{CN}$ and two R^{21} on the same carbon optionally combine to form oxo, in which each R^7 , R^8 and R^{10} is independently selected from H , $-(C_1-C_6 \text{ alkyl})$, $-(C_1-C_6 \text{ haloalkyl})$, $-(C_0-C_6 \text{ alkyl})-L-(C_0-C_6 \text{ alkyl})$, $-(C_0-C_6 \text{ alkyl})-NR^9(C_0-C_6 \text{ alkyl})$, $-(C_0-C_6 \text{ alkyl})-O-(C_0-C_6 \text{ alkyl})$, $-(C_0-C_6 \text{ alkyl})-C(O)-(C_0-C_6 \text{ alkyl})$

and $-(C_0-C_6 \text{ alkyl})-S(O)_{0-2}-(C_0-C_6 \text{ alkyl})$, and in which no alkyl or haloalkyl is substituted with an aryl-, heteroaryl-, cycloalkyl- or heterocycloalkyl-containing group. For example, in one embodiment, each R^{21} is $-(C_1-C_3 \text{ alkyl})$, $-(C_1-C_3 \text{ haloalkyl})$, $-(C_0-C_3 \text{ alkyl})-L-R^7$, $-(C_0-C_3$

alkyl)-NR⁸R⁹, -(C₀-C₃ alkyl)-OR¹⁰, -(C₀-C₃ alkyl)-C(O)R¹⁰, -(C₀-C₃ alkyl)-S(O)₀₋₂R¹⁰, -halogen, -NO₂ and -CN and two R²¹ on the same carbon optionally combine to form oxo, in which each R⁷, R⁸ and R¹⁰ is independently selected from H, -(C₁-C₂ alkyl), -(C₁-C₂ haloalkyl), -(C₀-C₂ alkyl)-L-(C₀-C₂ alkyl), -(C₀-C₂ alkyl)-NR⁹(C₀-C₂ alkyl), -(C₀-C₂ alkyl)-O-(C₀-C₂ alkyl), -(C₀-C₂ alkyl)-C(O)-(C₀-C₂ alkyl) and -(C₀-C₂ alkyl)-S(O)₀₋₂-(C₀-C₂ alkyl), and in which no alkyl or haloalkyl is substituted with an aryl-, heteroaryl-, cycloalkyl- or heterocycloalkyl-containing group. In certain embodiments, b is 1 or 2. In other embodiments, b is 0. In certain embodiments, R⁹ is H. In certain embodiments, G is a single bond.

[0068] In one embodiment of compounds of any of structural formulae (I)-(XXXVII), R²



has the structure

[0069] In certain embodiments of the compounds of any of structural formulae (I)-(XXXVII), R² is -(C₂-C₈ alkyl)-N(R⁹)-R²⁴ in which one or two carbons of the (C₂-C₈ alkyl) are optionally replaced by -O- or -N(R⁹)- and R²⁴ is -R²³, -GR²³, or -C(O)O-(C₁-C₆ alkyl). In certain embodiments, the (C₂-C₈ alkyl) is unsubstituted and no carbon is replaced by -O- or -N(R⁹)-. For example, in one embodiment, R² is -CH₂-CH₂-CH₂-N(R⁹)-R²⁴ or -CH₂-CH₂-CH₂-CH₂-N(R⁹)-R²⁴. In other embodiments, the (C₂-C₈ alkyl) is substituted and/or one or two carbons are replaced by -O- or -N(R⁹)-. For example, in one embodiment, R² is -CH₂-CH₂-O-CH₂-CH₂-N(R⁹)-R²⁴; -CH₂-CH(CH₃)-N(R⁹)-R²⁴; or -CH₂-CH₂-O-CH₂-C(O)-N(R⁹)-R²⁴. In certain embodiments, R⁹ is H. In certain embodiments, R²⁴ is Ar or Het. In certain embodiments, the (C₂-C₈ alkyl) is a (C₂-C₅ alkyl).

[0070] In the compounds of any of structural formulae (I)-(XXXVII), w is 0, 1, 2 or 3. For example, in one embodiment, w is 0, 1 or 2. In another embodiment, w is 0. In other embodiments, w is at least 1, and at least one R³ is selected from the group consisting of halo, cyano, -(C₁-C₄ fluoroalkyl), -O-(C₁-C₄ fluoroalkyl), -C(O)-(C₀-C₄ alkyl), -C(O)O-(C₀-C₄ alkyl), -C(O)N(C₀-C₄ alkyl)(C₀-C₄ alkyl), -S(O)₂O-(C₀-C₄ alkyl), NO₂ and -C(O)-Hca in which the Hca includes a nitrogen atom to which the -C(O)- is bound, in which no alkyl, fluoroalkyl or heterocycloalkyl is substituted with an aryl, heteroaryl, cycloalkyl or heterocycloalkyl-containing group. In certain embodiments, an R³ is substituted on the "B" ring system at a benzo or pyrido ring position meta to the alicyclic ethereal oxygen.

[0071] In certain embodiments of the compounds of any of structural formulae (I)-(XXXVII), each R^3 is independently selected from $-(C_1-C_6 \text{ alkyl})$, $-(C_1-C_6 \text{ haloalkyl})$ (e.g., trifluoromethyl), $-(C_0-C_6 \text{ alkyl})-L-R^7$, $-(C_0-C_6 \text{ alkyl})-NR^8R^9$, $-(C_0-C_6 \text{ alkyl})-OR^{10}$, $-(C_0-C_6 \text{ alkyl})-C(O)R^{10}$, $-(C_0-C_6 \text{ alkyl})-S(O)_{0.2}R^{10}$, -halogen, $-NO_2$ and -CN, in which each R^7 , R^8 and R^{10} is independently selected from H, $-(C_1-C_6 \text{ alkyl})$, $-(C_1-C_6 \text{ haloalkyl})$, $-(C_0-C_6 \text{ alkyl})-L-(C_0-C_6 \text{ alkyl})$, $-(C_0-C_6 \text{ alkyl})-NR^9(C_0-C_6 \text{ alkyl})$, $-(C_0-C_6 \text{ alkyl})-O-(C_0-C_6 \text{ alkyl})$, $-(C_0-C_6 \text{ alkyl})-C(O)-(C_0-C_6 \text{ alkyl})$, and $-(C_0-C_6 \text{ alkyl})-S(O)_{0.2}-(C_0-C_6 \text{ alkyl})$, and in which no alkyl or haloalkyl is substituted with an aryl-, heteroaryl-, cycloalkyl- or heterocycloalkyl-containing group. For example, in one embodiment, each R^3 is $-(C_1-C_3 \text{ alkyl})$, $-(C_1-C_3 \text{ haloalkyl})$, $-(C_0-C_3 \text{ alkyl})-L-R^7$, $-(C_0-C_3 \text{ alkyl})-NR^8R^9$, $-(C_0-C_3 \text{ alkyl})-OR^{10}$, $-(C_0-C_3 \text{ alkyl})-C(O)R^{10}$, $-(C_0-C_3 \text{ alkyl})-S(O)_{0.2}R^{10}$, -halogen, $-NO_2$ and -CN, in which each R^7 , R^8 and R^{10} is independently selected from H, $-(C_1-C_2 \text{ alkyl})$, $-(C_1-C_2 \text{ haloalkyl})$, $-(C_0-C_2 \text{ alkyl})-L-(C_0-C_2 \text{ alkyl})$, $-(C_0-C_2 \text{ alkyl})-NR^9(C_0-C_2 \text{ alkyl})$, $-(C_0-C_2 \text{ alkyl})-O-(C_0-C_2 \text{ alkyl})$, $-(C_0-C_2 \text{ alkyl})-C(O)-(C_0-C_2 \text{ alkyl})$ and $-(C_0-C_2 \text{ alkyl})-S(O)_{0.2}-(C_0-C_2 \text{ alkyl})$, and in which no alkyl or haloalkyl is substituted with an aryl-, heteroaryl-, cycloalkyl- or heterocycloalkyl-containing group.

[0072] In certain embodiments of the compounds of any of structural formulae (I)-(XXXVII), w is at least one, and at least one R^3 is $-NR^8R^9$. For example, in one embodiment, w is 1. In certain such embodiments, R^3 is substituted on the "B" ring system at a benzo or pyrido ring position meta to the alicyclic ethereal oxygen.

[0073] In other embodiments of the compounds of any of structural formulae (I)-(XXXVII), w is at least one, and at least one R^3 is $-(C_0-C_3 \text{ alkyl})-Y^1-(C_1-C_3 \text{ alkyl})-Y^2-(C_0-C_3 \text{ alkyl})$, in which each of Y^1 and Y^2 is independently L, -O-, -S- or $-NR^9$ -. For example, in one embodiment, w is 1. In certain such embodiments, R^3 is substituted on the "B" ring system at a benzo or pyrido ring position meta to the alicyclic ethereal oxygen. In one particular embodiment, R^3 is $-CH_2-N(CH_3)-CH_2-C(O)-OCH_3$.

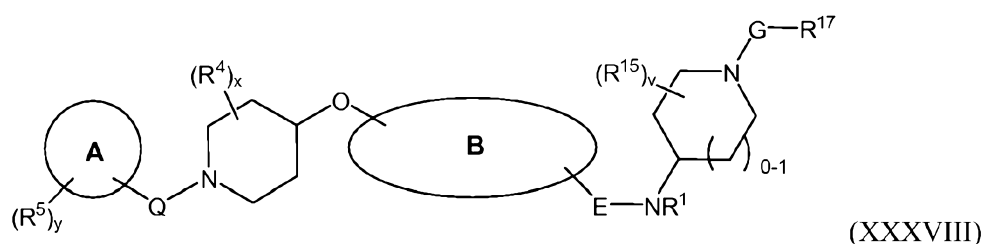
[0074] In the presently disclosed compounds of any of structural formulae (I)-(XXXVII), the number of substituents on the azacycloalkyl ring, x, is 0, 1, 2, 3 or 4. In one embodiment, x is 0, 1, 2 or 3. For example, x can be 0, or can be 1 or 2.

[0075] In certain embodiments of the presently disclosed compounds of any of structural formula (I)-(XXXVII), two R^4 s combine to form an oxo. The oxo can be bound, for example, at the position alpha to the nitrogen of the azacycloalkyl ring. In other embodiments, no two R^4 s combine to form an oxo.

[0076] In certain embodiments of the presently disclosed compounds of any of structural formulae (I)-(XXXVII), when x is 4, not all four R⁴ moieties are (C₁-C₆ alkyl).

[0077] In certain embodiments of the presently disclosed compounds of any of structural formulae (I)-(XXXVII), each R⁴ is independently selected from -(C₁-C₆ alkyl), -(C₁-C₆ haloalkyl) (e.g., trifluoromethyl), -(C₀-C₆ alkyl)-L-R⁷, -(C₀-C₆ alkyl)-NR⁸R⁹, -(C₀-C₆ alkyl)-OR¹⁰, -(C₀-C₆ alkyl)-C(O)R¹⁰, -(C₀-C₆ alkyl)-S(O)₀₋₂R¹⁰, -halogen, -NO₂ and -CN, in which each R⁷, R⁸ and R¹⁰ is independently selected from H, -(C₁-C₆ alkyl), -(C₁-C₆ haloalkyl), -(C₀-C₆ alkyl)-L-(C₀-C₆ alkyl), -(C₀-C₆ alkyl)-NR⁹(C₀-C₆ alkyl), -(C₀-C₆ alkyl)-O-(C₀-C₆ alkyl), -(C₀-C₆ alkyl)-C(O)-(C₀-C₆ alkyl) and -(C₀-C₆ alkyl)-S(O)₀₋₂-(C₀-C₆ alkyl), and in which no alkyl or haloalkyl is substituted with an aryl-, heteroaryl-, cycloalkyl- or heterocycloalkyl-containing group. For example, in one embodiment, each R⁴ is -(C₁-C₃ alkyl), -(C₁-C₃ haloalkyl), -(C₀-C₃ alkyl)-L-R⁷, -(C₀-C₃ alkyl)-NR⁸R⁹, -(C₀-C₃ alkyl)-OR¹⁰, -(C₀-C₃ alkyl)-C(O)R¹⁰, -(C₀-C₃ alkyl)-S(O)₀₋₂R¹⁰, -halogen, -NO₂ and -CN, in which each R⁷, R⁸ and R¹⁰ is independently selected from H, -(C₁-C₂ alkyl), -(C₁-C₂ haloalkyl), -(C₀-C₂ alkyl)-L-(C₀-C₂ alkyl), -(C₀-C₂ alkyl)-NR⁹(C₀-C₂ alkyl), -(C₀-C₂ alkyl)-O-(C₀-C₂ alkyl), -(C₀-C₂ alkyl)-C(O)-(C₀-C₂ alkyl) and -(C₀-C₂ alkyl)-S(O)₀₋₂-(C₀-C₂ alkyl), and in which no alkyl or haloalkyl is substituted with an aryl-, heteroaryl-, cycloalkyl- or heterocycloalkyl-containing group.

[0078] In certain embodiments, the presently disclosed compounds have the structural formula (XXXVIII):



in which Q and G are each independently a bond, -CH₂-, -C(H)(R¹⁶)-, -C(R¹⁶)₂- or -S(O)₂-; v is 0, 1, 2, 3 or 4; each R¹⁵ is independently selected from -(C₁-C₆ alkyl), -(C₁-C₆ haloalkyl), -(C₀-C₆ alkyl)-Ar, -(C₀-C₆ alkyl)-Het, -(C₀-C₆ alkyl)-Cak, -(C₀-C₆ alkyl)-Hca, -(C₀-C₆ alkyl)-L-R⁷, -(C₀-C₆ alkyl)-NR⁸R⁹, -(C₀-C₆ alkyl)-OR¹⁰, -(C₀-C₆ alkyl)-C(O)R¹⁰, -(C₀-C₆ alkyl)-S(O)₀₋₂R¹⁰, -halogen, -NO₂ and -CN, and two R¹⁵ on the same carbon optionally combine to form oxo; R¹⁷ is Het or Ar, and all other variables are defined as described above with reference to structural formulae (I)-(XXXVII). In one embodiment, Q is a single bond. In another embodiment, Q is -CH₂-. In other embodiments, Q is -C(O)- or -S(O)₂-. In certain

embodiments, G is $-\text{CH}_2-$. In other embodiments, G is $-\text{C}(\text{O})-$ or $-\text{S}(\text{O})_2-$. In other embodiments, G is $-\text{CH}(\text{CH}_3)-$. For example, in one embodiment, Q is a single bond and G is $-\text{CH}_2-$ or $-\text{C}(\text{O})-$. As described above, in certain embodiments, the ring system denoted by "A" is aryl or heteroaryl. In one embodiment, the ring system denoted by "A" is substituted with one or more electron-withdrawing groups. In another embodiment, R^{17} is substituted with one or more electron-withdrawing groups. In certain embodiments, the ring system denoted by "A", R^{17} or both are not substituted with an aryl, heteroaryl, cycloalkyl or heterocycloalkyl-containing group.

[0079] In the presently disclosed compounds of structural formula (XXXVIII), v is 0, 1, 2, 3 or 4. In one embodiment, v is 0, 1, 2 or 3. For example, v can be 0, or can be 1 or 2.

[0080] In certain embodiments of the presently disclosed compounds of structural formula (XXXVIII), two R^{15} s combine to form an oxo. The oxo can be bound, for example, at the position alpha to the nitrogen of the azacycloalkyl ring. In other embodiments, no two R^{15} s combine to form an oxo.

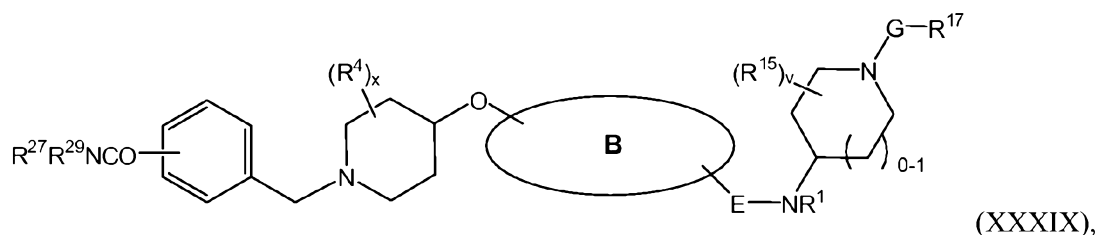
[0081] In certain embodiments of the presently disclosed compounds of structural formula (XXXVIII), when v is 4, not all four R^{15} moieties are $(\text{C}_1\text{-C}_6 \text{ alkyl})$.

[0082] In certain embodiments of the presently disclosed compounds of structural formula (XXXVIII), each R^{15} is independently selected from $-(\text{C}_1\text{-C}_6 \text{ alkyl})$, $-(\text{C}_1\text{-C}_6 \text{ haloalkyl})$ (e.g., trifluoromethyl), $-(\text{C}_0\text{-C}_6 \text{ alkyl})\text{-L-R}^7$, $-(\text{C}_0\text{-C}_6 \text{ alkyl})\text{-NR}^8\text{R}^9$, $-(\text{C}_0\text{-C}_6 \text{ alkyl})\text{-OR}^{10}$, $-(\text{C}_0\text{-C}_6 \text{ alkyl})\text{-C}(\text{O})\text{R}^{10}$, $-(\text{C}_0\text{-C}_6 \text{ alkyl})\text{-S}(\text{O})_{0.2}\text{R}^{10}$, -halogen, $-\text{NO}_2$ and $-\text{CN}$ and two R^{15} on the same carbon optionally combine to form oxo, in which each R^7 , R^8 and R^{10} is independently selected from H, $-(\text{C}_1\text{-C}_6 \text{ alkyl})$, $-(\text{C}_1\text{-C}_6 \text{ haloalkyl})$, $-(\text{C}_0\text{-C}_6 \text{ alkyl})\text{-L-(C}_0\text{-C}_6 \text{ alkyl)}$, $-(\text{C}_0\text{-C}_6 \text{ alkyl})\text{-NR}^9(\text{C}_0\text{-C}_6 \text{ alkyl})$, $-(\text{C}_0\text{-C}_6 \text{ alkyl})\text{-O-(C}_0\text{-C}_6 \text{ alkyl)}$, $-(\text{C}_0\text{-C}_6 \text{ alkyl})\text{-C}(\text{O})\text{-(C}_0\text{-C}_6 \text{ alkyl)}$ and $-(\text{C}_0\text{-C}_6 \text{ alkyl})\text{-S}(\text{O})_{0.2}\text{-(C}_0\text{-C}_6 \text{ alkyl)}$, and in which no alkyl or haloalkyl is substituted with an aryl-, heteroaryl-, cycloalkyl- or heterocycloalkyl-containing group. For example, in one embodiment, each R^{15} is $-(\text{C}_1\text{-C}_3 \text{ alkyl})$, $-(\text{C}_1\text{-C}_3 \text{ haloalkyl})$, $-(\text{C}_0\text{-C}_3 \text{ alkyl})\text{-L-R}^7$, $-(\text{C}_0\text{-C}_3 \text{ alkyl})\text{-NR}^8\text{R}^9$, $-(\text{C}_0\text{-C}_3 \text{ alkyl})\text{-OR}^{10}$, $-(\text{C}_0\text{-C}_3 \text{ alkyl})\text{-C}(\text{O})\text{R}^{10}$, $-(\text{C}_0\text{-C}_3 \text{ alkyl})\text{-S}(\text{O})_{0.2}\text{R}^{10}$, -halogen, $-\text{NO}_2$ and $-\text{CN}$ and two R^{15} on the same carbon optionally combine to form oxo, in which each R^7 , R^8 and R^{10} is independently selected from H, $-(\text{C}_1\text{-C}_2 \text{ alkyl})$, $-(\text{C}_1\text{-C}_2 \text{ haloalkyl})$, $-(\text{C}_0\text{-C}_2 \text{ alkyl})\text{-L-(C}_0\text{-C}_2 \text{ alkyl)}$, $-(\text{C}_0\text{-C}_2 \text{ alkyl})\text{-NR}^9(\text{C}_0\text{-C}_2 \text{ alkyl})$, $-(\text{C}_0\text{-C}_2 \text{ alkyl})\text{-O-(C}_0\text{-C}_2 \text{ alkyl)}$, $-(\text{C}_0\text{-C}_2 \text{ alkyl})\text{-C}(\text{O})\text{-(C}_0\text{-C}_2 \text{ alkyl)}$ and $-(\text{C}_0\text{-C}_2 \text{ alkyl})\text{-S}(\text{O})_{0.2}\text{-(C}_0\text{-C}_2 \text{ alkyl)}$, and in which no alkyl or haloalkyl is substituted with an aryl-, heteroaryl-, cycloalkyl- or heterocycloalkyl-containing group. In some

embodiments, one R^{15} is $-C(O)NR^9R^7$, which can be bound, for example, at a position alpha to the piperidine nitrogen, or at the position linked to the $-N(R^1)-$.

[0083] In certain embodiments of the presently disclosed compounds of structural formula (XXXVIII), R^{17} is an unsubstituted aryl or heteroaryl. In other embodiments, the R^{17} Ar or Het is substituted with 1, 2 or 3 substituents independently selected from $-(C_1-C_6 \text{ alkyl})$, $-(C_1-C_6 \text{ haloalkyl})$ (e.g., trifluoromethyl), $-(C_0-C_6 \text{ alkyl})-L-R^7$, $-(C_0-C_6 \text{ alkyl})-NR^8R^9$, $-(C_0-C_6 \text{ alkyl})-OR^{10}$, $-(C_0-C_6 \text{ alkyl})-C(O)R^{10}$, $-(C_0-C_6 \text{ alkyl})-S(O)_{0-2}R^{10}$, -halogen, $-NO_2$ and $-CN$, in which each R^7 , R^8 and R^{10} is independently selected from H, $-(C_1-C_6 \text{ alkyl})$, $-(C_1-C_6 \text{ haloalkyl})$, $-(C_0-C_6 \text{ alkyl})-L-(C_0-C_6 \text{ alkyl})$, $-(C_0-C_6 \text{ alkyl})-NR^9(C_0-C_6 \text{ alkyl})$, $-(C_0-C_6 \text{ alkyl})-O-(C_0-C_6 \text{ alkyl})$, $-(C_0-C_6 \text{ alkyl})-C(O)-(C_0-C_6 \text{ alkyl})$ and $-(C_0-C_6 \text{ alkyl})-S(O)_{0-2}-(C_0-C_6 \text{ alkyl})$, and in which no alkyl or haloalkyl is substituted with an aryl-, heteroaryl-, cycloalkyl- or heterocycloalkyl-containing group. For example, in one embodiment, the R^{17} Ar or Het is substituted with 1, 2 or 3 substituents independently selected from $-(C_1-C_3 \text{ alkyl})$, $-(C_1-C_3 \text{ haloalkyl})$, $-(C_0-C_3 \text{ alkyl})-L-R^7$, $-(C_0-C_3 \text{ alkyl})-NR^8R^9$, $-(C_0-C_3 \text{ alkyl})-OR^{10}$, $-(C_0-C_3 \text{ alkyl})-C(O)R^{10}$, $-(C_0-C_3 \text{ alkyl})-S(O)_{0-2}R^{10}$, -halogen, $-NO_2$ and $-CN$, in which each R^7 , R^8 and R^{10} is independently selected from H, $-(C_1-C_2 \text{ alkyl})$, $-(C_1-C_2 \text{ haloalkyl})$, $-(C_0-C_2 \text{ alkyl})-L-(C_0-C_2 \text{ alkyl})$, $-(C_0-C_2 \text{ alkyl})-NR^9(C_0-C_2 \text{ alkyl})$, $-(C_0-C_2 \text{ alkyl})-O-(C_0-C_2 \text{ alkyl})$, $-(C_0-C_2 \text{ alkyl})-C(O)-(C_0-C_2 \text{ alkyl})$ and $-(C_0-C_2 \text{ alkyl})-S(O)_{0-2}-(C_0-C_2 \text{ alkyl})$, and in which no alkyl or haloalkyl is substituted with an aryl-, heteroaryl-, cycloalkyl- or heterocycloalkyl-containing group. In certain embodiments, R^{17} is substituted with 1, 2 or 3 substituents selected from halo, cyano, $-(C_1-C_4 \text{ haloalkyl})$, $-O-(C_1-C_4 \text{ haloalkyl})$, $-(C_1-C_4 \text{ alkyl})$, $-O-(C_1-C_4 \text{ alkyl})$, $-C(O)-(C_0-C_4 \text{ alkyl})$, $-C(O)O-(C_0-C_4 \text{ alkyl})$, $-C(O)N(C_0-C_4 \text{ alkyl})(C_0-C_4 \text{ alkyl})$, NO_2 and $-C(O)-Hca$. R^{17} can be substituted with, for example, one such substituent, or two such substituents.

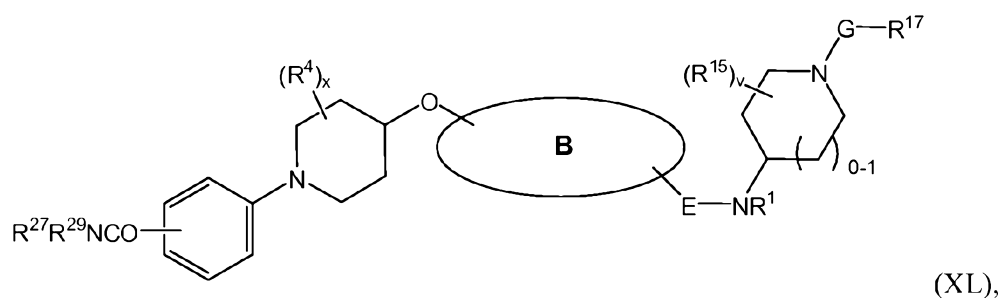
[0084] In certain embodiments, the presently disclosed compounds have the structural formula (XXXIX):



in which R^{27} is selected from H, $-(C_1-C_6 \text{ alkyl})$, $-(C_1-C_6 \text{ haloalkyl})$ (e.g., trifluoromethyl), $-(C_0-C_6 \text{ alkyl})-L-(C_0-C_6 \text{ alkyl})$, $-(C_0-C_6 \text{ alkyl})-NR^9(C_0-C_6 \text{ alkyl})$, $-(C_0-C_6 \text{ alkyl})-O-(C_0-C_6$

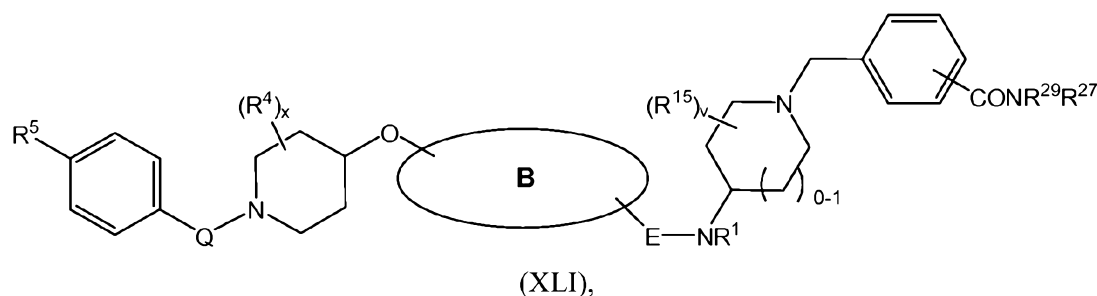
alkyl), $-(C_0-C_6 \text{ alkyl})-C(O)-(C_0-C_6 \text{ alkyl})-(C_0-C_6 \text{ alkyl})-S(O)_{0-2}-(C_0-C_6 \text{ alkyl})$, in which no heterocycloalkyl, alkyl or haloalkyl is substituted with an aryl-, heteroaryl-, cycloalkyl- or heterocycloalkyl-containing group, and R^{29} is $-H$, $-(C_1-C_4 \text{ alkyl})$ or $-CO-O-(C_1-C_4 \text{ alkyl})$ in which no $(C_1-C_4 \text{ alkyl})$ is substituted by an aryl, heteroaryl, cycloalkyl or heterocycloalkyl-containing group, or R^{27} and R^{29} together with the nitrogen to which they are bound form Hca, and all other variables are as described above with respect to structural formulac (I) and (XXXVIII).

[0085] In certain embodiments, the presently disclosed compounds have the structural formula (XL):



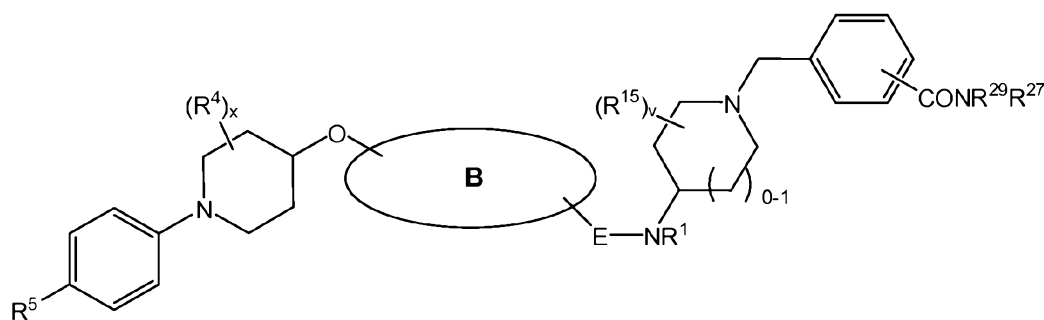
in which R^{27} is selected from H , $-(C_1-C_6 \text{ alkyl})$, $-(C_1-C_6 \text{ haloalkyl})$ (e.g., trifluoromethyl), $-(C_0-C_6 \text{ alkyl})-L-(C_0-C_6 \text{ alkyl})$, $-(C_0-C_6 \text{ alkyl})-NR^9(C_0-C_6 \text{ alkyl})$, $-(C_0-C_6 \text{ alkyl})-O-(C_0-C_6 \text{ alkyl})$, $-(C_0-C_6 \text{ alkyl})-C(O)-(C_0-C_6 \text{ alkyl})-(C_0-C_6 \text{ alkyl})-S(O)_{0-2}-(C_0-C_6 \text{ alkyl})$, in which no heterocycloalkyl, alkyl or haloalkyl is substituted with an aryl-, heteroaryl-, cycloalkyl- or heterocycloalkyl-containing group, and R^{29} is $-H$, $-(C_1-C_4 \text{ alkyl})$ or $-CO-O-(C_1-C_4 \text{ alkyl})$ in which no $(C_1-C_4 \text{ alkyl})$ is substituted by an aryl, heteroaryl, cycloalkyl or heterocycloalkyl-containing group, or R^{27} and R^{29} together with the nitrogen to which they are bound form Hca, and all other variables are as described above with respect to structural formulac (I) and (XXXVIII).

[0086] In certain embodiments, the presently disclosed compounds have the structural formula (XLI):



in which R^{27} is selected from H, $-(C_1-C_6 \text{ alkyl})$, $-(C_1-C_6 \text{ haloalkyl})$ (e.g., trifluoromethyl), $-(C_0-C_6 \text{ alkyl})-L-(C_0-C_6 \text{ alkyl})$, $-(C_0-C_6 \text{ alkyl})-NR^9(C_0-C_6 \text{ alkyl})$, $-(C_0-C_6 \text{ alkyl})-O-(C_0-C_6 \text{ alkyl})$, $-(C_0-C_6 \text{ alkyl})-C(O)-(C_0-C_6 \text{ alkyl})$, $-(C_0-C_6 \text{ alkyl})-S(O)_{0.2}-(C_0-C_6 \text{ alkyl})$, in which no heterocycloalkyl, alkyl or haloalkyl is substituted with an aryl-, heteroaryl-, cycloalkyl- or heterocycloalkyl-containing group, and R^{29} is -H, $-(C_1-C_4 \text{ alkyl})$ or $-CO-O-(C_1-C_4 \text{ alkyl})$ in which no $(C_1-C_4 \text{ alkyl})$ is substituted by an aryl, heteroaryl, cycloalkyl or heterocycloalkyl-containing group, or R^{27} and R^{29} together with the nitrogen to which they are bound form Hca, and all other variables are as described above with respect to structural formulae (I) and (XXXVIII).

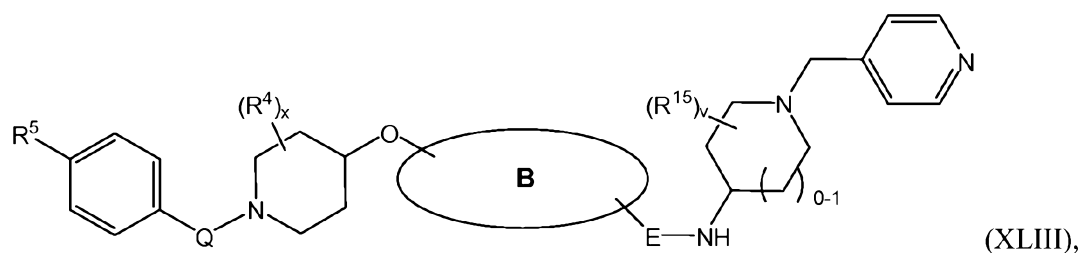
[0087] In certain embodiments, the presently disclosed compounds have the structural formula (XLII):



(XLII),

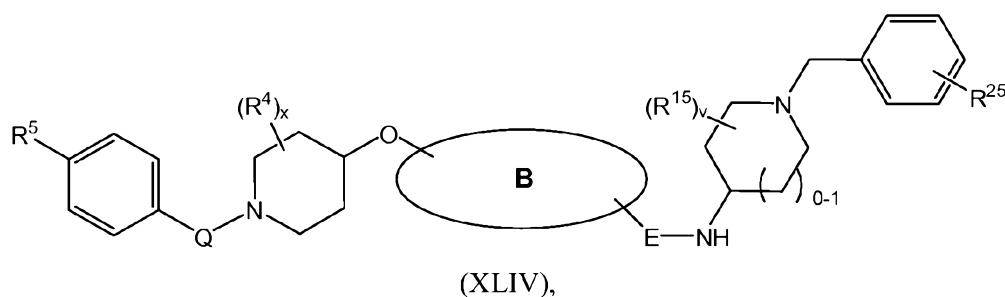
in which R^{27} is selected from H, $-(C_1-C_6 \text{ alkyl})$, $-(C_1-C_6 \text{ haloalkyl})$ (e.g., trifluoromethyl), $-(C_0-C_6 \text{ alkyl})-L-(C_0-C_6 \text{ alkyl})$, $-(C_0-C_6 \text{ alkyl})-NR^9(C_0-C_6 \text{ alkyl})$, $-(C_0-C_6 \text{ alkyl})-O-(C_0-C_6 \text{ alkyl})$, $-(C_0-C_6 \text{ alkyl})-C(O)-(C_0-C_6 \text{ alkyl})$, $-(C_0-C_6 \text{ alkyl})-S(O)_{0.2}-(C_0-C_6 \text{ alkyl})$, in which no heterocycloalkyl, alkyl or haloalkyl is substituted with an aryl-, heteroaryl-, cycloalkyl- or heterocycloalkyl-containing group, and R^{29} is -H, $-(C_1-C_4 \text{ alkyl})$ or $-CO-O-(C_1-C_4 \text{ alkyl})$ in which no $(C_1-C_4 \text{ alkyl})$ is substituted by an aryl, heteroaryl, cycloalkyl or heterocycloalkyl-containing group, or R^{27} and R^{29} together with the nitrogen to which they are bound form Hca, and all other variables are as described above with respect to structural formulae (I) and (XXXVIII).

[0088] In certain embodiments, the presently disclosed compounds have the structural formula (XLIII):



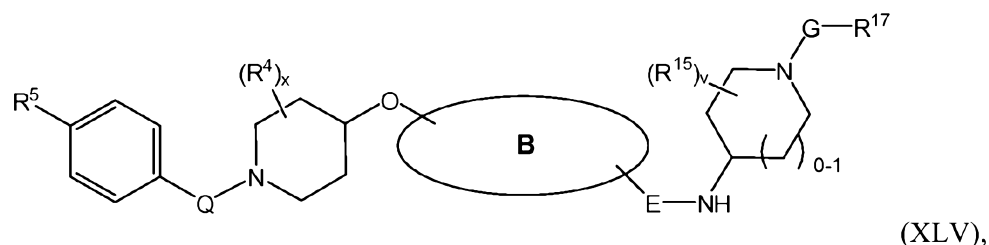
in which all variables are as described above with respect to structural formulae (I) and (XXXVIII).

[0089] In certain embodiments, the presently disclosed compounds have the structural formula (XLIV):



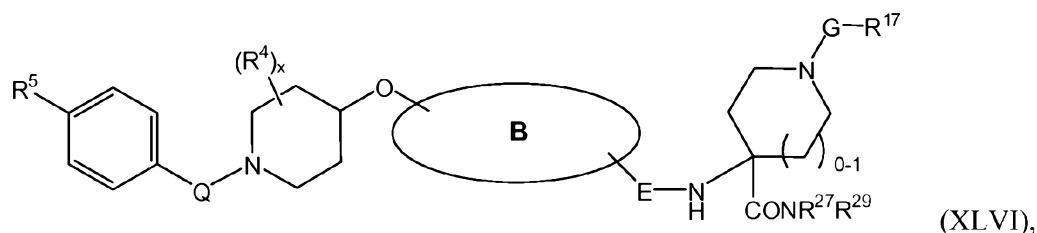
in which R^{25} is selected from halo, cyano, $-(C_1-C_4 \text{ haloalkyl})$, $-O-(C_1-C_4 \text{ haloalkyl})$, $-(C_1-C_4 \text{ alkyl})$, $-O-(C_1-C_4 \text{ alkyl})$, $-C(O)-(C_0-C_4 \text{ alkyl})$, $-C(O)O-(C_0-C_4 \text{ alkyl})$, $-C(O)N(C_0-C_4 \text{ alkyl})(C_0-C_4 \text{ alkyl})$, NO_2 and $-C(O)-Hca$ in which the Hca contains a ring nitrogen atom through which it is bound to the $-C(O)-$, in which no alkyl or haloalkyl is substituted by an aryl, heteroaryl, cycloalkyl or heterocycloalkyl-containing group; and all other variables are as described above with respect to structural formulae (I) and (XXXVIII). R^{25} can be, for example, $-Cl$, $-F$, cyano, $-C(O)CH_3$, $-C(O)OH$, $-C(O)NH_2$, trifluoromethyl, difluoromethyl, difluoromethoxy or trifluoromethoxy.

[0090] In certain embodiments, the presently disclosed compounds have the structural formula (XLV):



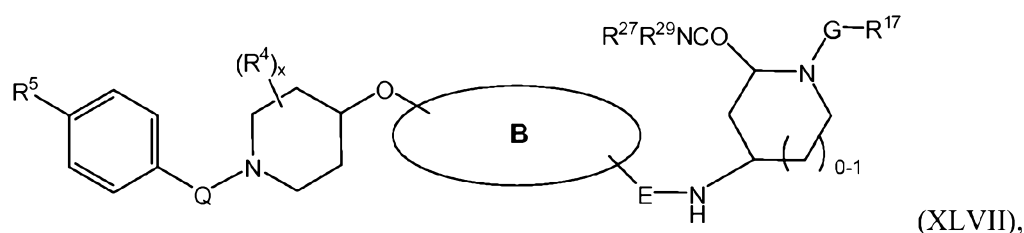
in which G is $-C(O)-$ or $-S(O)_2-$ and all other variables are as described above with respect to structural formulae (I) and (XXXVIII).

[0091] In certain embodiments, the presently disclosed compounds have the structural formula (XLVI):



in which R^{27} is selected from H, $-(C_1-C_6 \text{ alkyl})$, $-(C_1-C_6 \text{ haloalkyl})$ (e.g., trifluoromethyl), $-(C_0-C_6 \text{ alkyl})-L-(C_0-C_6 \text{ alkyl})$, $-(C_0-C_6 \text{ alkyl})-NR^9(C_0-C_6 \text{ alkyl})$, $-(C_0-C_6 \text{ alkyl})-O-(C_0-C_6 \text{ alkyl})$, $-(C_0-C_6 \text{ alkyl})-C(O)-(C_0-C_6 \text{ alkyl})$, $-(C_0-C_6 \text{ alkyl})-S(O)_{0-2}-(C_0-C_6 \text{ alkyl})$, in which no heterocycloalkyl, alkyl or haloalkyl is substituted with an aryl-, heteroaryl-, cycloalkyl- or heterocycloalkyl-containing group, and R^{29} is -H, $-(C_1-C_4 \text{ alkyl})$ or $-CO-O-(C_1-C_4 \text{ alkyl})$ in which no $(C_1-C_4 \text{ alkyl})$ is substituted by an aryl, heteroaryl, cycloalkyl or heterocycloalkyl-containing group, or R^{27} and R^{29} together with the nitrogen to which they are bound form Hca, and all other variables are as described above with respect to structural formulae (I) and (XXXVIII). In some embodiments, the compounds of structural formula (XLVI) are present as racemic mixtures or scalemic mixtures. In other embodiments, the compounds of structural formula (XLVI) are present in an enantiomerically-enriched form, for example as a substantially pure stereoisomer.

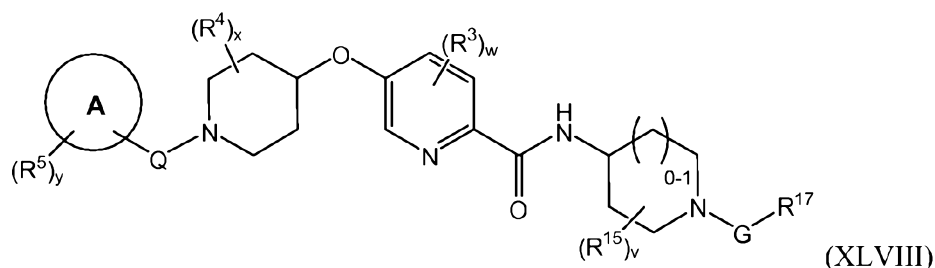
[0092] In certain embodiments, the presently disclosed compounds have the structural formula (XLVII):



in which R^{27} is selected from H, $-(C_1-C_6 \text{ alkyl})$, $-(C_1-C_6 \text{ haloalkyl})$ (e.g., trifluoromethyl), $-(C_0-C_6 \text{ alkyl})-L-(C_0-C_6 \text{ alkyl})$, $-(C_0-C_6 \text{ alkyl})-NR^9(C_0-C_6 \text{ alkyl})$, $-(C_0-C_6 \text{ alkyl})-O-(C_0-C_6 \text{ alkyl})$, $-(C_0-C_6 \text{ alkyl})-C(O)-(C_0-C_6 \text{ alkyl})$, $-(C_0-C_6 \text{ alkyl})-S(O)_{0-2}-(C_0-C_6 \text{ alkyl})$, in which no heterocycloalkyl, alkyl or haloalkyl is substituted with an aryl-, heteroaryl-, cycloalkyl- or heterocycloalkyl-containing group, and R^{29} is -H, $-(C_1-C_4 \text{ alkyl})$ or $-CO-O-(C_1-C_4 \text{ alkyl})$ in which no $(C_1-C_4 \text{ alkyl})$ is substituted by an aryl, heteroaryl, cycloalkyl or heterocycloalkyl-containing group, or R^{27} and R^{29} together with the nitrogen to which they are bound form Hca, and all other variables are as described above with respect to structural formulae (I) and

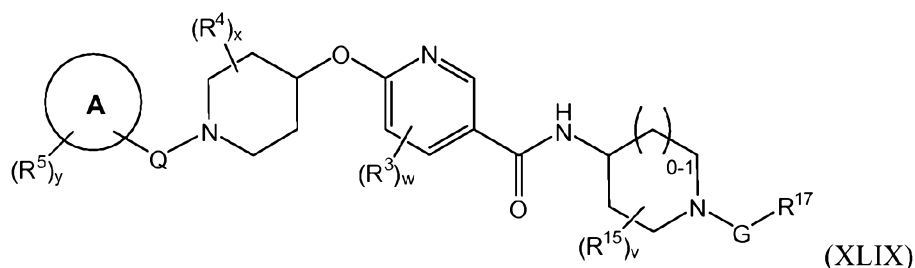
(XXXVIII). In some embodiments, the compounds of structural formula (XLVII) are present as racemic mixtures or scalemic mixtures. In other embodiments, the compounds of structural formula (XLVII) are present in an enantiomerically-enriched form, for example as a substantially pure stereoisomer.

[0093] In certain embodiments, the presently disclosed compounds have the structural formula (XLVIII):



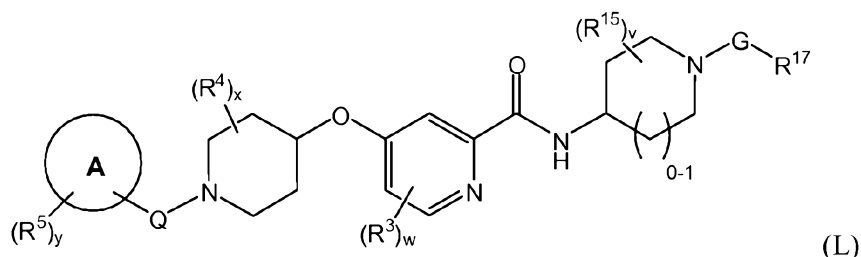
in which G, v, R¹⁵ and R¹⁷ are defined as described above with reference to structural formula (XXXVIII), and all other variables are defined as described above with reference to structural formulae (I) and (XXXVIII). R⁵, v, R¹⁵, R¹⁷, Q, G and the ring denoted by "A" can be defined, for example, as described with respect to any of structural formulae (XXXIX)-(XLVII).

[0094] In certain embodiments, the presently disclosed compounds have the structural formula (XLIX):



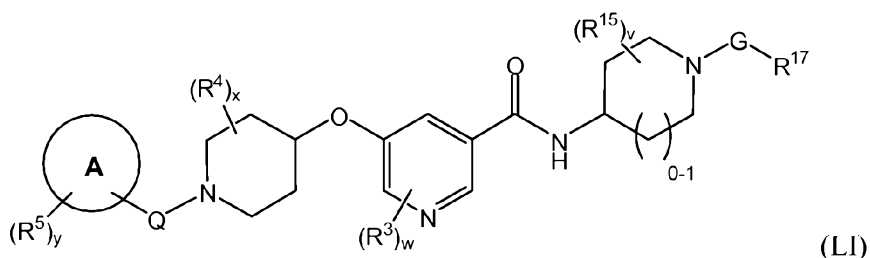
in which G, v, R¹⁵ and R¹⁷ are defined as described above with reference to structural formula (XXXVIII), and all other variables are defined as described above with reference to structural formulae (I) and (XXXVIII). R⁵, v, R¹⁵, R¹⁷, Q, G and the ring denoted by "A" can be defined, for example, as described with respect to any of structural formulae (XXXIX)-(XLVII).

[0095] In certain embodiments, the presently disclosed compounds have the structural formula (L):



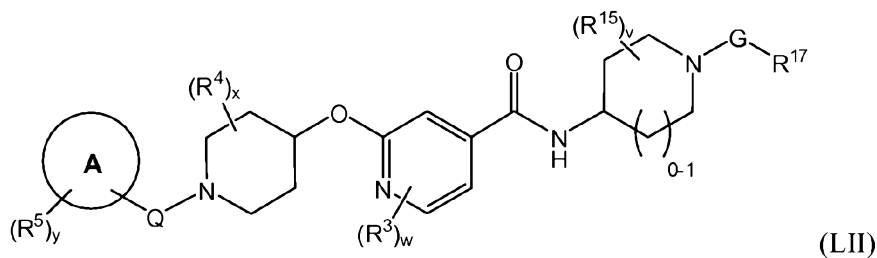
in which G, v, R¹⁵ and R¹⁷ are defined as described above with reference to structural formula (XXXVIII), and all other variables are defined as described above with reference to structural formulae (I) and (XXXVIII). R⁵, v, R¹⁵, R¹⁷, Q, G and the ring denoted by “A” can be defined, for example, as described with respect to any of structural formulae (XXXIX)-(XLVII).

[0096] In certain embodiments, the presently disclosed compounds have the structural formula (LI):



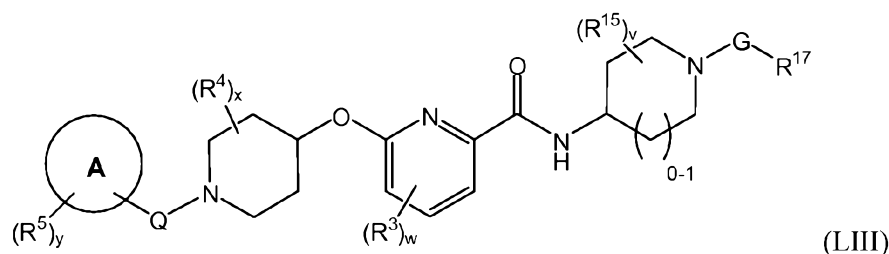
in which G, v, R¹⁵ and R¹⁷ are defined as described above with reference to structural formula (XXXVIII), and all other variables are defined as described above with reference to structural formulae (I) and (XXXVIII). R⁵, v, R¹⁵, R¹⁷, Q, G and the ring denoted by “A” can be defined, for example, as described with respect to any of structural formulae (XXXIX)-(XLVII).

[0097] In certain embodiments, the presently disclosed compounds have the structural formula (LII):



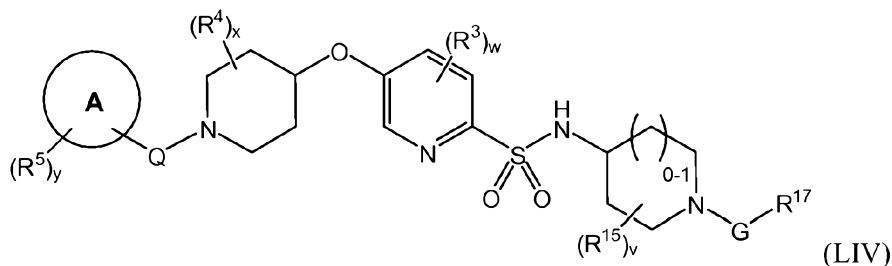
in which G, v, R¹⁵ and R¹⁷ are defined as described above with reference to structural formula (XXXVIII), and all other variables are defined as described above with reference to structural formulae (I) and (XXXVIII). R⁵, v, R¹⁵, R¹⁷, Q, G and the ring denoted by "A" can be defined, for example, as described with respect to any of structural formulae (XXXIX)-(XLVII).

[0098] In certain embodiments, the presently disclosed compounds have the structural formula (LIII):



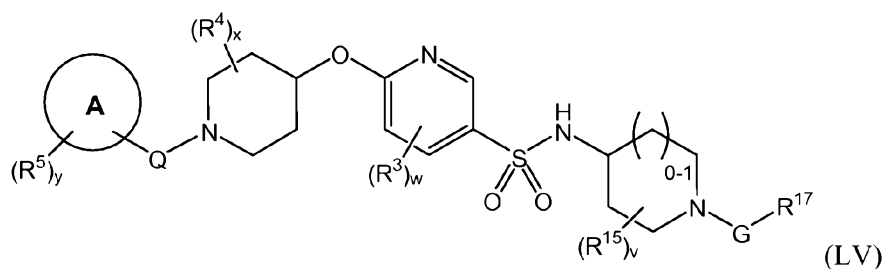
in which G, v, R¹⁵ and R¹⁷ are defined as described above with reference to structural formula (XXXVIII), and all other variables are defined as described above with reference to structural formulae (I) and (XXXVIII). R⁵, v, R¹⁵, R¹⁷, Q, G and the ring denoted by "A" can be defined, for example, as described with respect to any of structural formulae (XXXIX)-(XLVII).

[0099] In certain embodiments, the presently disclosed compounds have the structural formula (LIV):



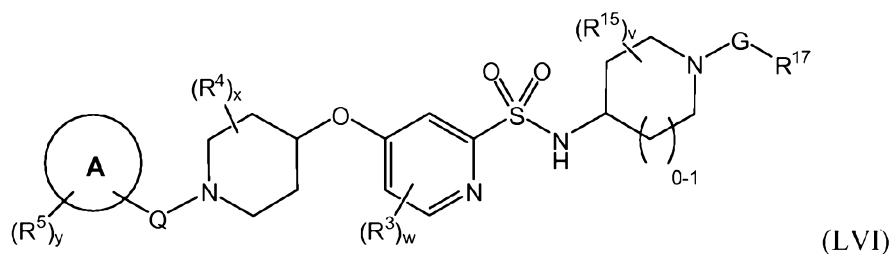
in which G, v, R¹⁵ and R¹⁷ are defined as described above with reference to structural formula (XXXVIII), and all other variables are defined as described above with reference to structural formulae (I) and (XXXVIII). R⁵, v, R¹⁵, R¹⁷, Q, G and the ring denoted by "A" can be defined, for example, as described with respect to any of structural formulae (XXXIX)-(XLVII).

[00100] In certain embodiments, the presently disclosed compounds have the structural formula (LV):



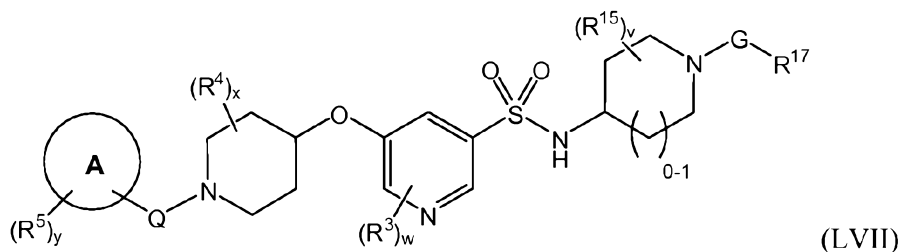
in which G, v, R^{15} and R^{17} are defined as described above with reference to structural formula (XXXVIII), and all other variables are defined as described above with reference to structural formulae (I) and (XXXVIII). R^5 , v, R^{15} , R^{17} , Q, G and the ring denoted by "A" can be defined, for example, as described with respect to any of structural formulae (XXXIX)-(XLVII).

[00101] In certain embodiments, the presently disclosed compounds have the structural formula (LVI):



in which G, v, R^{15} and R^{17} are defined as described above with reference to structural formula (XXXVIII), and all other variables are defined as described above with reference to structural formulae (I) and (XXXVIII). R^5 , v, R^{15} , R^{17} , Q, G and the ring denoted by "A" can be defined, for example, as described with respect to any of structural formulae (XXXIX)-(XLVII).

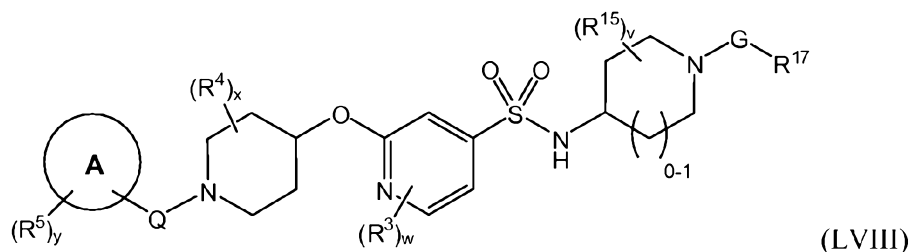
[00102] In certain embodiments, the presently disclosed compounds have the structural formula (LVII):



in which G, v, R^{15} and R^{17} are defined as described above with reference to structural formula (XXXVIII), and all other variables are defined as described above with reference to structural formulae (I) and (XXXVIII). R^5 , v, R^{15} , R^{17} , Q, G and the ring denoted by "A" can be

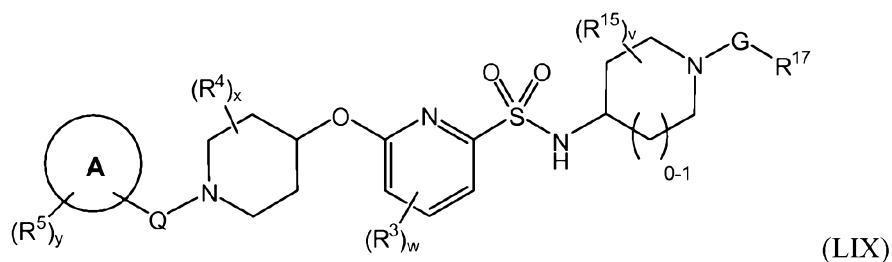
defined, for example, as described with respect to any of structural formulae (XXXIX)-(XLVII).

[00103] In certain embodiments, the presently disclosed compounds have the structural formula (LVIII):



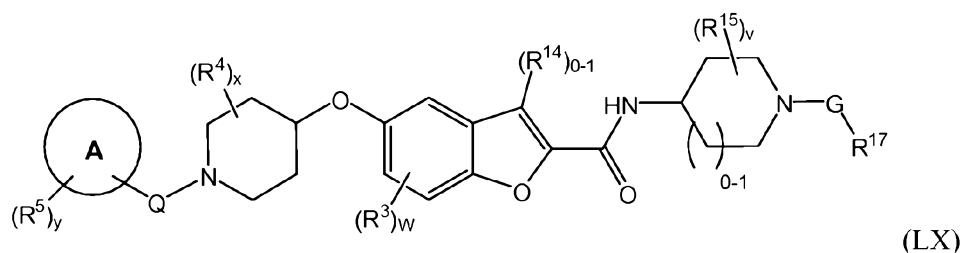
in which G, v, R¹⁵ and R¹⁷ are defined as described above with reference to structural formula (XXXVIII), and all other variables are defined as described above with reference to structural formulae (I) and (XXXVIII). R⁵, v, R¹⁵, R¹⁷, Q, G and the ring denoted by "A" can be defined, for example, as described with respect to any of structural formulae (XXXIX)-(XLVII).

[00104] In certain embodiments, the presently disclosed compounds have the structural formula (LIX):



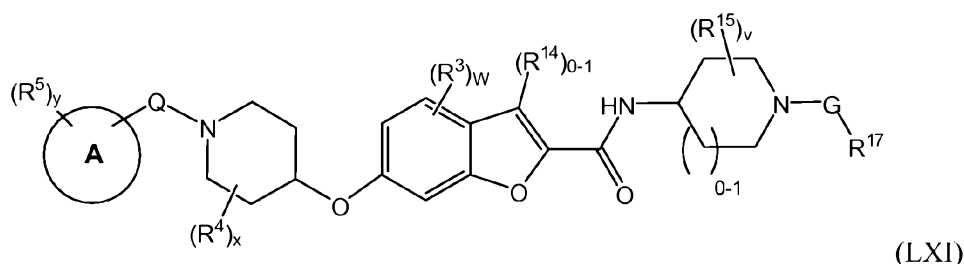
in which G, v, R¹⁵ and R¹⁷ are defined as described above with reference to structural formula (XXXVIII), and all other variables are defined as described above with reference to structural formulae (I) and (XXXVIII). R⁵, v, R¹⁵, R¹⁷, Q, G and the ring denoted by "A" can be defined, for example, as described with respect to any of structural formulae (XXXIX)-(XLVII).

[00105] In certain embodiments, the presently disclosed compounds have the structural formula (LX):



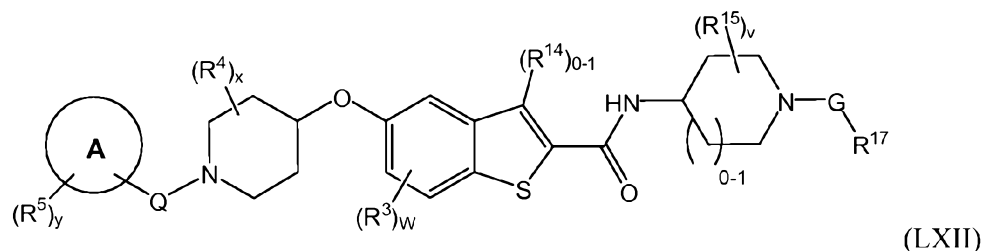
in which G, v, R¹⁵ and R¹⁷ are defined as described above with reference to structural formula (XXXVIII), and all other variables are defined as described above with reference to structural formulae (I) and (XXXVIII). R⁵, v, R¹⁵, R¹⁷, Q, G and the ring denoted by "A" can be defined, for example, as described with respect to any of structural formulae (XXXIX)-(XLVII). In certain embodiments, one R¹⁴ is substituted on the furano carbon. R¹⁴ can be, for example, as described above with reference to structural formula (I). For example, in one embodiment R¹⁴ is halo (e.g., -Cl or -F), cyano unsubstituted -(C₁-C₄ alkyl) (e.g., methyl or ethyl), unsubstituted -(C₁-C₄ haloalkyl) (e.g., trifluoromethyl). In other embodiments, no R¹⁴ is substituted on the furano carbon.

[00106] In certain embodiments, the presently disclosed compounds have the structural formula (LXI):



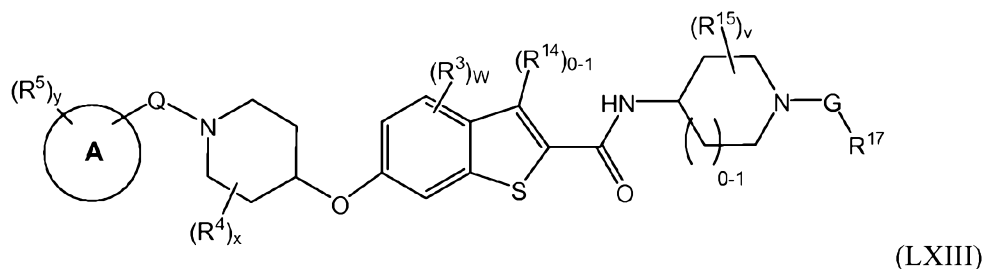
in which G, v, R¹⁵ and R¹⁷ are defined as described above with reference to structural formula (XXXVIII), and all other variables are defined as described above with reference to structural formulae (I) and (XXXVIII). R⁵, v, R¹⁵, R¹⁷, Q, G and the ring denoted by "A" can be defined, for example, as described with respect to any of structural formulae (XXXIX)-(XLVII). In certain embodiments, one R¹⁴ is substituted on the furano carbon. R¹⁴ can be, for example, as described above with reference to structural formula (I). For example, in one embodiment R¹⁴ is halo (e.g., -Cl or -F), cyano unsubstituted -(C₁-C₄ alkyl) (e.g., methyl or ethyl), unsubstituted -(C₁-C₄ haloalkyl) (e.g., trifluoromethyl). In other embodiments, no R¹⁴ is substituted on the furano carbon.

[00107] In certain embodiments, the presently disclosed compounds have the structural formula (LXII):



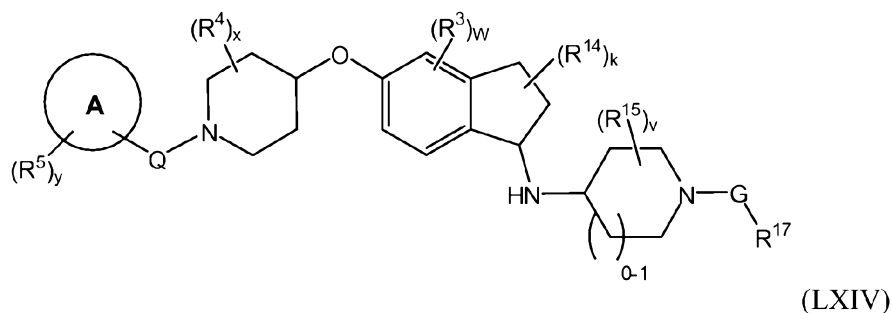
in which G, v, R¹⁵ and R¹⁷ are defined as described above with reference to structural formula (XXXVIII), and all other variables are defined as described above with reference to structural formulae (I) and (XXXVIII). R⁵, v, R¹⁵, R¹⁷, Q, G and the ring denoted by "A" can be defined, for example, as described with respect to any of structural formulae (XXXIX)-(XLVII). In certain embodiments, one R¹⁴ is substituted on the thieno carbon. R¹⁴ can be, for example, as described above with reference to structural formula (I). For example, in one embodiment R¹⁴ is halo (e.g., -Cl or -F), cyano unsubstituted -(C₁-C₄ alkyl) (e.g., methyl or ethyl), unsubstituted -(C₁-C₄ haloalkyl) (e.g., trifluoromethyl). In other embodiments, no R¹⁴ is substituted on the thieno carbon.

[00108] In certain embodiments, the presently disclosed compounds have the structural formula (LXIII):



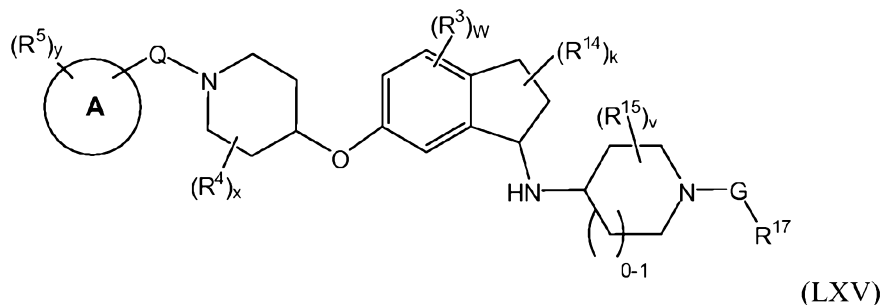
in which G, v, R¹⁵ and R¹⁷ are defined as described above with reference to structural formula (XXXVIII), and all other variables are defined as described above with reference to structural formulae (I) and (XXXVIII). R⁵, v, R¹⁵, R¹⁷, Q, G and the ring denoted by "A" can be defined, for example, as described with respect to any of structural formulae (XXXIX)-(XLVII). In certain embodiments, one R¹⁴ is substituted on the thieno carbon. R¹⁴ can be, for example, as described above with reference to structural formula (I). For example, in one embodiment R¹⁴ is halo (e.g., -Cl or -F), cyano unsubstituted -(C₁-C₄ alkyl) (e.g., methyl or ethyl), unsubstituted -(C₁-C₄ haloalkyl) (e.g., trifluoromethyl). In other embodiments, no R¹⁴ is substituted on the thieno carbon.

[00109] In certain embodiments, the presently disclosed compounds have the structural formula (LXIV):



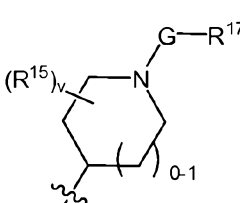
in which Q, G, v, R¹⁵ and R¹⁷ are defined as described above with reference to structural formula (XXXVIII), and all other variables are defined as described above with reference to structural formula (I). R⁵, R¹⁵, R¹⁷, Q, G and the ring denoted by "A" can be defined, for example, as described with respect to any of structural formulae (XXXIX)-(XLVII).

[00110] In certain embodiments, the presently disclosed compounds have the structural formula (LXV):

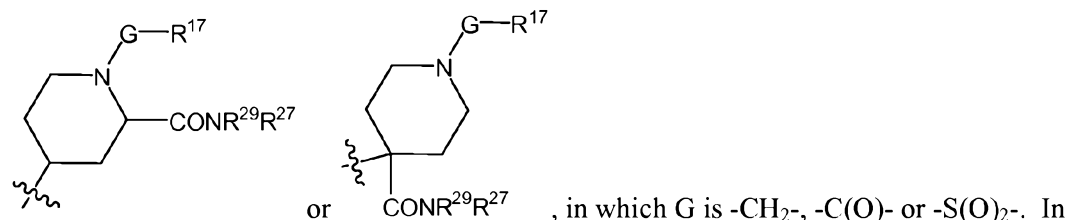
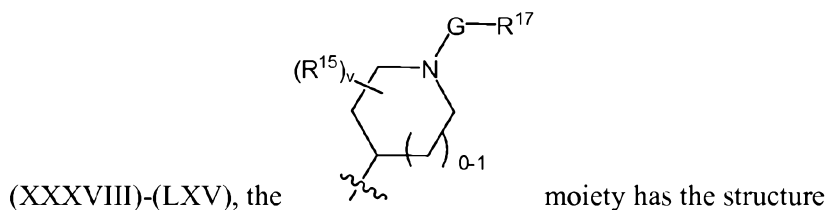


in which Q, G, v, R¹⁵ and R¹⁷ are defined as described above with reference to structural formula (XXXVIII), and all other variables are defined as described above with reference to structural formula (I). R⁵, R¹⁵, R¹⁷, Q, G and the ring denoted by "A" can be defined, for example, as described with respect to any of structural formulae (XXXIX)-(XLVII).

[00111] In certain embodiments of compounds having structural formulae

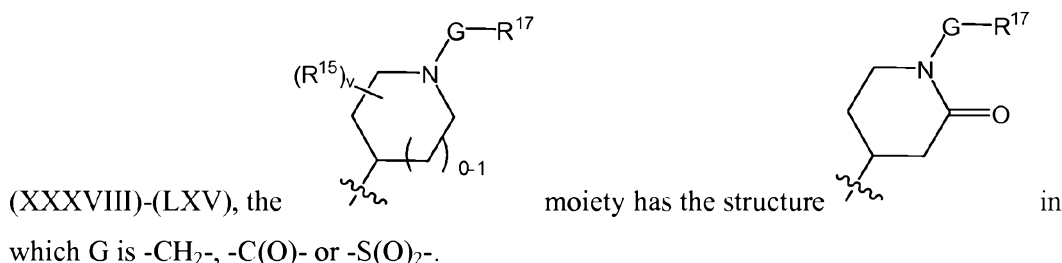
(XXXVIII)-(LXV), the moiety has the structure , in which G is -CH₂-, -CH(CH₃)-, -C(O)- or -S(O)₂-. For example, in one embodiment, G is -CH₂-. In another embodiment, G is -C(O)- or -S(O)₂-.

[00112] In other embodiments of compounds having structural formulae

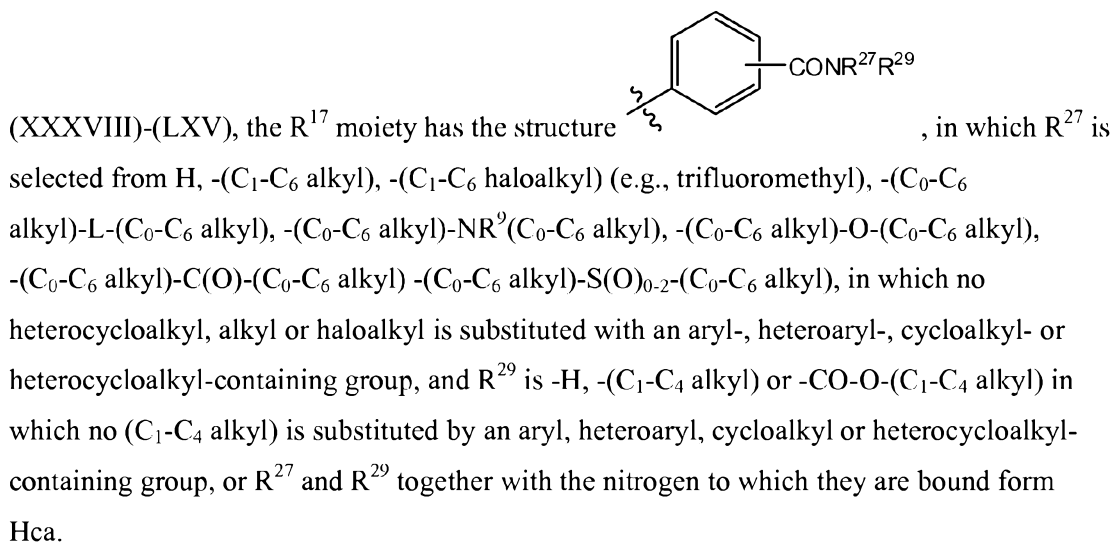


such embodiments, the compounds of structural formula (XLVII) can be present as racemic mixtures or scalemic mixtures, or in an enantiomerically-enriched form, for example as a substantially pure stereoisomer.

[00113] In other embodiments of compounds having structural formulae



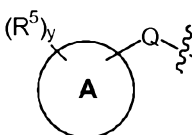
[00114] In certain embodiments of compounds having structural formulae



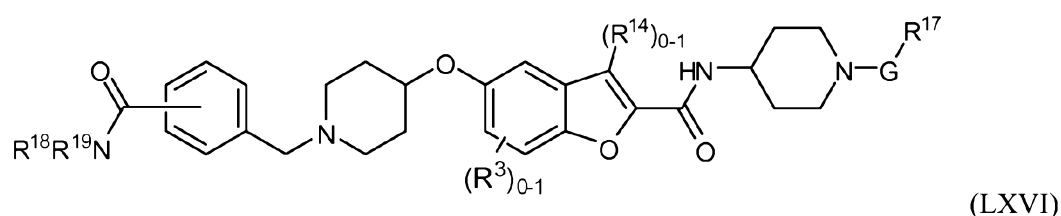
[00115] In certain embodiments described above, each R²⁷ is selected from -(C₁-C₃ alkyl), -(C₁-C₃ haloalkyl), -(C₀-C₃ alkyl)-L-R⁷, -(C₀-C₃ alkyl)-NR⁸R⁹, -(C₀-C₃ alkyl)-OR¹⁰, -(C₀-C₃

alkyl)-C(O)R¹⁰, -(C₀-C₃ alkyl)-S(O)₀₋₂R¹⁰, -halogen, -NO₂ and -CN and two R²¹ on the same carbon optionally combine to form oxo, in which each R⁷, R⁸ and R¹⁰ is independently selected from H, -(C₁-C₂ alkyl), -(C₁-C₂ haloalkyl), -(C₀-C₂ alkyl)-L-(C₀-C₂ alkyl), -(C₀-C₂ alkyl)-NR⁹(C₀-C₂ alkyl), -(C₀-C₂ alkyl)-O-(C₀-C₂ alkyl), -(C₀-C₂ alkyl)-C(O)-(C₀-C₂ alkyl) and -(C₀-C₂ alkyl)-S(O)₀₋₂-(C₀-C₂ alkyl), and in which no alkyl or haloalkyl is substituted with an aryl-, heteroaryl-, cycloalkyl- or heterocycloalkyl-containing group, and each R²⁹ is H, methyl or ethyl, or R²⁷ and R²⁹ together with the nitrogen to which they are bound form Hca.

[00116] In certain embodiments of compounds having structural formulae

(XXXVIII)-(LXV), the  moiety is *p*-(trifluoromethyl)phenyl.

[00117] In one embodiment, the presently disclosed compounds have the structural formula (LXVI):

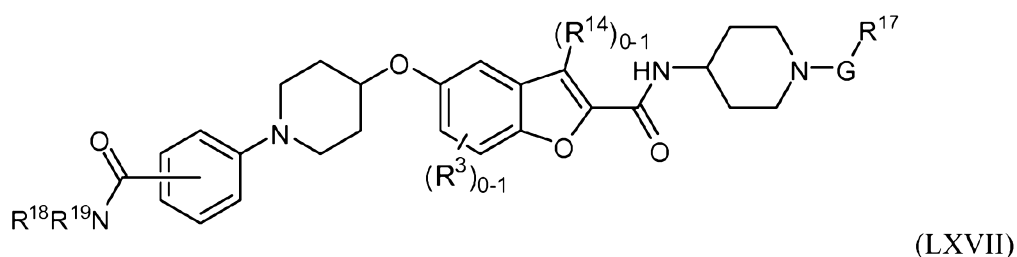


in which G, R³ and R¹⁷ are as described above with respect to structural formula (XXXVIII); R¹⁸ is H, -(C₁-C₆ alkyl), -(C₁-C₆ haloalkyl) (e.g., trifluoromethyl), -(C₀-C₆ alkyl)-L-(C₀-C₆ alkyl), -(C₀-C₆ alkyl)-NR⁹(C₀-C₆ alkyl), -(C₀-C₆ alkyl)-O-(C₀-C₆ alkyl), -(C₀-C₆ alkyl)-C(O)-(C₀-C₆ alkyl) and -(C₀-C₆ alkyl)-S(O)₀₋₂-(C₀-C₆ alkyl), in which no alkyl or haloalkyl is substituted with an aryl-, heteroaryl-, cycloalkyl- or heterocycloalkyl-containing group and R¹⁹ is -H, -(C₁-C₄ alkyl) or -CO-O-(C₁-C₄ alkyl) in which no alkyl is substituted by an aryl, heteroaryl, cycloalkyl or heterocycloalkyl-containing group, or R¹⁸ and R¹⁹ together with the nitrogen to which they are bound form Hca; and R²⁰ is Ar or Het. In certain embodiments, R¹⁸ is H or (C₁-C₄ alkyl), and R¹⁹ is -H. In certain embodiments, one R¹⁴ is substituted on the furano carbon. R¹⁴ can be, for example, as described above with reference to structural formula (I). For example, in one embodiment R¹⁴ is halo (e.g., -Cl or -F), cyano unsubstituted -(C₁-C₄ alkyl) (e.g., methyl or ethyl), unsubstituted -(C₁-C₄ haloalkyl) (e.g., trifluoromethyl). In other embodiments, no R¹⁴ is substituted on the furano carbon.

[00118] In certain embodiments of compounds of structural formula (LXVI), w is 1, and R^3 is $-NR^8R^9$. In certain such embodiments, R^3 is substituted at a benzo or pyrido ring position meta to the alicyclic ethereal oxygen.

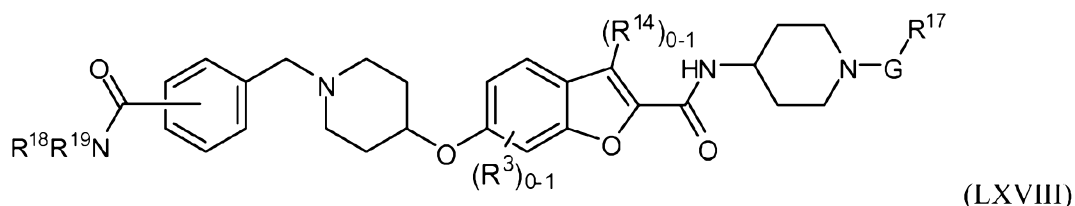
[00119] In other embodiments of compounds of structural formula (LXVI), w is 1, and R^3 is $-(C_0-C_3 \text{ alkyl})-Y^1-(C_1-C_3 \text{ alkyl})-Y^2-(C_0-C_3 \text{ alkyl})$, in which each of Y^1 and Y^2 is independently L, -O-, -S- or $-NR^9$. In certain such embodiments, R^3 is substituted at a benzo or pyrido ring position meta to the alicyclic ethereal oxygen.

[00120] In another embodiment, the presently disclosed compounds have the structural formula (LXVII):



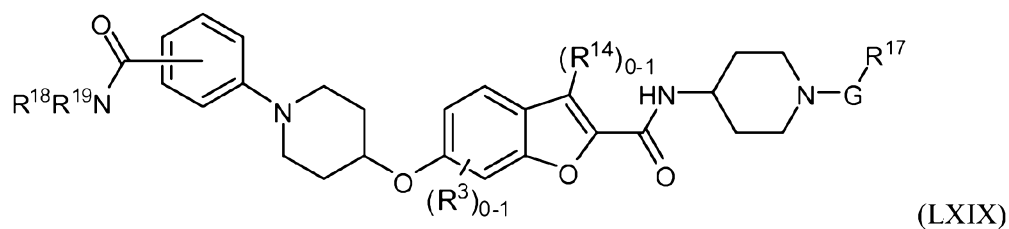
in which R^3 and R^{14} are defined as described above with reference to structural formulae (I) and (XXXVIII); G and R^{17} are defined as described above with reference to structural formula (XXXVIII); and R^{18} and R^{19} are defined as described above with reference to structural formula (LXVI).

[00121] In another embodiment, the presently disclosed compounds have the structural formula (LXVIII):



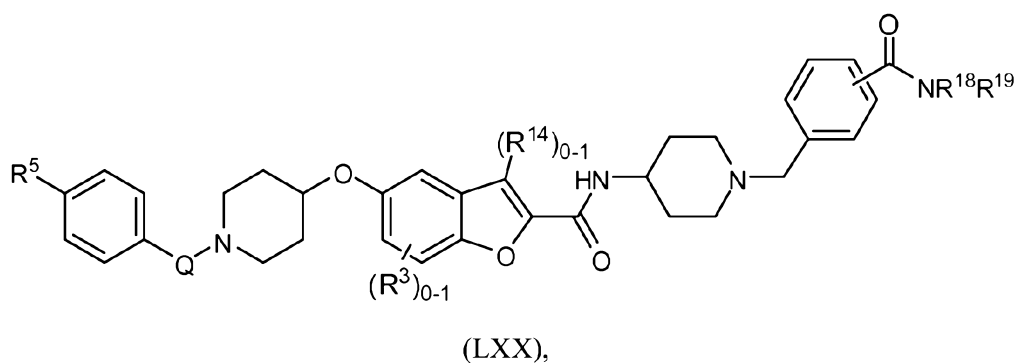
in which R^3 and R^{14} are defined as described above with reference to structural formulae (I) and (XXXVIII); G and R^{17} are defined as described above with reference to structural formula (XXXVIII); and R^{18} and R^{19} are defined as described above with reference to structural formula (LXVI).

[00122] In another embodiment, the presently disclosed compounds have the structural formula (LXIX):



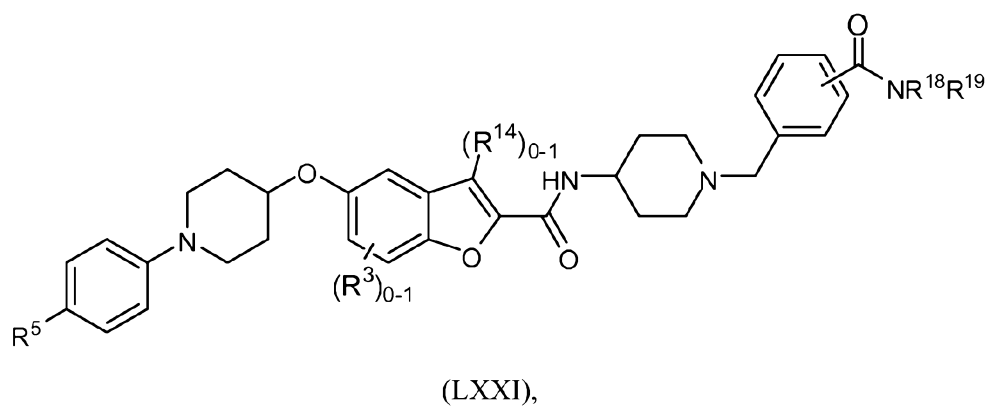
in which R³ and R¹⁴ are defined as described above with reference to structural formulae (I) and (XXXVIII); G and R¹⁷ are defined as described above with reference to structural formula (XXXVIII); and R¹⁸ and R¹⁹ are defined as described above with reference to structural formula (LXVI).

[00123] In another embodiment, the presently disclosed compounds have the structural formula (LXX):



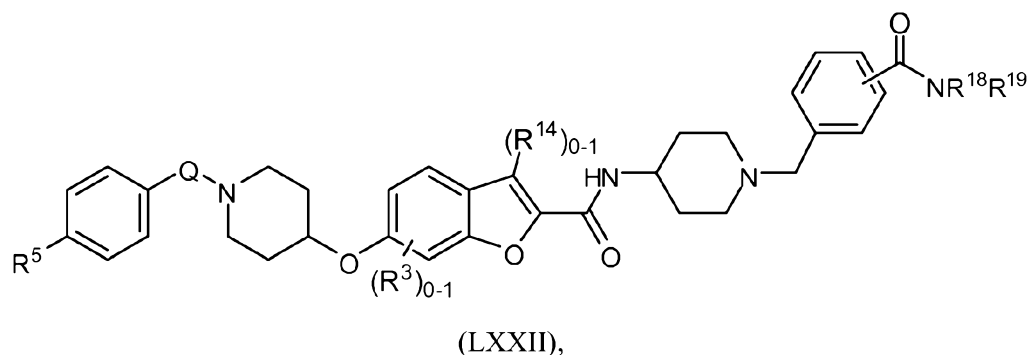
in which Q, R³, R⁵ and R¹⁴ are defined as described above with reference to structural formulae (I) and (XXXVIII); and R¹⁸ and R¹⁹ are defined as described above with reference to structural formula (LXVI).

[00124] In another embodiment, the presently disclosed compounds have the structural formula (LXXI):



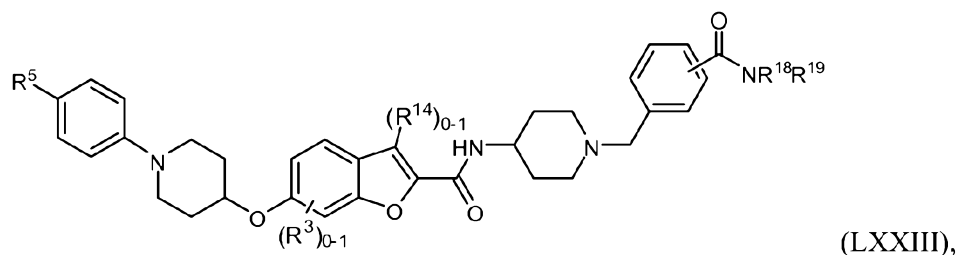
in which R^3 , R^5 and R^{14} are defined as described above with reference to structural formulae (I) and (XXXVIII); and R^{18} and R^{19} are defined as described above with reference to structural formula (LXVI).

[00125] In another embodiment, the presently disclosed compounds have the structural formula (LXXII):



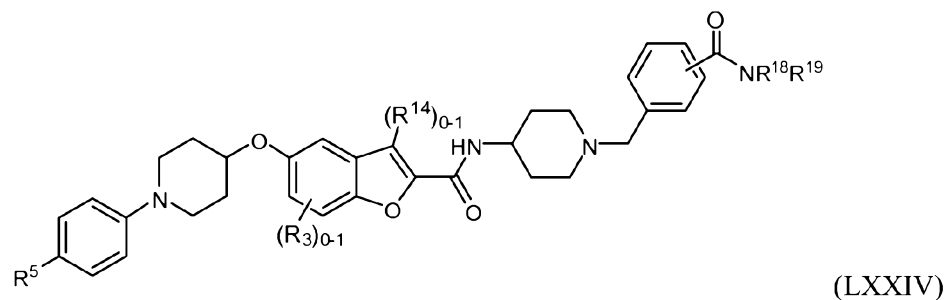
in which Q , R^3 , R^5 and R^{14} are defined as described above with reference to structural formulae (I) and (XXXVIII); and R^{18} and R^{19} are defined as described above with reference to structural formula (LXVI).

[00126] In another embodiment, the presently disclosed compounds have the structural formula (LXXIII):



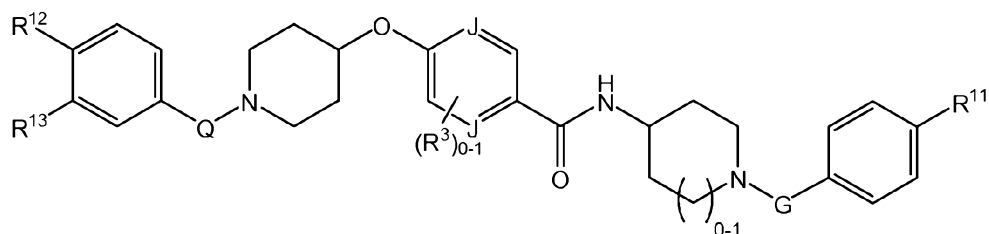
in which R^3 , R^5 and R^{14} are defined as described above with reference to structural formulae (I) and (XXXVIII); and R^{18} and R^{19} are defined as described above with reference to structural formula (LXVI).

[00127] In another embodiment, the presently disclosed compounds have the structural formula (LXXIV):



in which R^3 , R^5 and R^{14} are defined as described above with reference to structural formulae (I) and (XXXVIII); and R^{18} and R^{19} are defined as described above with reference to structural formula (LXVI).

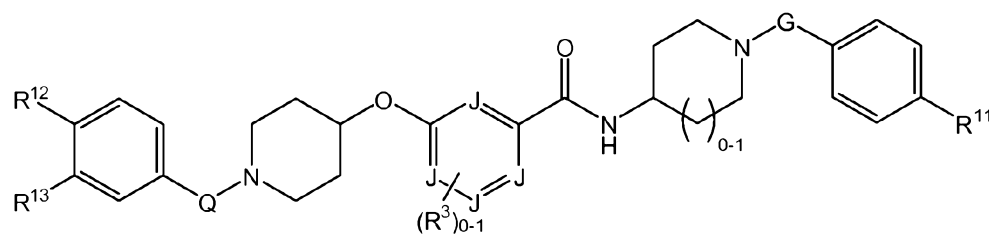
[00128] In one embodiment, the presently disclosed compounds have the structural formula (LXXV):



(LXXV),

in which one J is N and the other is CH; Q is $-CH_2-$ or a single bond; G is CH_2 or $C(O)$; R^3 is as described above with respect to structural formulae (I) and (XXXVIII) (e.g., absent or halo); and R^{11} , R^{12} and R^{13} are independently selected from H, halo, cyano, $-(C_1-C_4$ haloalkyl), $-O-(C_1-C_4$ haloalkyl), $-(C_1-C_4$ alkyl), $-O-(C_1-C_4$ alkyl), $-C(O)-(C_0-C_4$ alkyl), $-C(O)O-(C_0-C_4$ alkyl), $-C(O)N(C_0-C_4$ alkyl)(C_0-C_4 alkyl), NO_2 and $-C(O)-Hca$ in which the Hca contains a ring nitrogen atom through which it is bound to the $-C(O)-$, in which no alkyl, haloalkyl or heterocycloalkyl is substituted by an aryl, heteroaryl, cycloalkyl or heterocycloalkyl-containing group. In one particular such embodiment, at least one of R^{11} , R^{12} and R^{13} is not H.

[00129] In certain embodiments, the presently disclosed compounds have the structural formula (LXXVI):

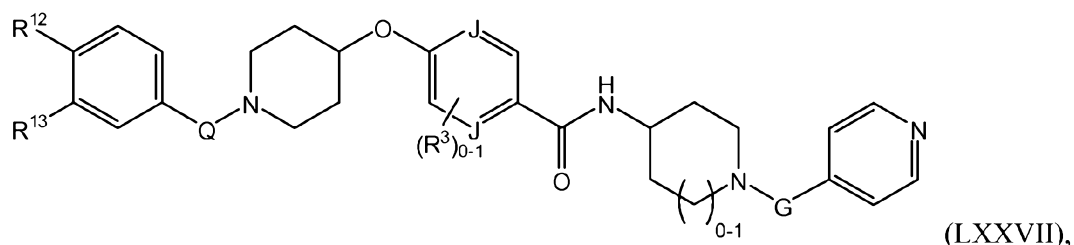


(LXXVI),

in which one J is N and the other is CH; Q is $-CH_2-$ or a single bond; G is CH_2 or $C(O)$; R^3 is as described above with respect to structural formulae (I) and (XXXVIII) (e.g., absent or halo); and R^{11} , R^{12} and R^{13} are independently selected from H, halo, cyano, $-(C_1-C_4$ haloalkyl), $-O-(C_1-C_4$ haloalkyl), $-(C_1-C_4$ alkyl), $-O-(C_1-C_4$ alkyl), $-C(O)-(C_0-C_4$ alkyl), $-C(O)O-(C_0-C_4$ alkyl), $-C(O)N(C_0-C_4$ alkyl)(C_0-C_4 alkyl), NO_2 and $-C(O)-Hca$ in which the Hca contains a ring nitrogen atom through which it is bound to the $-C(O)-$, in which no alkyl,

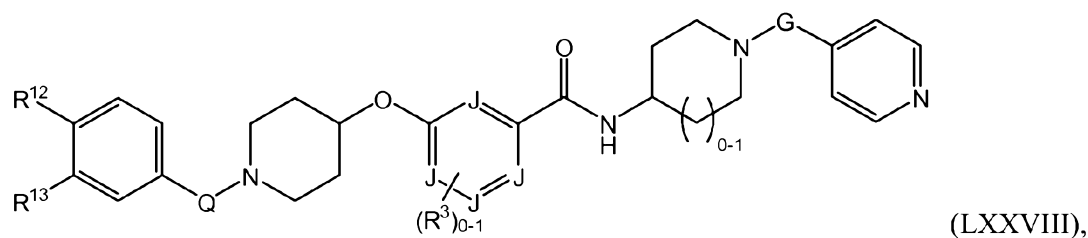
haloalkyl or heterocycloalkyl is substituted by an aryl, heteroaryl, cycloalkyl or heterocycloalkyl-containing group. In one particular such embodiment, at least one of R^{12} and R^{13} is not H.

[00130] In certain embodiments, the presently disclosed compounds have the structural formula (LXXVII):



in which one J is N, and the other is CH; Q is $-CH_2-$ or a single bond; G is CH_2 or $C(O)$; R^3 is as described above with respect to structural formulae (I) and (XXXVIII) (e.g., absent or halo); and R^{12} and R^{13} are independently selected from H, halo, cyano, $-(C_1-C_4 \text{ haloalkyl})$, $-O-(C_1-C_4 \text{ haloalkyl})$, $-(C_1-C_4 \text{ alkyl})$, $-O-(C_1-C_4 \text{ alkyl})$, $-C(O)-(C_0-C_4 \text{ alkyl})$, $-C(O)O-(C_0-C_4 \text{ alkyl})$, $-C(O)N(C_0-C_4 \text{ alkyl})(C_0-C_4 \text{ alkyl})$, NO_2 and $-C(O)-Hca$ in which the Hca contains a ring nitrogen atom through which it is bound to the $-C(O)-$, in which no alkyl, haloalkyl or heterocycloalkyl is substituted by an aryl, heteroaryl, cycloalkyl or heterocycloalkyl-containing group. In one particular such embodiment, at least one of R^{11} , R^{12} and R^{13} is not H.

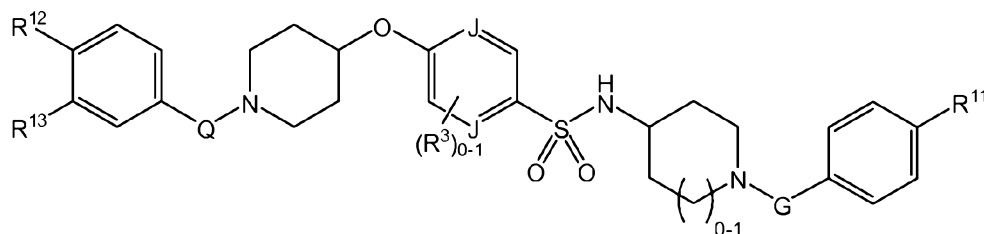
[00131] In certain embodiments, the presently disclosed compounds have the structural formula (LXXVIII):



in which one J is N, and the other three are CH; Q is $-CH_2-$ or a single bond; G is CH_2 or $C(O)$; R^3 is as described above with respect to structural formulae (I) and (XXXVIII) (e.g., absent or halo); and R^{12} and R^{13} are independently selected from H, halo, cyano, $-(C_1-C_4 \text{ haloalkyl})$, $-O-(C_1-C_4 \text{ haloalkyl})$, $-(C_1-C_4 \text{ alkyl})$, $-O-(C_1-C_4 \text{ alkyl})$, $-C(O)-(C_0-C_4 \text{ alkyl})$, $-C(O)O-(C_0-C_4 \text{ alkyl})$, $-C(O)N(C_0-C_4 \text{ alkyl})(C_0-C_4 \text{ alkyl})$, NO_2 and $-C(O)-Hca$ in which the Hca contains a ring nitrogen atom through which it is bound to the $-C(O)-$, in which no alkyl, haloalkyl or heterocycloalkyl is substituted by an aryl, heteroaryl, cycloalkyl or

heterocycloalkyl-containing group. In one particular such embodiment, at least one of R^{12} and R^{13} is not H.

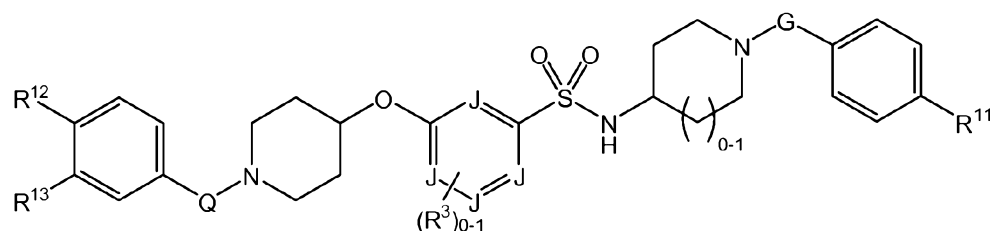
[00132] In certain embodiments, the presently disclosed compounds have the structural formula (LXXIX):



(LXXIX),

in which one J is N and the other is CH; Q is -CH₂- or a single bond G is CH₂ or C(O); R³ is as described above with respect to structural formulae (I) and (XXXVIII) (e.g., absent or halo); and R¹¹, R¹² and R¹³ are independently selected from H, halo, cyano, -(C₁-C₄ haloalkyl), -O-(C₁-C₄ haloalkyl), -(C₁-C₄ alkyl), -O-(C₁-C₄ alkyl), -C(O)-(C₀-C₄ alkyl), -C(O)O-(C₀-C₄ alkyl), -C(O)N(C₀-C₄ alkyl)(C₀-C₄ alkyl), NO₂ and -C(O)-Hca in which the Hca contains a ring nitrogen atom through which it is bound to the -C(O)-, in which no alkyl, haloalkyl or heterocycloalkyl is substituted by an aryl, heteroaryl, cycloalkyl or heterocycloalkyl-containing group. In one particular such embodiment, at least one of R¹¹, R¹² and R¹³ is not H.

[00133] In certain embodiments, the presently disclosed compounds have the structural formula (LXXX):

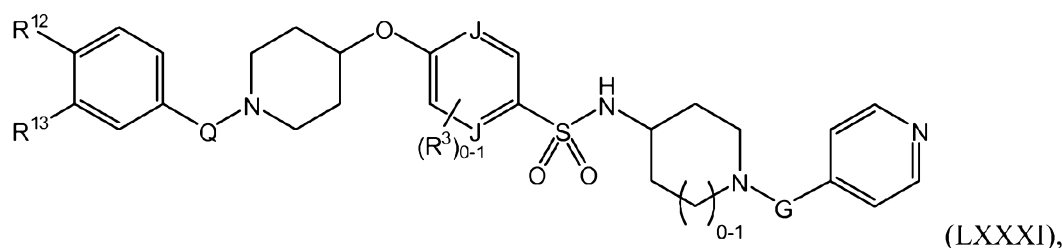


(LXXX),

in which one J is N, and the other three are CH; Q is -CH₂- or a single bond; G is CH₂ or C(O); R³ is as described above with respect to structural formulae (I) and (XXXVIII) (e.g., absent or halo); and R¹¹, R¹² and R¹³ are independently selected from H, halo, cyano, -(C₁-C₄ haloalkyl), -O-(C₁-C₄ haloalkyl), -(C₁-C₄ alkyl), -O-(C₁-C₄ alkyl), -C(O)-(C₀-C₄ alkyl), -C(O)O-(C₀-C₄ alkyl), -C(O)N(C₀-C₄ alkyl)(C₀-C₄ alkyl), NO₂ and -C(O)-Hca in which the Hca contains a ring nitrogen atom through which it is bound to the -C(O)-, in which no alkyl, haloalkyl or heterocycloalkyl is substituted by an aryl, heteroaryl, cycloalkyl or

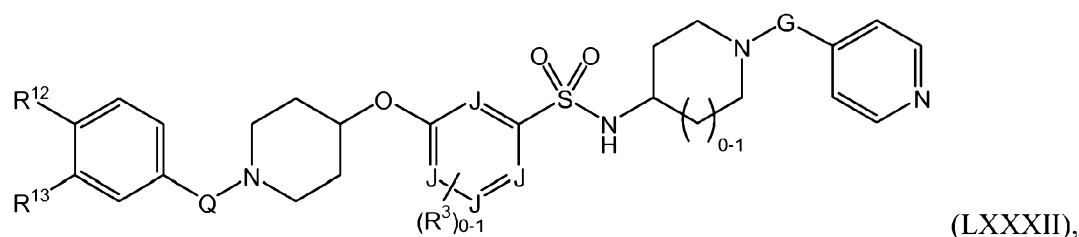
heterocycloalkyl-containing group. In one particular such embodiment, at least one of R^{12} and R^{13} is not H.

[00134] In certain embodiments, the presently disclosed compounds have the structural formula (LXXXI):



in which one J is N, and the other is CH; Q is $-CH_2-$ or a single bond; G is CH_2 or $C(O)$; R^3 is as described above with respect to structural formulae (I) and (XXXVIII) (e.g., absent or halo); and R^{12} and R^{13} are independently selected from H, halo, cyano, $-(C_1-C_4 \text{ haloalkyl})$, $-O-(C_1-C_4 \text{ haloalkyl})$, $-(C_1-C_4 \text{ alkyl})$, $-O-(C_1-C_4 \text{ alkyl})$, $-C(O)-(C_0-C_4 \text{ alkyl})$, $-C(O)O-(C_0-C_4 \text{ alkyl})$, $-C(O)N(C_0-C_4 \text{ alkyl})(C_0-C_4 \text{ alkyl})$, NO_2 and $-C(O)-Hca$ in which the Hca contains a ring nitrogen atom through which it is bound to the $-C(O)-$, in which no alkyl, haloalkyl or heterocycloalkyl is substituted by an aryl, heteroaryl, cycloalkyl or heterocycloalkyl-containing group. In one particular such embodiment, at least one of R^{11} , R^{12} and R^{13} is not H.

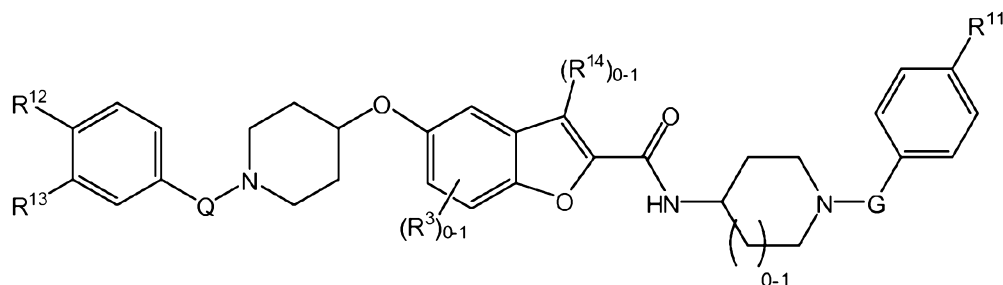
[00135] In certain embodiments, the presently disclosed compounds have the structural formula (LXXXII):



in which one J is N, and the other three are CH; Q is $-CH_2-$ or a single bond; G is CH_2 or $C(O)$; R^3 is as described above with respect to structural formulae (I) and (XXXVIII) (e.g., absent or halo); and R^{12} and R^{13} are independently selected from H, halo, cyano, $-(C_1-C_4 \text{ haloalkyl})$, $-O-(C_1-C_4 \text{ haloalkyl})$, $-(C_1-C_4 \text{ alkyl})$, $-O-(C_1-C_4 \text{ alkyl})$, $-C(O)-(C_0-C_4 \text{ alkyl})$, $-C(O)O-(C_0-C_4 \text{ alkyl})$, $-C(O)N(C_0-C_4 \text{ alkyl})(C_0-C_4 \text{ alkyl})$, NO_2 and $-C(O)-Hca$ in which the Hca contains a ring nitrogen atom through which it is bound to the $-C(O)-$, in which no alkyl, haloalkyl or heterocycloalkyl is substituted by an aryl, heteroaryl, cycloalkyl or

heterocycloalkyl-containing group. In one particular such embodiment, at least one of R^{12} and R^{13} is not H.

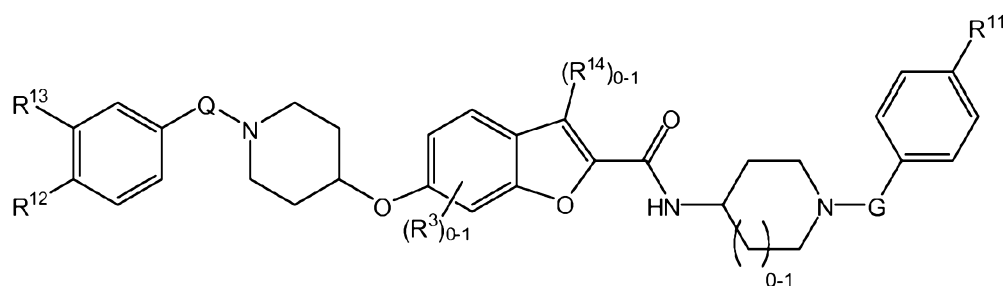
[00136] In certain embodiments, the presently disclosed compounds have the structural formula (LXXXIII):



(LXXXIII),

in which Q is $-CH_2-$ or a single bond; G is CH_2 or $C(O)$; R^3 is as described above with respect to structural formulae (I) and (XXXVIII) (e.g., absent or halo); R^{14} is as described above with respect to structural formulae (I) and (LX) (e.g., absent, methyl or halo); and R^{11} , R^{12} and R^{13} are independently selected from H, halo, cyano, $-(C_1-C_4 \text{ haloalkyl})$, $-O-(C_1-C_4 \text{ haloalkyl})$, $-(C_1-C_4 \text{ alkyl})$, $-O-(C_1-C_4 \text{ alkyl})$, $-C(O)-(C_0-C_4 \text{ alkyl})$, $-C(O)O-(C_0-C_4 \text{ alkyl})$, $-C(O)N(C_0-C_4 \text{ alkyl})(C_0-C_4 \text{ alkyl})$, NO_2 and $-C(O)-Hca$ in which the Hca contains a ring nitrogen atom through which it is bound to the $-C(O)-$, in which no alkyl, haloalkyl or heterocycloalkyl is substituted by an aryl, heteroaryl, cycloalkyl or heterocycloalkyl-containing group. In one particular such embodiment, at least one of R^{11} , R^{12} and R^{13} is not H.

[00137] In certain embodiments, the presently disclosed compounds have the structural formula (LXXXIV):

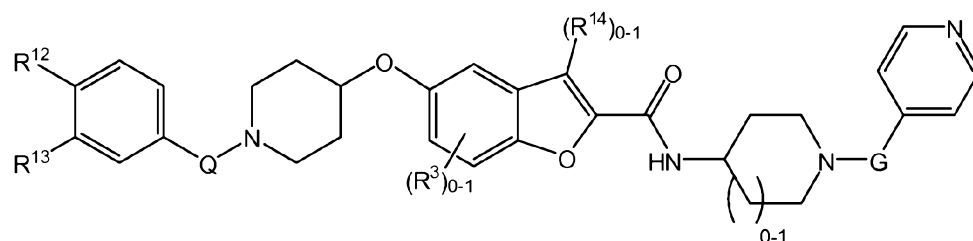


(LXXXIV),

in which Q is $-CH_2-$ or a single bond; G is CH_2 or $C(O)$; R^3 is as described above with respect to structural formulae (I) and (XXXVIII) (e.g., absent or halo); R^{14} is as described above with respect to structural formulae (I) and (LXI) (e.g., absent, methyl or halo); and R^{11} , R^{12} and R^{13} are independently selected from H, halo, cyano, $-(C_1-C_4 \text{ haloalkyl})$, $-O-(C_1-C_4 \text{ haloalkyl})$, $-(C_1-C_4 \text{ alkyl})$, $-O-(C_1-C_4 \text{ alkyl})$, $-C(O)-(C_0-C_4 \text{ alkyl})$, $-C(O)O-(C_0-C_4 \text{ alkyl})$, $-C(O)N(C_0-C_4$

alkyl)(C₀-C₄ alkyl), NO₂ and -C(O)-Hca in which the Hca contains a ring nitrogen atom through which it is bound to the -C(O)-, in which no alkyl, haloalkyl or heterocycloalkyl is substituted by an aryl, heteroaryl, cycloalkyl or heterocycloalkyl-containing group. In one particular such embodiment, at least one of R¹¹, R¹² and R¹³ is not H.

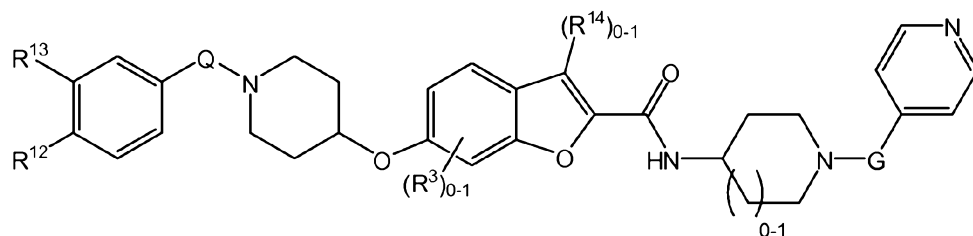
[00138] In certain embodiments, the presently disclosed compounds have the structural formula (LXXXV):



(LXXXV),

in which Q is -CH₂- or a single bond; G is CH₂ or C(O); R³ is as described above with respect to structural formulae (I) and (XXXVIII) (e.g., absent or halo); R¹⁴ is as described above with respect to structural formulae (I) and (LX) (e.g., absent, methyl or halo); and R¹² and R¹³ are independently selected from H, halo, cyano, -(C₁-C₄ haloalkyl), -O-(C₁-C₄ haloalkyl), -(C₁-C₄ alkyl), -O-(C₁-C₄ alkyl), -C(O)-(C₀-C₄ alkyl), -C(O)O-(C₀-C₄ alkyl), -C(O)N(C₀-C₄ alkyl)(C₀-C₄ alkyl), NO₂ and -C(O)-Hca in which the Hca contains a ring nitrogen atom through which it is bound to the -C(O)-, in which no alkyl, haloalkyl or heterocycloalkyl is substituted by an aryl, heteroaryl, cycloalkyl or heterocycloalkyl-containing group. In one particular such embodiment, at least one of R¹² and R¹³ is not H.

[00139] In certain embodiments, the presently disclosed compounds have the structural formula (LXXXVI):

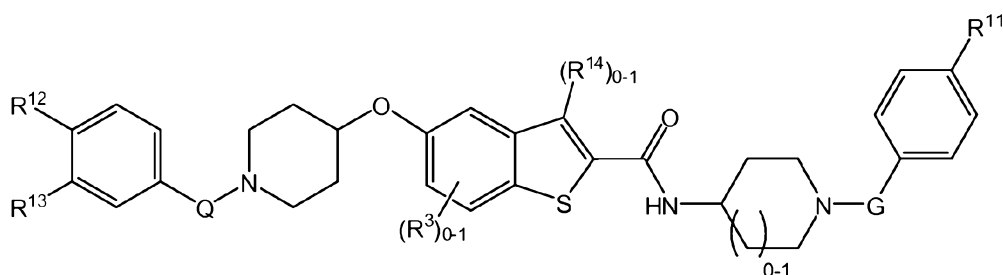


(LXXXVI),

in which Q is -CH₂- or a single bond; G is CH₂ or C(O); R³ is as described above with respect to structural formulae (I) and (XXXVIII) (e.g., absent or halo); R¹⁴ is as described above with respect to structural formulae (I) and (LXI) (e.g., absent, methyl or halo); and R¹² and R¹³ are independently selected from H, halo, cyano, -(C₁-C₄ haloalkyl), -O-(C₁-C₄ haloalkyl), -(C₁-C₄

alkyl), -O-(C₁-C₄ alkyl), -C(O)-(C₀-C₄ alkyl), -C(O)O-(C₀-C₄ alkyl), -C(O)N(C₀-C₄ alkyl)(C₀-C₄ alkyl), NO₂ and -C(O)-Hca in which the Hca contains a ring nitrogen atom through which it is bound to the -C(O)-, in which no alkyl, haloalkyl or heterocycloalkyl is substituted by an aryl, heteroaryl, cycloalkyl or heterocycloalkyl-containing group. In one particular such embodiment, at least one of R¹² and R¹³ is not H.

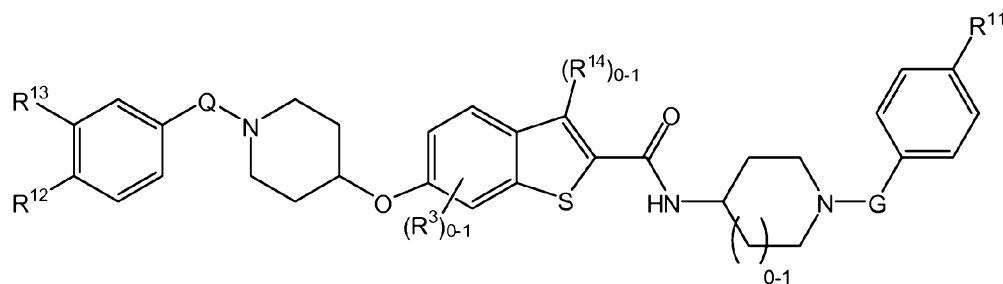
[00140] In certain embodiments, the presently disclosed compounds have the structural formula (LXXXVII):



(LXXXVII),

in which Q is -CH₂- or a single bond; G is CH₂ or C(O); R³ is as described above with respect to structural formulae (I) and (XXXVIII) (e.g., absent or halo); R¹⁴ is as described above with respect to structural formulae (I) and (LXII) (e.g., absent, methyl or halo); and R¹¹, R¹² and R¹³ are independently selected from H, halo, cyano, -(C₁-C₄ haloalkyl), -O-(C₁-C₄ haloalkyl), -(C₁-C₄ alkyl), -O-(C₁-C₄ alkyl), -C(O)-(C₀-C₄ alkyl), -C(O)O-(C₀-C₄ alkyl), -C(O)N(C₀-C₄ alkyl)(C₀-C₄ alkyl), NO₂ and -C(O)-Hca in which the Hca contains a ring nitrogen atom through which it is bound to the -C(O)-, in which no alkyl, haloalkyl or heterocycloalkyl is substituted by an aryl, heteroaryl, cycloalkyl or heterocycloalkyl-containing group. In one particular such embodiment, at least one of R¹¹, R¹² and R¹³ is not H.

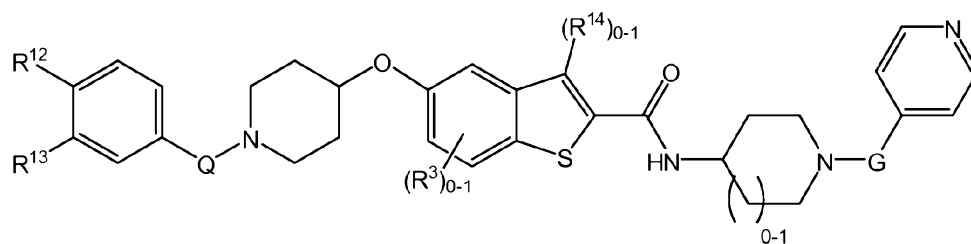
[00141] In certain embodiments, the presently disclosed compounds have the structural formula (LXXXVIII):



(LXXXVIII),

in which Q is -CH₂- or a single bond; G is CH₂ or C(O); R³ is as described above with respect to structural formulae (I) and (XXXVIII) (e.g., absent or halo); R¹⁴ is as described above with respect to structural formulae (I) and (LXIII) (e.g., absent, methyl or halo); and R¹¹, R¹² and R¹³ are independently selected from H, halo, cyano, -(C₁-C₄ haloalkyl), -O-(C₁-C₄ haloalkyl), -(C₁-C₄ alkyl), -O-(C₁-C₄ alkyl), -C(O)-(C₀-C₄ alkyl), -C(O)O-(C₀-C₄ alkyl), -C(O)N(C₀-C₄ alkyl)(C₀-C₄ alkyl), NO₂ and -C(O)-Hca in which the Hca contains a ring nitrogen atom through which it is bound to the -C(O)-, in which no alkyl, haloalkyl or heterocycloalkyl is substituted by an aryl, heteroaryl, cycloalkyl or heterocycloalkyl-containing group. In one particular such embodiment, at least one of R¹¹, R¹² and R¹³ is not H.

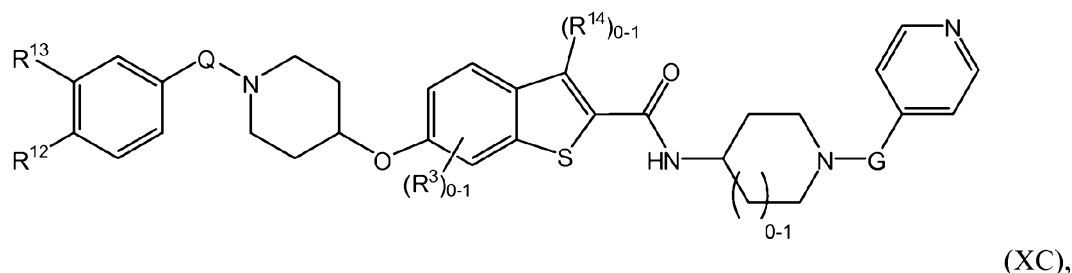
[00142] In certain embodiments, the presently disclosed compounds have the structural formula (LXXXIX):



(LXXXIX),

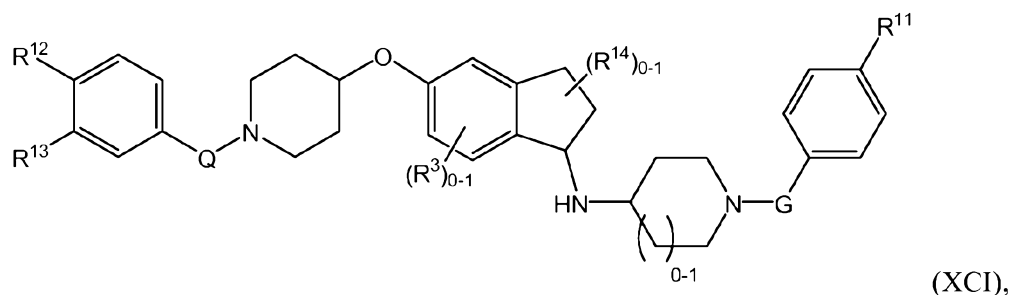
in which Q is -CH₂- or a single bond; G is CH₂ or C(O); R³ is as described above with respect to structural formulae (I) and (XXXVIII) (e.g., absent or halo); R¹⁴ is as described above with respect to structural formulae (I) and (LXII) (e.g., absent, methyl or halo); and R¹² and R¹³ are independently selected from H, halo, cyano, -(C₁-C₄ haloalkyl), -O-(C₁-C₄ haloalkyl), -(C₁-C₄ alkyl), -O-(C₁-C₄ alkyl), -C(O)-(C₀-C₄ alkyl), -C(O)O-(C₀-C₄ alkyl), -C(O)N(C₀-C₄ alkyl)(C₀-C₄ alkyl), NO₂ and -C(O)-Hca in which the Hca contains a ring nitrogen atom through which it is bound to the -C(O)-, in which no alkyl, haloalkyl or heterocycloalkyl is substituted by an aryl, heteroaryl, cycloalkyl or heterocycloalkyl-containing group. In one particular such embodiment, at least one of R¹² and R¹³ is not H.

[00143] In certain embodiments, the presently disclosed compounds have the structural formula (XC):



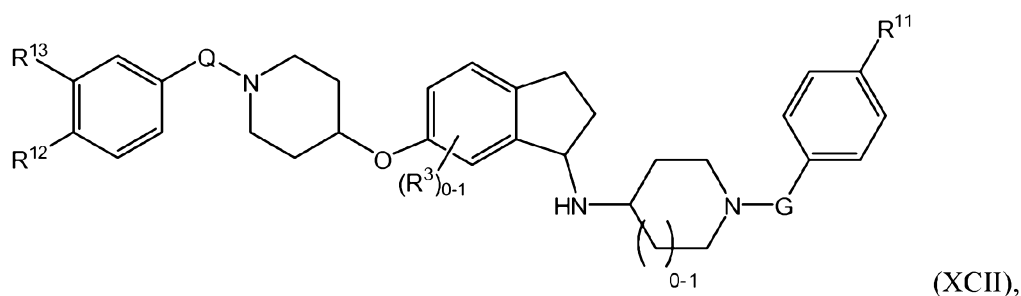
in which Q is -CH₂- or a single bond; G is CH₂ or CO; G is CH₂ or C(O); R³ is as described above with respect to structural formulae (I) and (XXXVIII) (e.g., absent or halo); R¹⁴ is as described above with respect to structural formulae (I) and (LXIII) (e.g., absent, methyl or halo); and R¹² and R¹³ are independently selected from H, halo, cyano, -(C₁-C₄ haloalkyl), -O-(C₁-C₄ haloalkyl), -(C₁-C₄ alkyl), -O-(C₁-C₄ alkyl), -C(O)-(C₀-C₄ alkyl), -C(O)O-(C₀-C₄ alkyl), -C(O)N(C₀-C₄ alkyl)(C₀-C₄ alkyl), NO₂ and -C(O)-Hca in which the Hca contains a ring nitrogen atom through which it is bound to the -C(O)-, in which no alkyl, haloalkyl or heterocycloalkyl is substituted by an aryl, heteroaryl, cycloalkyl or heterocycloalkyl-containing group. In one particular such embodiment, at least one of R¹² and R¹³ is not H.

[00144] In certain embodiments, the presently disclosed compounds have the structural formula (XCI):



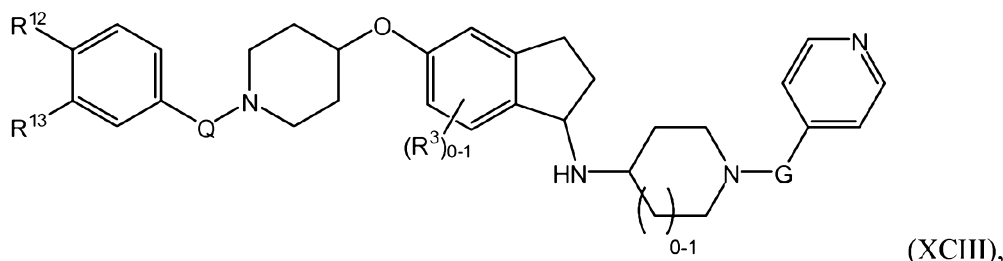
in which Q is -CH₂- or a single bond; G is CH₂ or C(O); R³ is as described above with respect to structural formulae (I) and (XXXVIII) (e.g., absent or halo); R¹⁴ is as described above with respect to structural formula (I) (e.g., absent, methyl or halo); and R¹¹, R¹² and R¹³ are independently selected from H, halo, cyano, -(C₁-C₄ haloalkyl), -O-(C₁-C₄ haloalkyl), -(C₁-C₄ alkyl), -O-(C₁-C₄ alkyl), -C(O)-(C₀-C₄ alkyl), -C(O)O-(C₀-C₄ alkyl), -C(O)N(C₀-C₄ alkyl)(C₀-C₄ alkyl), NO₂ and -C(O)-Hca in which the Hca contains a ring nitrogen atom through which it is bound to the -C(O)-, in which no alkyl, haloalkyl or heterocycloalkyl is substituted by an aryl, heteroaryl, cycloalkyl or heterocycloalkyl-containing group. In one particular such embodiment, at least one of R¹¹, R¹² and R¹³ is not H.

[00145] In certain embodiments, the presently disclosed compounds have the structural formula (XCII):



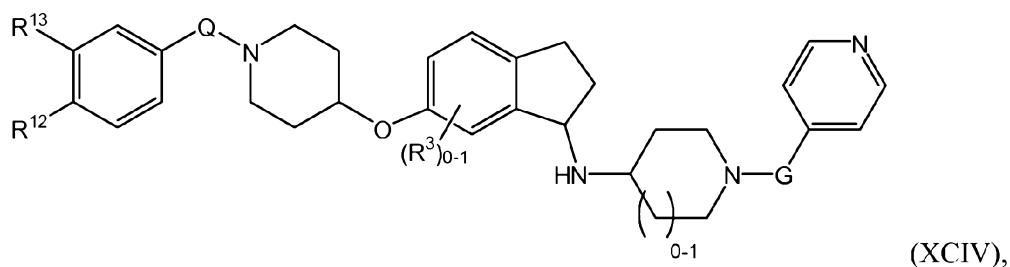
in which Q is -CH₂- or a single bond; G is CH₂ or C(O); R³ is as described above with respect to structural formulae (I) and (XXXVIII) (e.g., absent or halo); R¹⁴ is as described above with respect to structural formula (I) (e.g., absent, methyl or halo); and R¹¹, R¹² and R¹³ are independently selected from H, halo, cyano, -(C₁-C₄ haloalkyl), -O-(C₁-C₄ haloalkyl), -(C₁-C₄ alkyl), -O-(C₁-C₄ alkyl), -C(O)-(C₀-C₄ alkyl), -C(O)O-(C₀-C₄ alkyl), -C(O)N(C₀-C₄ alkyl)(C₀-C₄ alkyl), NO₂ and -C(O)-Hca in which the Hca contains a ring nitrogen atom through which it is bound to the -C(O)-, in which no alkyl, haloalkyl or heterocycloalkyl is substituted by an aryl, heteroaryl, cycloalkyl or heterocycloalkyl-containing group. In one particular such embodiment, at least one of R¹¹, R¹² and R¹³ is not H.

[00146] In certain embodiments, the presently disclosed compounds have the structural formula (XCIII):



in which Q is -CH₂- or a single bond; G is CH₂ or C(O); R³ is as described above with respect to structural formulae (I) and (XXXVIII) (e.g., absent or halo); R¹⁴ is as described above with respect to structural formula (I) (e.g., absent, methyl or halo); and R¹² and R¹³ are independently selected from H, halo, cyano, -(C₁-C₄ haloalkyl), -O-(C₁-C₄ haloalkyl), -(C₁-C₄ alkyl), -O-(C₁-C₄ alkyl), -C(O)-(C₀-C₄ alkyl), -C(O)O-(C₀-C₄ alkyl), -C(O)N(C₀-C₄ alkyl)(C₀-C₄ alkyl), NO₂ and -C(O)-Hca in which the Hca contains a ring nitrogen atom through which it is bound to the -C(O)-, in which no alkyl, haloalkyl or heterocycloalkyl is substituted by an aryl, heteroaryl, cycloalkyl or heterocycloalkyl-containing group. In one particular such embodiment, at least one of R¹¹, R¹² and R¹³ is not H.

[00147] In certain embodiments, the presently disclosed compounds have the structural formula (XCIV):



in which Q is -CH₂- or a single bond; G is CH₂ or C(O); R³ is as described above with respect to structural formulae (I) and (XXXVIII) (e.g., absent or halo); R¹⁴ is as described above with respect to structural formula (I) (e.g., absent, methyl or halo); and R¹² and R¹³ are independently selected from H, halo, cyano, -(C₁-C₄ haloalkyl), -O-(C₁-C₄ haloalkyl), -(C₁-C₄ alkyl), -O-(C₁-C₄ alkyl), -C(O)-(C₀-C₄ alkyl), -C(O)O-(C₀-C₄ alkyl), -C(O)N(C₀-C₄ alkyl)(C₀-C₄ alkyl), NO₂ and -C(O)-Hca in which the Hca contains a ring nitrogen atom through which it is bound to the -C(O)-, in which no alkyl, haloalkyl or heterocycloalkyl is substituted by an aryl, heteroaryl, cycloalkyl or heterocycloalkyl-containing group. In one particular such embodiment, at least one of R¹¹, R¹² and R¹³ is not H.

[00148] Examples of compounds according to structural formula (I) include those listed in Table 1. These compounds can be made according to the general schemes described below, for example using a procedure analogous to those described below in the Examples.

Table 1		
No.	Name	Structure
1	5-(1-(4-cyanophenyl)piperidin-4-yloxy)-N-(1-(pyridin-4-ylmethyl)piperidin-4-yl)picolinamide	

Table 1		
No.	Name	Structure
2	<i>N</i> -(1-(4-cyanobenzyl)piperidin-4-yl)-5-(1-(4-cyanophenyl)piperidin-4-yloxy)picolinamide	
3	<i>N</i> -(1-(pyridin-4-ylmethyl)piperidin-4-yl)-5-(1-(4-(trifluoromethyl)phenyl)piperidin-4-yloxy)picolinamide	
4	<i>N</i> -(1-(4-cyanobenzyl)piperidin-4-yl)-5-(1-(4-(trifluoromethyl)phenyl)piperidin-4-yloxy)picolinamide	
5	<i>N</i> -(1-(pyridin-3-ylmethyl)piperidin-4-yl)-5-(1-(4-(trifluoromethyl)phenyl)piperidin-4-yloxy)picolinamide	
6	<i>N</i> -(1-(pyridin-3-ylmethyl)piperidin-4-yl)-5-(1-(4-cyanophenyl)piperidin-4-yloxy)picolinamide	

Table 1		
No.	Name	Structure
7	methyl 4-((4-(5-(1-(4-cyanophenyl)piperidin-4-yloxy)picolinamido)piperidin-1-yl)methyl)benzoate	
8	methyl 4-((4-(5-(1-(4-(trifluoromethyl)phenyl)piperidin-4-yloxy)picolinamido)piperidin-1-yl)methyl)benzoate	
9	<i>tert</i> -butyl 4-(6-(1-(4-(trifluoromethyl)phenyl)piperidin-4-yloxy)nicotinamido)piperidine-1-carboxylate	
10	<i>N</i> -(1-(pyridin-4-ylmethyl)piperidin-4-yl)-6-(1-(4-(trifluoromethyl)phenyl)piperidin-4-yloxy)nicotinamide	
11	<i>N</i> -(1-(4-fluorobenzyl)piperidin-4-yl)-6-(1-(4-(trifluoromethyl)phenyl)piperidin-4-yloxy)nicotinamide	

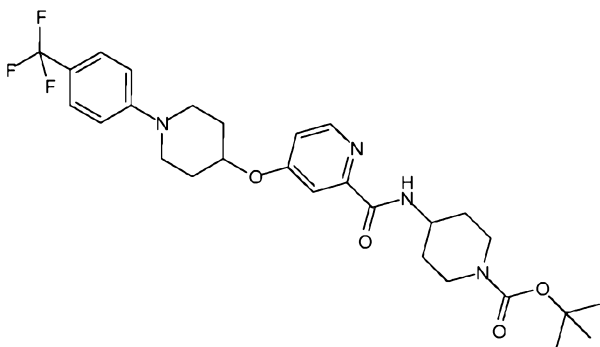
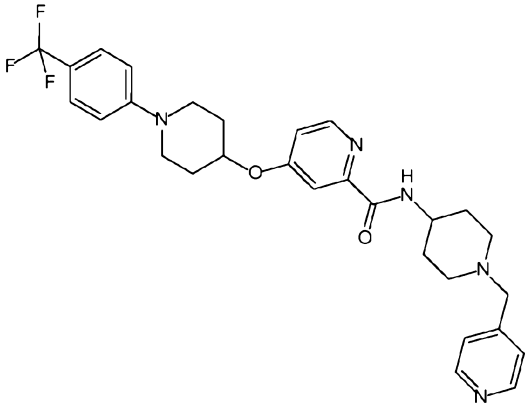
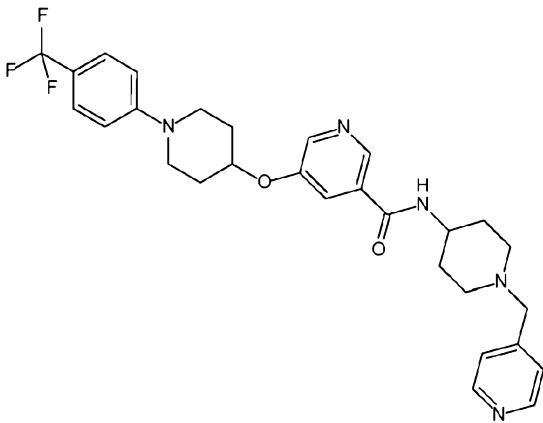
Table 1		
No.	Name	Structure
12	<i>tert</i> -butyl 4-(4-(1-(4-(trifluoromethyl)phenyl)piperidin-4-yloxy)picolinamido)piperidine-1-carboxylate	
13	<i>N</i> -(1-(pyridin-4-ylmethyl)piperidin-4-yl)-4-(1-(4-(trifluoromethyl)phenyl)piperidin-4-yloxy)picolinamide	
14	<i>N</i> -(1-(pyridin-4-ylmethyl)piperidin-4-yl)-5-(1-(4-(trifluoromethyl)phenyl)piperidin-4-yloxy)nicotinamide	

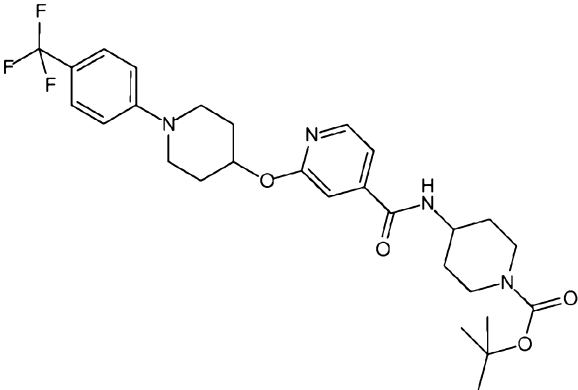
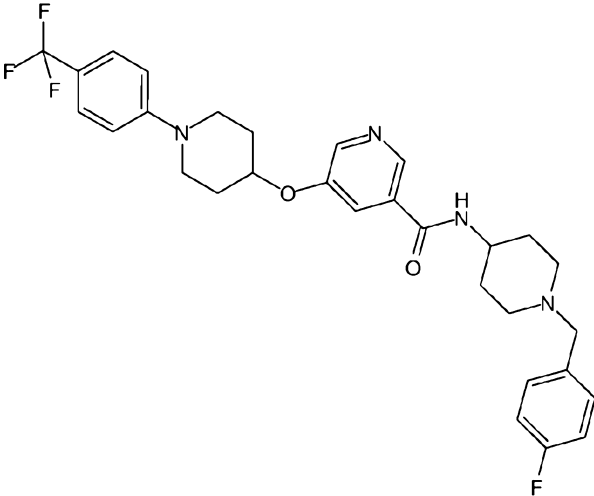
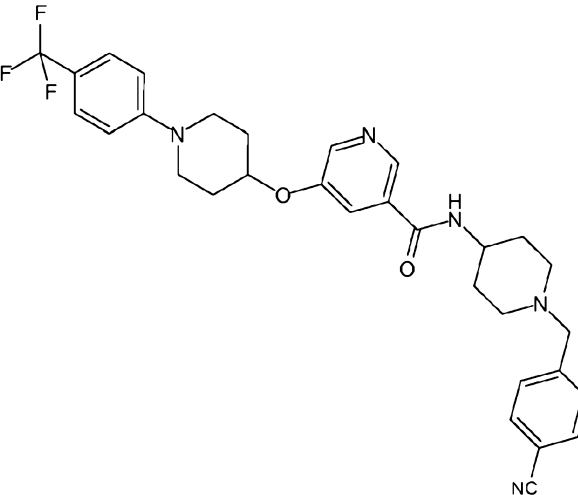
Table 1		
No.	Name	Structure
15	<i>tert</i> -butyl 4-(2-(1-(4-(trifluoromethyl)phenyl)piperidin-4-yloxy)isonicotinamido)piperidine-1-carboxylate	
16	<i>N</i> -(1-(4-fluorobenzyl)piperidin-4-yl)-5-(1-(4-(trifluoromethyl)phenyl)piperidin-4-yloxy)nicotinamide	
17	<i>N</i> -(1-(4-cyanobenzyl)piperidin-4-yl)-5-(1-(4-(trifluoromethyl)phenyl)piperidin-4-yloxy)nicotinamide	

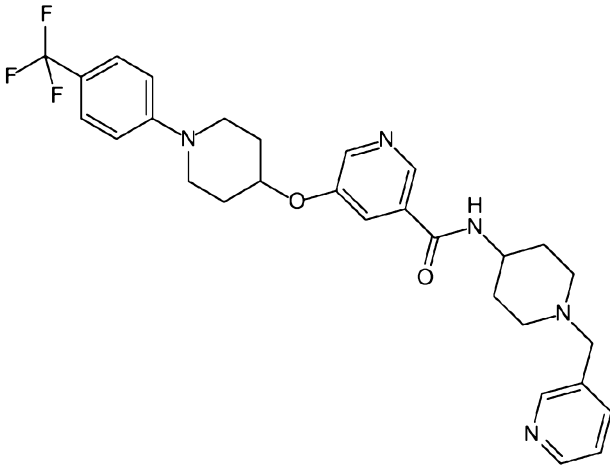
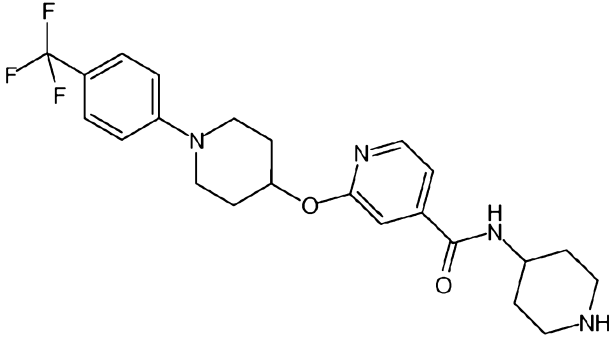
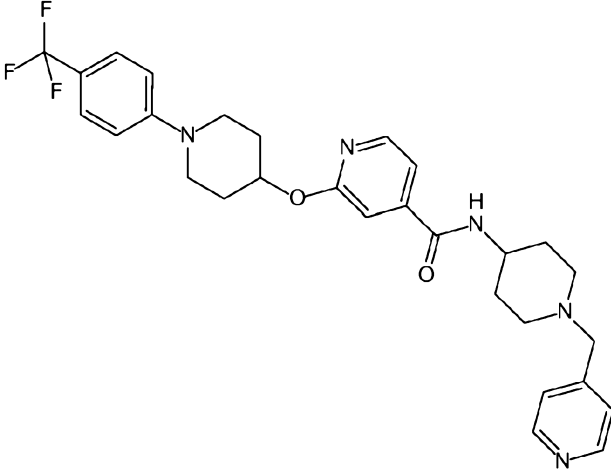
Table 1		
No.	Name	Structure
18	<i>N</i> -(1-(pyridin-3-ylmethyl)piperidin-4-yl)-5-(1-(4-(trifluoromethyl)phenyl)piperidin-4-yloxy)nicotinamide	
19	<i>N</i> -(piperidin-4-yl)-2-(1-(4-(trifluoromethyl)phenyl)piperidin-4-yloxy)isonicotinamide	
20	<i>N</i> -(1-(pyridin-4-ylmethyl)piperidin-4-yl)-2-(1-(4-(trifluoromethyl)phenyl)piperidin-4-yloxy)isonicotinamide	

Table 1		
No.	Name	Structure
21	<i>N</i> -(1-(4-cyanobenzyl)piperidin-4-yl)-2-(1-(4-(trifluoromethyl)phenyl)piperidin-4-yloxy)isonicotinamide	
22	<i>N</i> -(1-(4-fluorobenzyl)piperidin-4-yl)-2-(1-(4-(trifluoromethyl)phenyl)piperidin-4-yloxy)isonicotinamide	
23	(<i>R</i>)- <i>tert</i> -butyl 3-(5-(1-(4-(trifluoromethyl)phenyl)piperidin-4-yloxy)picolinamido)pyrrolidine-1-carboxylate	

Table 1		
No.	Name	Structure
24	(<i>R</i>)- <i>N</i> -(pyrrolidin-3-yl)-5-(1-(4-(trifluoromethyl)phenyl)piperidin-4-yloxy)picolinamide	
25	(<i>R</i>)- <i>N</i> -(1-(pyridin-4-ylmethyl)pyrrolidin-3-yl)-5-(1-(4-(trifluoromethyl)phenyl)piperidin-4-yloxy)picolinamide	
26	(<i>S</i>)- <i>tert</i> -butyl 3-(5-(1-(4-(trifluoromethyl)phenyl)piperidin-4-yloxy)picolinamido)pyrrolidine-1-carboxylate	
27	(<i>S</i>)- <i>N</i> -(pyrrolidin-3-yl)-5-(1-(4-(trifluoromethyl)phenyl)piperidin-4-yloxy)picolinamide	

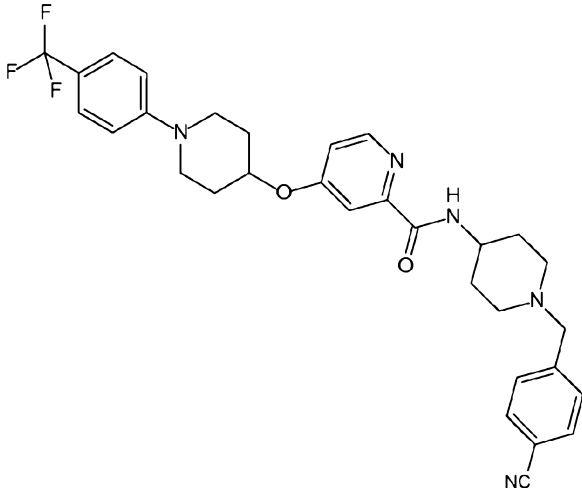
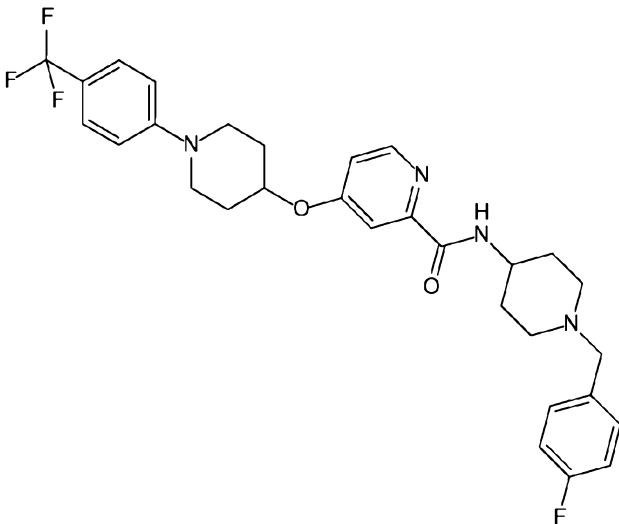
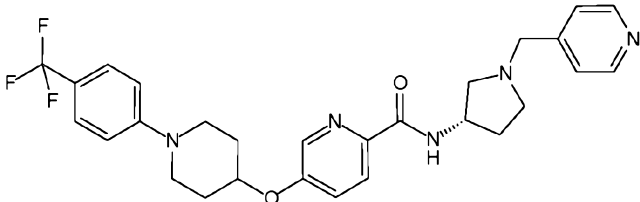
Table 1		
No.	Name	Structure
28	<i>N</i> -(1-(4-cyanobenzyl)piperidin-4-yl)-4-(1-(4-(trifluoromethyl)phenyl)piperidin-4-yloxy)picolinamide	
29	<i>N</i> -(1-(4-fluorobenzyl)piperidin-4-yl)-4-(1-(4-(trifluoromethyl)phenyl)piperidin-4-yloxy)picolinamide	
30	(<i>S</i>)- <i>N</i> -(1-(pyridin-4-ylmethyl)pyrrolidin-3-yl)-5-(1-(4-(trifluoromethyl)phenyl)piperidin-4-yloxy)picolinamide	

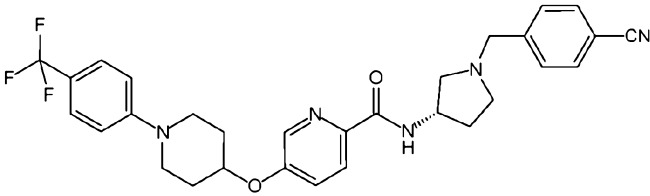
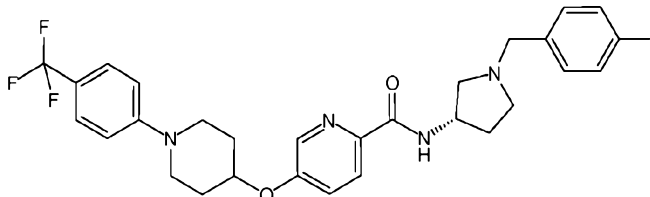
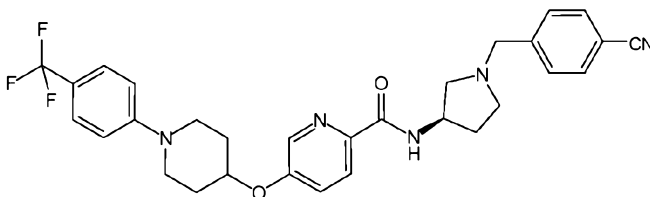
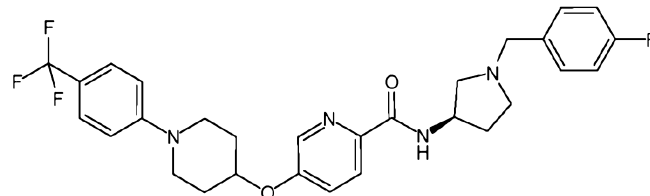
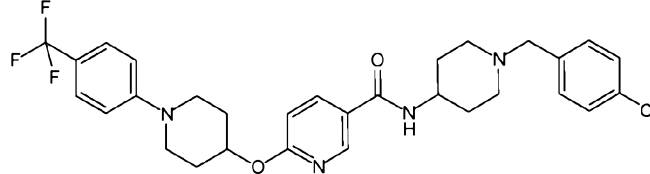
Table 1		
No.	Name	Structure
31	(<i>S</i>)- <i>N</i> -(1-(4-cyanobenzyl)pyrrolidin-3-yl)-5-(1-(4-(trifluoromethyl)phenyl)piperidin-4-yloxy)picolinamide	
32	(<i>S</i>)- <i>N</i> -(1-(4-fluorobenzyl)pyrrolidin-3-yl)-5-(1-(4-(trifluoromethyl)phenyl)piperidin-4-yloxy)picolinamide	
33	(<i>R</i>)- <i>N</i> -(1-(4-cyanobenzyl)pyrrolidin-3-yl)-5-(1-(4-(trifluoromethyl)phenyl)piperidin-4-yloxy)picolinamide	
34	(<i>R</i>)- <i>N</i> -(1-(4-fluorobenzyl)pyrrolidin-3-yl)-5-(1-(4-(trifluoromethyl)phenyl)piperidin-4-yloxy)picolinamide	
35	<i>N</i> -(1-(4-cyanobenzyl)piperidin-4-yl)-6-(1-(4-(trifluoromethyl)phenyl)piperidin-4-yloxy)nicotinamide	

Table 1		
No.	Name	Structure
36	<i>N</i> -(1-phenethylpiperidin-4-yl)-5-(1-(4-(trifluoromethyl)phenyl)piperidin-4-yloxy)picolinamide	
37	<i>N</i> -(1-(naphthalen-2-ylmethyl)piperidin-4-yl)-5-(1-(4-(trifluoromethyl)phenyl)piperidin-4-yloxy)picolinamide	
38	<i>N</i> -(1-benzylpiperidin-4-yl)-5-(1-(4-(trifluoromethyl)phenyl)piperidin-4-yloxy)picolinamide	
39	<i>N</i> -(1-(4-(dimethylamino)benzyl)piperidin-4-yl)-5-(1-(4-(trifluoromethyl)phenyl)piperidin-4-yloxy)picolinamide	
40	<i>N</i> -(1-(4-morpholinobenzyl)piperidin-4-yl)-5-(1-(4-(trifluoromethyl)phenyl)piperidin-4-yloxy)picolinamide	

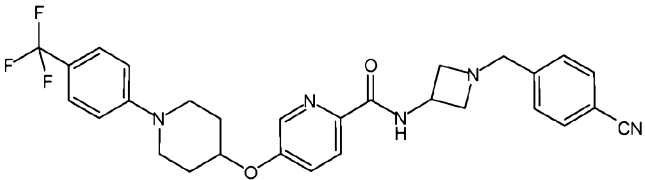
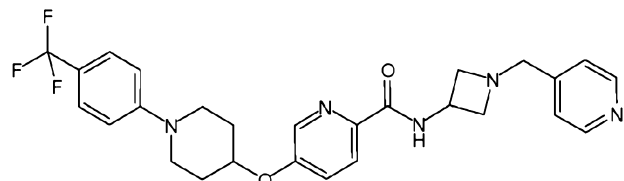
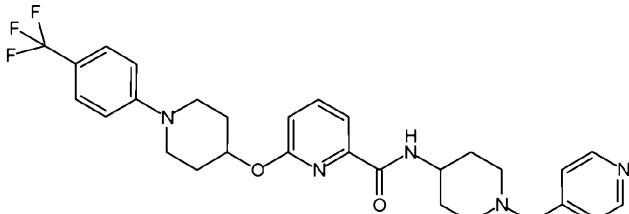
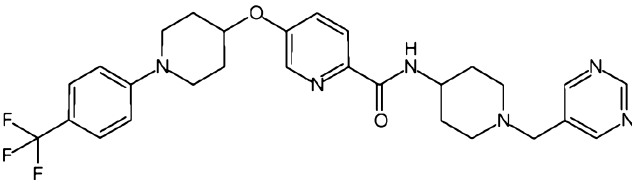
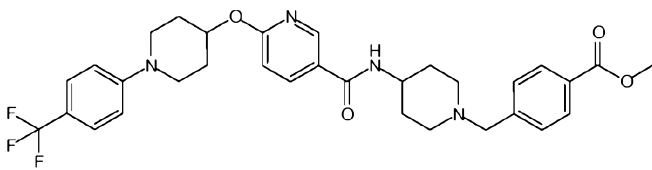
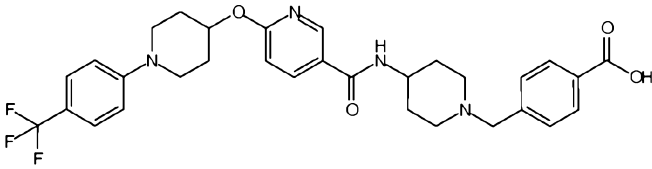
Table 1		
No.	Name	Structure
41	<i>N</i> -(1-(4-cyanobenzyl)azetidin-3-yl)-5-(1-(4-(trifluoromethyl)phenyl)piperidin-4-yloxy)picolinamide	
42	<i>N</i> -(1-(pyridin-4-ylmethyl)azetidin-3-yl)-5-(1-(4-(trifluoromethyl)phenyl)piperidin-4-yloxy)picolinamide	
43	<i>N</i> -(1-(pyridin-4-ylmethyl)piperidin-4-yl)-6-(1-(4-(trifluoromethyl)phenyl)piperidin-4-yloxy)picolinamide	
44	<i>N</i> -(1-(pyrimidin-5-ylmethyl)piperidin-4-yl)-5-(1-(4-(trifluoromethyl)phenyl)piperidin-4-yloxy)picolinamide	
45	methyl 4-((4-(6-(1-(4-(trifluoromethyl)phenyl)piperidin-4-yloxy)nicotinamido)piperidin-1-yl)methyl)benzoate	
46	4-((4-(6-(1-(4-(trifluoromethyl)phenyl)piperidin-4-yloxy)nicotinamido)piperidin-1-yl)methyl)benzoic acid	

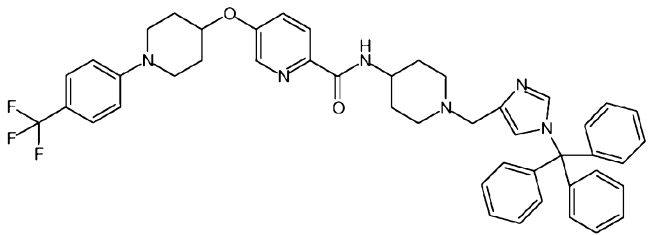
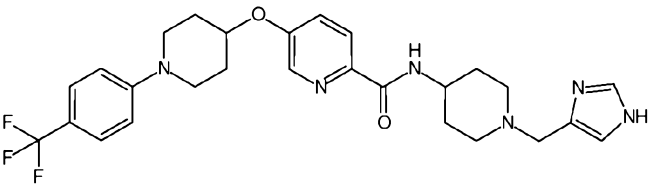
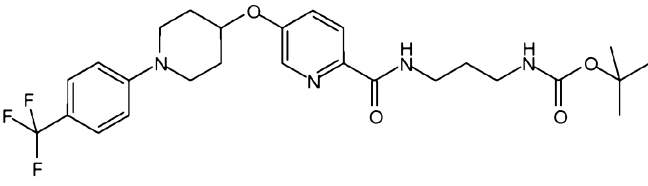
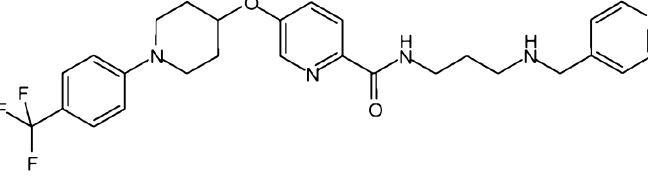
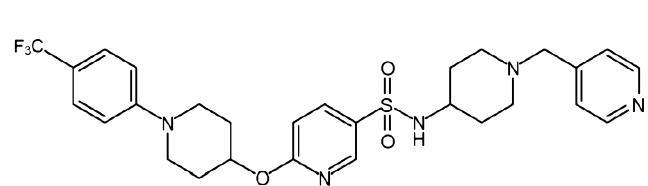
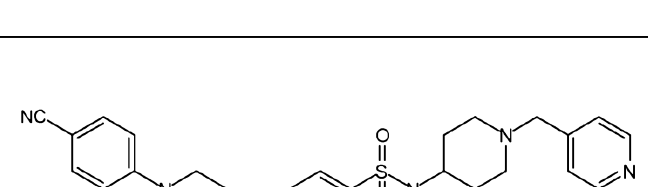
Table 1		
No.	Name	Structure
47	5-(1-(4-(trifluoromethyl)phenyl)piperidin-4-yloxy)-N-(1-((1-trityl-1H-imidazol-4-yl)methyl)piperidin-4-yl)picolinamide	
48	N-(1-((1H-imidazol-4-yl)methyl)piperidin-4-yl)-5-(1-(4-(trifluoromethyl)phenyl)piperidin-4-yloxy)picolinamide	
49	tert-butyl 3-(5-(1-(4-(trifluoromethyl)phenyl)piperidin-4-yloxy)picolinamido)propylcarbamate	
50	N-(3-(pyridin-4-ylmethylamino)propyl)-5-(1-(4-(trifluoromethyl)phenyl)piperidin-4-yloxy)picolinamide	
51	N-(1-(pyridin-4-ylmethyl)piperidin-4-yl)-6-(1-(4-(trifluoromethyl)phenyl)piperidin-4-yloxy)pyridine-3-sulfonamide	
52	N-(1-(pyridin-4-ylmethyl)piperidin-4-yl)-6-(1-(4-cyanophenyl)piperidin-4-yloxy)pyridine-3-sulfonamide	

Table 1		
No.	Name	Structure
53	6-(1-(4-cyanobenzyl)piperidin-4-yloxy)- <i>N</i> -(1-(pyridin-4-ylmethyl)piperidin-4-yl)pyridine-3-sulfonamide	
54	<i>tert</i> -butyl 4-(6-(1-(4-(trifluoromethyl)phenyl)piperidin-4-yloxy)pyridine-3-sulfonamido)piperidine-1-carboxylate	
55	<i>N</i> -(piperidin-4-yl)-6-(1-(4-(trifluoromethyl)phenyl)piperidin-4-yloxy)pyridine-3-sulfonamide	
56	<i>N</i> -(1-(4-cyanobenzyl)piperidin-4-yl)-6-(1-(4-(trifluoromethyl)phenyl)piperidin-4-yloxy)pyridine-3-sulfonamide	
57	<i>N</i> -(1-(3-cyanobenzyl)piperidin-4-yl)-6-(1-(4-(trifluoromethyl)phenyl)piperidin-4-yloxy)pyridine-3-sulfonamide	

Table 1		
No.	Name	Structure
58	<i>N</i> -(1-(4-(trifluoromethyl)benzyl)piperidin-4-yl)-6-(1-(4-(trifluoromethyl)phenyl)piperidin-4-yloxy)pyridine-3-sulfonamide	
59	<i>N</i> -(1-(3-(trifluoromethyl)benzyl)piperidin-4-yl)-6-(1-(4-(trifluoromethyl)phenyl)piperidin-4-yloxy)pyridine-3-sulfonamide	
60	<i>N</i> -(1-(4-fluorobenzoyl)piperidin-4-yl)-6-(1-(4-(trifluoromethyl)phenyl)piperidin-4-yloxy)pyridine-3-sulfonamide	
61	<i>tert</i> -butyl 4-(3-methyl-6-(1-(4-(trifluoromethyl)phenyl)piperidin-4-yloxy)benzofuran-2-carboxamido)piperidine-1-carboxylate	
62	3-methyl- <i>N</i> -(piperidin-4-yl)-6-(1-(4-(trifluoromethyl)phenyl)piperidin-4-yloxy)benzofuran-2-carboxamide	

Table 1		
No.	Name	Structure
63	<i>N</i> -(1-(4-fluorobenzyl)piperidin-4-yl)-3-methyl-6-(1-(4-(trifluoromethyl)phenyl)piperidin-4-yloxy)benzofuran-2-carboxamide	
64	<i>N</i> -(1-(4-cyanobenzyl)piperidin-4-yl)-3-methyl-6-(1-(4-(trifluoromethyl)phenyl)piperidin-4-yloxy)benzofuran-2-carboxamide	
65	3-methyl-N-(1-(pyridin-4-ylmethyl)piperidin-4-yl)-6-(1-(4-(trifluoromethyl)phenyl)piperidin-4-yloxy)benzofuran-2-carboxamide	
66	<i>N</i> -(1-(3-cyanobenzyl)piperidin-4-yl)-3-methyl-6-(1-(4-(trifluoromethyl)phenyl)piperidin-4-yloxy)benzofuran-2-carboxamide	
67	<i>N</i> -(1-(2-cyanobenzyl)piperidin-4-yl)-3-methyl-6-(1-(4-(trifluoromethyl)phenyl)piperidin-4-yloxy)benzofuran-2-carboxamide	

Table 1		
No.	Name	Structure
68	3-methyl-N-(1-(pyridin-2-ylmethyl)piperidin-4-yl)-6-(1-(4-(trifluoromethyl)phenyl)piperidin-4-yloxy)benzofuran-2-carboxamide	
69	3-methyl-N-(1-(pyridin-3-ylmethyl)piperidin-4-yl)-6-(1-(4-(trifluoromethyl)phenyl)piperidin-4-yloxy)benzofuran-2-carboxamide	
70	N-(1-benzylpiperidin-4-yl)-5-(1-(4-cyanobenzyl)piperidin-4-yloxy)benzofuran-2-carboxamide	
71	N-(1-benzylpiperidin-4-yl)-5-(1-(4-cyanophenyl)piperidin-4-yloxy)benzofuran-2-carboxamide	
72	N-(1-benzylpiperidin-4-yl)-5-(1-(4-chlorobenzyl)piperidin-4-yloxy)benzofuran-2-carboxamide	

Table 1		
No.	Name	Structure
73	<i>N</i> -(1-benzylpiperidin-4-yl)-5-(1-(3-(trifluoromethyl)benzyl)piperidin-4-yloxy)benzofuran-2-carboxamide	
74	<i>N</i> -(1-benzylpiperidin-4-yl)-5-(1-(3,4-difluorobenzyl)piperidin-4-yloxy)benzofuran-2-carboxamide	
75	<i>N</i> -(1-benzylpiperidin-4-yl)-5-(1-(4-(trifluoromethyl)phenyl)piperidin-4-yloxy)benzofuran-2-carboxamide	
76	<i>N</i> -(1-(pyridin-4-ylmethyl)piperidin-4-yl)-5-(1-(4-(trifluoromethyl)phenyl)piperidin-4-yloxy)benzofuran-2-carboxamide	
77	5-(1-(4-chlorobenzyl)piperidin-4-yloxy)- <i>N</i> -(1-(pyridin-4-ylmethyl)piperidin-4-yl)benzofuran-2-carboxamide	

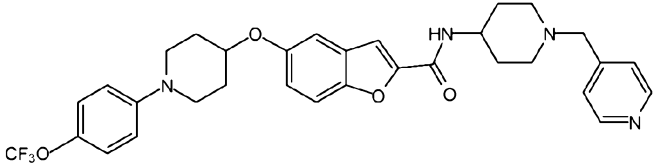
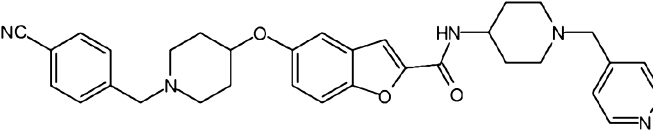
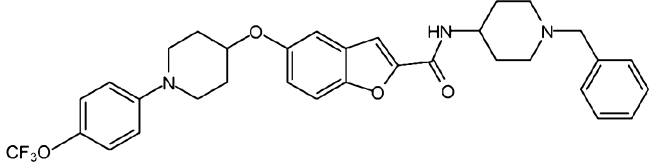
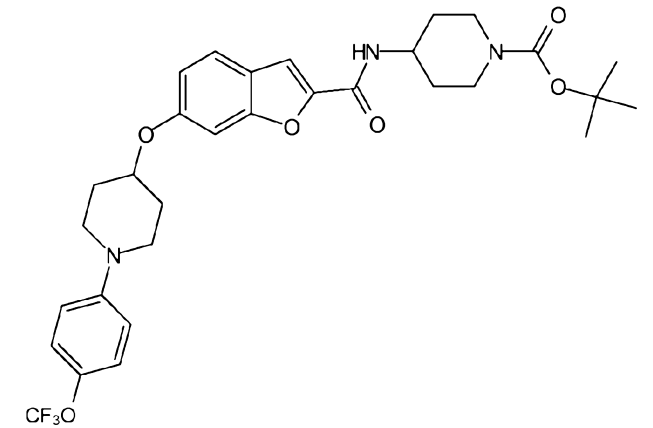
Table 1		
No.	Name	Structure
78	<i>N</i> -(1-(pyridin-4-ylmethyl)piperidin-4-yl)-5-(1-(4-(trifluoromethoxy)phenyl)piperidin-4-yloxy)benzofuran-2-carboxamide	
79	5-(1-(4-cyanobenzyl)piperidin-4-yloxy)- <i>N</i> -(1-(pyridin-4-ylmethyl)piperidin-4-yl)benzofuran-2-carboxamide	
80	<i>N</i> -(1-benzylpiperidin-4-yl)-5-(1-(4-(trifluoromethoxy)phenyl)piperidin-4-yloxy)benzofuran-2-carboxamide	
81	<i>tert</i> -butyl 4-(6-(1-(4-(trifluoromethoxy)phenyl)piperidin-4-yloxy)benzofuran-2-carboxamido)piperidine-1-carboxylate	

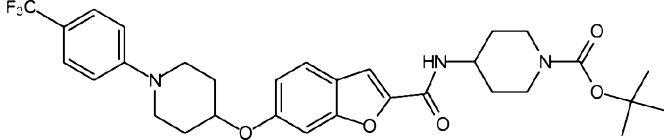
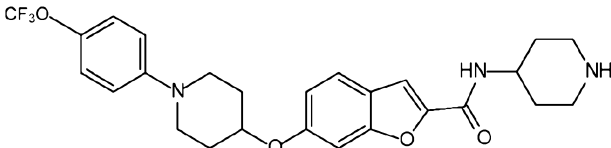
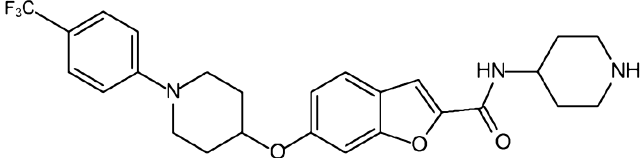
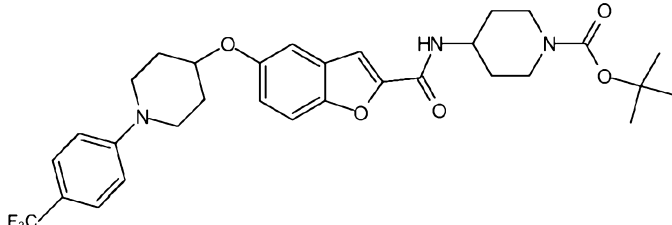
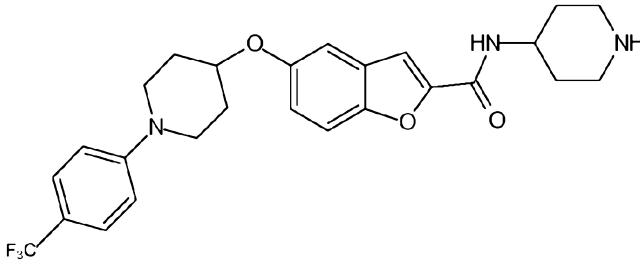
Table 1		
No.	Name	Structure
82	<i>tert</i> -butyl 4-(6-(1-(4-(trifluoromethyl)phenyl)piperidin-4-yloxy)benzofuran-2-carboxamido)piperidine-1-carboxylate	
83	<i>N</i> -(piperidin-4-yl)-6-(1-(4-(trifluoromethoxy)phenyl)piperidin-4-yloxy)benzofuran-2-carboxamide	
84	<i>N</i> -(piperidin-4-yl)-6-(1-(4-(trifluoromethyl)phenyl)piperidin-4-yloxy)benzofuran-2-carboxamide	
85	<i>tert</i> -butyl 4-(5-(1-(4-(trifluoromethyl)phenyl)piperidin-4-yloxy)benzofuran-2-carboxamido)piperidine-1-carboxylate	
86	<i>N</i> -(piperidin-4-yl)-5-(1-(4-(trifluoromethyl)phenyl)piperidin-4-yloxy)benzofuran-2-carboxamide	

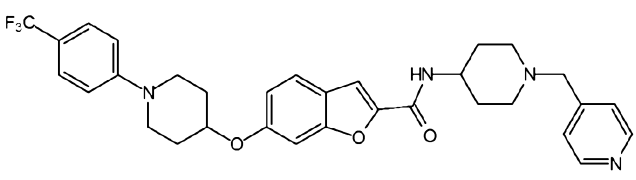
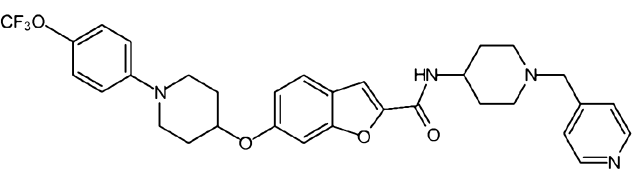
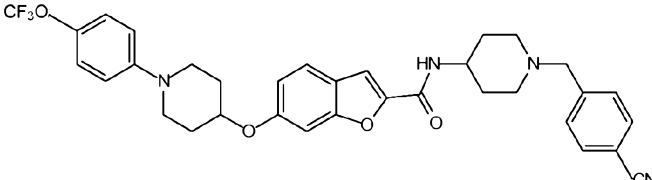
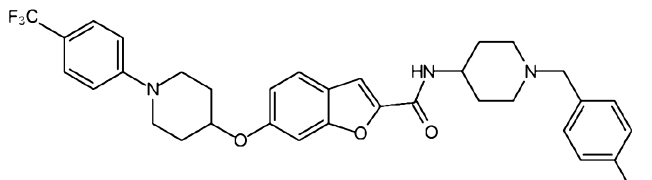
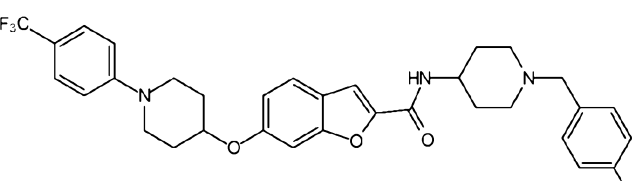
Table 1		
No.	Name	Structure
87	<i>N</i> -(1-(pyridin-4-ylmethyl)piperidin-4-yl)-6-(1-(4-(trifluoromethyl)phenyl)piperidin-4-yloxy)benzofuran-2-carboxamide	
88	<i>N</i> -(1-(pyridin-4-ylmethyl)piperidin-4-yl)-6-(1-(4-(trifluoromethoxy)phenyl)piperidin-4-yloxy)benzofuran-2-carboxamide	
89	<i>N</i> -(1-(4-cyanobenzyl)piperidin-4-yl)-6-(1-(4-(trifluoromethoxy)phenyl)piperidin-4-yloxy)benzofuran-2-carboxamide	
90	<i>N</i> -(1-(4-cyanobenzyl)piperidin-4-yl)-6-(1-(4-(trifluoromethyl)phenyl)piperidin-4-yloxy)benzofuran-2-carboxamide	
91	<i>N</i> -(1-(4-fluorobenzyl)piperidin-4-yl)-6-(1-(4-(trifluoromethyl)phenyl)piperidin-4-yloxy)benzofuran-2-carboxamide	

Table 1		
No.	Name	Structure
92	<i>N</i> -(1-(pyridin-2-ylmethyl)piperidin-4-yl)-6-(1-(4-(trifluoromethoxy)phenyl)piperidin-4-yloxy)benzofuran-2-carboxamide	
93	<i>N</i> -(1-(pyridin-2-ylmethyl)piperidin-4-yl)-6-(1-(4-(trifluoromethyl)phenyl)piperidin-4-yloxy)benzofuran-2-carboxamide	
94	<i>N</i> -(1-(4-fluorobenzyl)piperidin-4-yl)-6-(1-(4-(trifluoromethoxy)phenyl)piperidin-4-yloxy)benzofuran-2-carboxamide	
95	<i>N</i> -(1-(pyridin-3-ylmethyl)piperidin-4-yl)-6-(1-(4-(trifluoromethoxy)phenyl)piperidin-4-yloxy)benzofuran-2-carboxamide	
96	<i>N</i> -(1-(pyridin-3-ylmethyl)piperidin-4-yl)-6-(1-(4-(trifluoromethyl)phenyl)piperidin-4-yloxy)benzofuran-2-carboxamide	

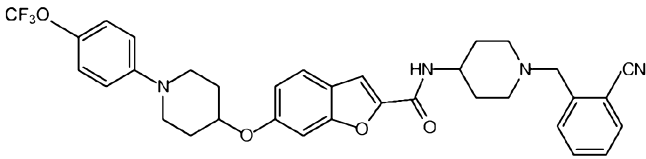
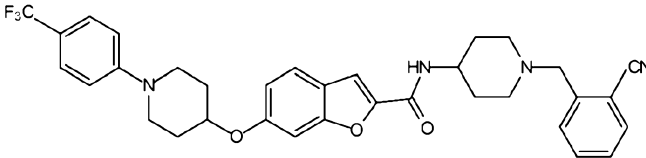
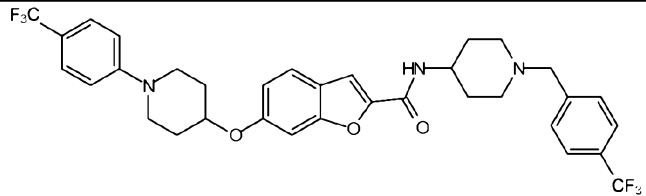
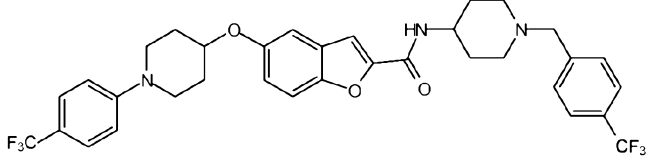
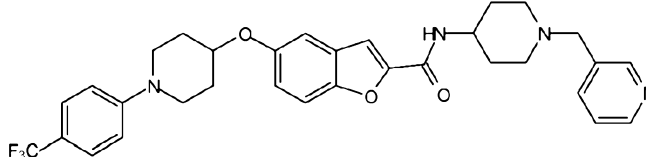
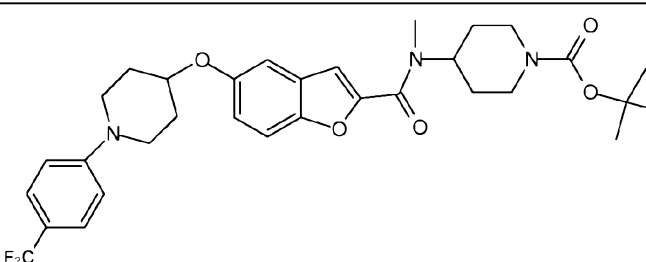
Table 1		
No.	Name	Structure
97	<i>N</i> -(1-(2-cyanobenzyl)piperidin-4-yl)-6-(1-(4-(trifluoromethoxy)phenyl)piperidin-4-yloxy)benzofuran-2-carboxamide	
98	<i>N</i> -(1-(2-cyanobenzyl)piperidin-4-yl)-6-(1-(4-(trifluoromethyl)phenyl)piperidin-4-yloxy)benzofuran-2-carboxamide	
99	<i>N</i> -(1-(4-(trifluoromethyl)benzyl)piperidin-4-yl)-6-(1-(4-(trifluoromethyl)phenyl)piperidin-4-yloxy)benzofuran-2-carboxamide	
100	<i>N</i> -(1-(4-(trifluoromethyl)benzyl)piperidin-4-yl)-5-(1-(4-(trifluoromethyl)phenyl)piperidin-4-yloxy)benzofuran-2-carboxamide	
101	<i>N</i> -(1-(pyridin-3-ylmethyl)piperidin-4-yl)-5-(1-(4-(trifluoromethyl)phenyl)piperidin-4-yloxy)benzofuran-2-carboxamide	
102	<i>tert</i> -butyl 4-(<i>N</i> -methyl-5-(1-(4-(trifluoromethyl)phenyl)piperidin-4-yloxy)benzofuran-2-carboxamido)piperidine-1-carboxylate	

Table 1		
No.	Name	Structure
103	<i>N</i> -methyl- <i>N</i> -(piperidin-4-yl)-5-(1-(4-(trifluoromethyl)phenyl)piperidin-4-yloxy)benzofuran-2-carboxamide	
104	<i>N</i> -methyl- <i>N</i> -(1-(pyridin-4-ylmethyl)piperidin-4-yl)-5-(1-(4-(trifluoromethyl)phenyl)piperidin-4-yloxy)benzofuran-2-carboxamide	
105	<i>N</i> -(1-(pyridin-4-ylmethyl)piperidin-4-yl)-5-(1-(4-(trifluoromethyl)phenyl)piperidin-4-yloxy)benzofuran-2-carboxamide, formate salt	
106	<i>N</i> -(1-(pyridin-3-ylsulfonyl)piperidin-4-yl)-6-(1-(4-(trifluoromethyl)phenyl)piperidin-4-yloxy)benzofuran-2-carboxamide	
107	<i>N</i> -(1-(4-cyanobenzyl)piperidin-4-yl)- <i>N</i> -methyl-5-(1-(4-(trifluoromethyl)phenyl)piperidin-4-yloxy)benzofuran-2-carboxamide	
108	<i>N</i> -(1-(pyridin-3-ylsulfonyl)piperidin-4-yl)-6-(1-(4-(trifluoromethoxy)phenyl)piperidin-4-yloxy)benzofuran-2-carboxamide	

Table 1		
No.	Name	Structure
109	<i>N</i> -methyl- <i>N</i> -(1-(pyridin-3-ylmethyl)piperidin-4-yl)-5-(1-(4-(trifluoromethyl)phenyl)piperidin-4-yloxy)benzofuran-2-carboxamide	
110	<i>N</i> -(1-(3-cyanobenzyl)piperidin-4-yl)- <i>N</i> -methyl-5-(1-(4-(trifluoromethyl)phenyl)piperidin-4-yloxy)benzofuran-2-carboxamide	
111	<i>N</i> -(1-(2-cyanobenzyl)piperidin-4-yl)- <i>N</i> -methyl-5-(1-(4-(trifluoromethyl)phenyl)piperidin-4-yloxy)benzofuran-2-carboxamide	
112	<i>N</i> -(1-isonicotinoylpiperidin-4-yl)-6-(1-(4-(trifluoromethyl)phenyl)piperidin-4-yloxy)benzofuran-2-carboxamide	
113	<i>tert</i> -butyl 4-(5-(1-(4-cyanobenzyl)piperidin-4-yloxy)benzofuran-2-carboxamido)piperidine-1-carboxylate	
114	<i>N</i> -(1-benzylpiperidin-4-yl)-5-(1-(4-cyanobenzyl)piperidin-4-yloxy)benzofuran-2-carboxamide	
115	<i>N</i> -(1-isonicotinoylpiperidin-4-yl)-5-(1-(4-(trifluoromethyl)phenyl)piperidin-4-yloxy)benzofuran-2-carboxamide	
116	<i>N</i> -(1-benzylpiperidin-4-yl)-5-(1-(4-carbamoylbenzyl)piperidin-4-yloxy)benzofuran-2-carboxamide	

Table 1		
No.	Name	Structure
117	<i>N</i> -methyl- <i>N</i> -(1-(pyridin-2-ylmethyl)piperidin-4-yl)-5-(1-(4-(trifluoromethyl)phenyl)piperidin-4-yloxy)benzofuran-2-carboxamide	
118	<i>N</i> -(1-isonicotinoylpiperidin-4-yl)- <i>N</i> -methyl-5-(1-(4-(trifluoromethyl)phenyl)piperidin-4-yloxy)benzofuran-2-carboxamide	
119	<i>N</i> -methyl- <i>N</i> -(1-(4-(trifluoromethyl)benzyl)piperidin-4-yl)-5-(1-(4-(trifluoromethyl)phenyl)piperidin-4-yloxy)benzofuran-2-carboxamide	
120	(<i>R</i>)- <i>tert</i> -butyl 3-(5-(1-(4-(trifluoromethyl)phenyl)piperidin-4-yloxy)benzofuran-2-carboxamido)pyrrolidine-1-carboxylate	
121	(<i>R</i>)- <i>N</i> -(pyrrolidin-3-yl)-5-(1-(4-(trifluoromethyl)phenyl)piperidin-4-yloxy)benzofuran-2-carboxamide	
122	(<i>R</i>)- <i>N</i> -(1-(pyridin-4-ylmethyl)pyrrolidin-3-yl)-5-(1-(4-(trifluoromethyl)phenyl)piperidin-4-yloxy)benzofuran-2-carboxamide	

Table 1		
No.	Name	Structure
123	(<i>R</i>)- <i>N</i> -(1-(pyridin-3-ylmethyl)pyrrolidin-3-yl)-5-(1-(4-(trifluoromethyl)phenyl)piperidin-4-yloxy)benzofuran-2-carboxamide	
124	(<i>R</i>)- <i>N</i> -(1-(pyridin-2-ylmethyl)pyrrolidin-3-yl)-5-(1-(4-(trifluoromethyl)phenyl)piperidin-4-yloxy)benzofuran-2-carboxamide	
125	(<i>R</i>)- <i>N</i> -(1-isonicotinoylpyrrolidin-3-yl)-5-(1-(4-(trifluoromethyl)phenyl)piperidin-4-yloxy)benzofuran-2-carboxamide	
126	(<i>R</i>)- <i>N</i> -(1-(pyridin-3-ylsulfonyl)pyrrolidin-3-yl)-5-(1-(4-(trifluoromethyl)phenyl)piperidin-4-yloxy)benzofuran-2-carboxamide	
127	(<i>S</i>)- <i>tert</i> -butyl 3-(5-(1-(4-chlorobenzyl)piperidin-4-yloxy)benzofuran-2-carboxamido)pyrrolidine-1-carboxylate	
128	(<i>S</i>)-5-(1-(4-chlorobenzyl)piperidin-4-yloxy)- <i>N</i> -(pyrrolidin-3-yl)benzofuran-2-carboxamide	
129	(<i>S</i>)-5-(1-(4-chlorobenzyl)piperidin-4-yloxy)- <i>N</i> -(1-(pyridin-4-ylmethyl)pyrrolidin-3-yl)benzofuran-2-carboxamide	
130	(<i>S</i>)-5-(1-(4-chlorobenzyl)piperidin-4-yloxy)- <i>N</i> -(1-(pyridin-3-ylmethyl)pyrrolidin-3-yl)benzofuran-2-carboxamide	
131	5-(1-(4-carbamoylbenzyl)piperidin-4-yloxy)- <i>N</i> -(1-(pyridin-4-ylmethyl)piperidin-4-yl)benzofuran-2-carboxamide	

Table 1		
No.	Name	Structure
132	5-(1-(4-carbamoylbenzyl)piperidin-4-yloxy)- <i>N</i> -(1-isonicotinoylpiperidin-4-yl)benzofuran-2-carboxamide	
133	5-(1-(4-carbamoylbenzyl)piperidin-4-yloxy)- <i>N</i> -(1-(4-cyanobenzyl)piperidin-4-yl)benzofuran-2-carboxamide	
134	5-(1-(4-carbamoylphenyl)piperidin-4-yloxy)- <i>N</i> -(1-(pyridin-4-ylmethyl)piperidin-4-yl)benzofuran-2-carboxamide	
135	5-(1-(4-carbamoylphenyl)piperidin-4-yloxy)- <i>N</i> -(1-isonicotinoylpiperidin-4-yl)benzofuran-2-carboxamide	
136	5-(1-(4-carbamoylphenyl)piperidin-4-yloxy)- <i>N</i> -(1-(4-cyanobenzyl)piperidin-4-yl)benzofuran-2-carboxamide	
137	<i>N</i> -(1-(pyridin-4-ylmethyl)piperidin-4-yl)-5-(1-(4-(trifluoromethoxy)phenyl)piperidin-4-yloxy)benzo[<i>b</i>]thiophene-2-carboxamide	

Table 1		
No.	Name	Structure
138	<i>N</i> -(1-(pyridin-4-ylmethyl)piperidin-4-yl)-5-(1-(4-(trifluoromethyl)phenyl)piperidin-4-yloxy)benzo[<i>b</i>]thiophene-2-carboxamide	
139	<i>N</i> -(1-(pyridin-4-ylmethyl)piperidin-4-yl)-5-(1-(4-chlorophenyl)piperidin-4-yloxy)benzo[<i>b</i>]thiophene-2-carboxamide	
140	<i>tert</i> -butyl 4-(6-(1-(4-(trifluoromethyl)phenyl)piperidin-4-yloxy)benzo[<i>b</i>]thiophene-2-carboxamido)piperidine-1-carboxylate	
141	<i>N</i> -(piperidin-4-yl)-6-(1-(4-(trifluoromethyl)phenyl)piperidin-4-yloxy)benzo[<i>b</i>]thiophene-2-carboxamide	
142	<i>N</i> -(1-(pyridin-4-ylmethyl)piperidin-4-yl)-6-(1-(4-(trifluoromethyl)phenyl)piperidin-4-yloxy)benzo[<i>b</i>]thiophene-2-carboxamide	

Table 1		
No.	Name	Structure
143	<i>N</i> -(1-(pyridin-2-ylmethyl)piperidin-4-yl)-6-(1-(4-(trifluoromethyl)phenyl)piperidin-4-yloxy)benzo[b]thiophene-2-carboxamide	
144	<i>N</i> -(1-(4-cyanobenzyl)piperidin-4-yl)-6-(1-(4-(trifluoromethyl)phenyl)piperidin-4-yloxy)benzo[b]thiophene-2-carboxamide	
145	<i>N</i> -(1-(3-cyanobenzyl)piperidin-4-yl)-6-(1-(4-(trifluoromethyl)phenyl)piperidin-4-yloxy)benzo[b]thiophene-2-carboxamide	
146	<i>N</i> -(1-(2-cyanobenzyl)piperidin-4-yl)-6-(1-(4-(trifluoromethyl)phenyl)piperidin-4-yloxy)benzo[b]thiophene-2-carboxamide	
147	<i>tert</i> -butyl 4-(3-chloro-6-(1-(4-(trifluoromethyl)phenyl)piperidin-4-yloxy)benzo[b]thiophene-2-carboxamido)piperidine-1-carboxylate	
148	3-chloro- <i>N</i> -(piperidin-4-yl)-6-(1-(4-(trifluoromethyl)phenyl)piperidin-4-yloxy)benzo[b]thiophene-2-carboxamide	
149	<i>tert</i> -butyl 4-(5-(1-(4-(trifluoromethyl)phenyl)piperidin-4-yloxy)benzo[b]thiophene-2-carboxamido)piperidine-1-carboxylate	

Table 1		
No.	Name	Structure
150	<i>N</i> -(piperidin-4-yl)-5-(1-(4-(trifluoromethyl)phenyl)piperidin-4-yloxy)benzo[b]thiophene-2-carboxamide	
151	3-chloro- <i>N</i> -(1-(pyridin-4-ylmethyl)piperidin-4-yl)-6-(1-(4-(trifluoromethyl)phenyl)piperidin-4-yloxy)benzo[b]thiophene-2-carboxamide	
152	3-chloro- <i>N</i> -(1-(pyridin-3-ylmethyl)piperidin-4-yl)-6-(1-(4-(trifluoromethyl)phenyl)piperidin-4-yloxy)benzo[b]thiophene-2-carboxamide	
153	3-chloro- <i>N</i> -(1-(pyridin-2-ylmethyl)piperidin-4-yl)-6-(1-(4-(trifluoromethyl)phenyl)piperidin-4-yloxy)benzo[b]thiophene-2-carboxamide	
154	3-chloro- <i>N</i> -(1-(4-cyanobenzyl)piperidin-4-yl)-6-(1-(4-(trifluoromethyl)phenyl)piperidin-4-yloxy)benzo[b]thiophene-2-carboxamide	
155	3-chloro- <i>N</i> -(1-isonicotinoylpiperidin-4-yl)-6-(1-(4-(trifluoromethyl)phenyl)piperidin-4-yloxy)benzo[b]thiophene-2-carboxamide	

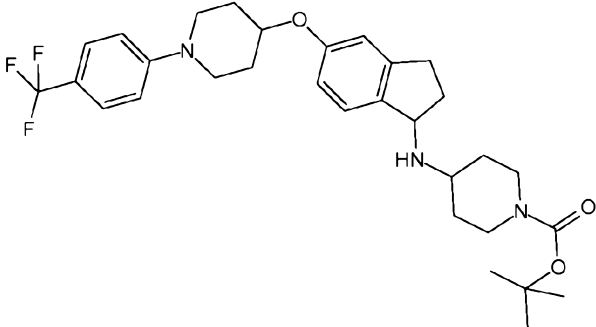
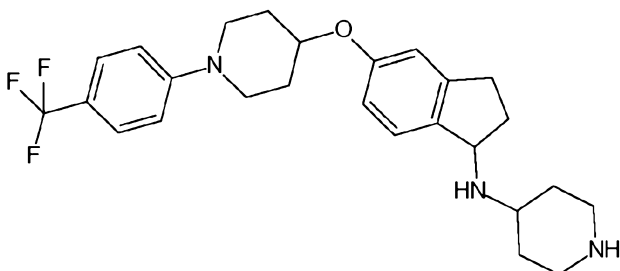
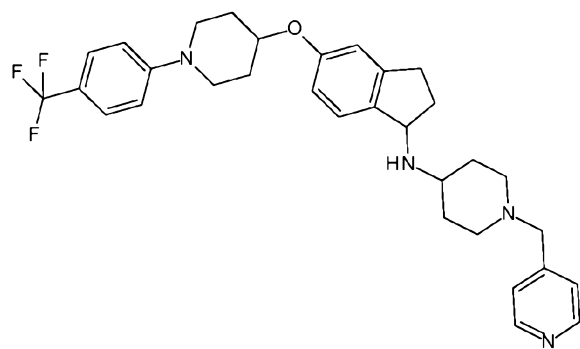
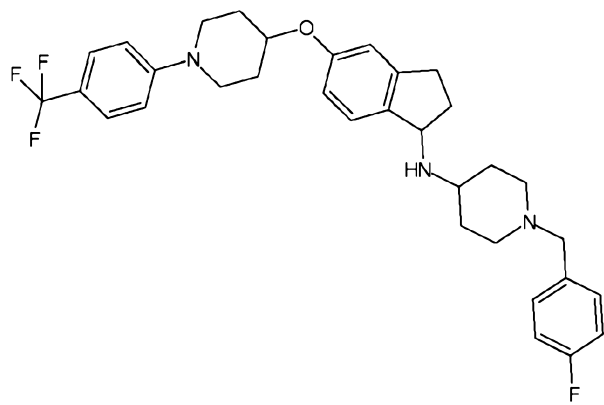
Table 1		
No.	Name	Structure
156	<i>tert</i> -butyl 4-(5-(1-(4-(trifluoromethyl)phenyl)piperidin-4-yloxy)-2,3-dihydro-1 <i>H</i> -inden-1-ylamino)piperidine-1-carboxylate	
157	<i>N</i> -(5-(1-(4-(trifluoromethyl)phenyl)piperidin-4-yloxy)-2,3-dihydro-1 <i>H</i> -inden-1-yl)piperidin-4-amine	
158	1-(pyridin-4-ylmethyl)- <i>N</i> -(5-(1-(4-(trifluoromethyl)phenyl)piperidin-4-yloxy)-2,3-dihydro-1 <i>H</i> -inden-1-yl)piperidin-4-amine	
159	1-(4-fluorobenzyl)- <i>N</i> -(5-(1-(4-(trifluoromethyl)phenyl)piperidin-4-yloxy)-2,3-dihydro-1 <i>H</i> -inden-1-yl)piperidin-4-amine	

Table 1		
No.	Name	Structure
160	4-((4-(5-(1-(4-(trifluoromethyl)phenyl)piperidin-4-yloxy)-2,3-dihydro-1H-inden-1-ylamino)piperidin-1-yl)methyl)benzonitrile	

[00149] For simplicity, chemical moieties are defined and referred to throughout primarily as univalent chemical moieties (*e.g.*, alkyl, aryl, etc.). Nevertheless, such terms are also used to convey corresponding multivalent moieties under the appropriate structural circumstances clear to those skilled in the art. For example, while an “alkyl” moiety can refer to a monovalent radical (*e.g.* CH₃-CH₂-), in some circumstances a bivalent linking moiety can be “alkyl,” in which case those skilled in the art will understand the alkyl to be a divalent radical (*e.g.*, -CH₂-CH₂-), which is equivalent to the term “alkylene.” (Similarly, in circumstances in which a divalent moiety is required and is stated as being “aryl,” those skilled in the art will understand that the term “aryl” refers to the corresponding divalent moiety, arylene). All atoms are understood to have their normal number of valences for bond formation (*i.e.*, 4 for carbon, 3 for N, 2 for O, and 2, 4, or 6 for S, depending on the oxidation state of the S). Nitrogens in the presently disclosed compounds can be hypervalent, *e.g.*, an N-oxide or tetrasubstituted ammonium salt. On occasion a moiety may be defined, for example, as (A)_a-B-, wherein a is 0 or 1. In such instances, when a is 0 the moiety is B- and when a is 1 the moiety is A-B-.

[00150] As used herein, the term “alkyl” includes alkyl, alkenyl and alkynyl groups of a designed number of carbon atoms, desirably from 1 to about 12 carbons (*i.e.*, inclusive of 1 and 12). The term “C_m-C_n alkyl” means an alkyl group having from m to n carbon atoms (*i.e.*, inclusive of m and n). The term “C_m-C_n alkyl” means an alkyl group having from m to n carbon atoms. For example, “C₁-C₆ alkyl” is an alkyl group having from one to six carbon atoms. Alkyl and alkyl groups may be straight or branched and depending on context, may be a monovalent radical or a divalent radical (*i.e.*, an alkylene group). In the case of an alkyl

or alkyl group having zero carbon atoms (i.e., "C₀ alkyl"), the group is simply a single covalent bond if it is a divalent radical or is a hydrogen atom if it is a monovalent radical. For example, the moiety "-(C₀-C₆ alkyl)-Ar" signifies connection of an optionally substituted aryl through a single bond or an alkylene bridge having from 1 to 6 carbons. Examples of "alkyl" include, for example, methyl, ethyl, propyl, isopropyl, butyl, iso-, sec- and tert-butyl, pentyl, hexyl, heptyl, 3-ethylbutyl, 3-hexenyl and propargyl. If the number of carbon atoms is not specified, the subject "alkyl" or "alkyl" moiety has from 1 to 12 carbons.

[00151] The term "haloalkyl" is an alkyl group substituted with one or more halogen atoms, e.g. F, Cl, Br and I. A more specific term, e.g., "fluoroalkyl" is an alkyl group substituted with one or more fluorine atoms. Examples of "fluoroalkyl" include fluoromethyl, difluoromethyl, trifluoromethyl, pentafluoroethyl, hexafluoroisopropyl and the like. In certain embodiments of the compounds disclosed herein, each haloalkyl is a fluoroalkyl.

[00152] The term "aryl" represents an aromatic carbocyclic ring system having a single ring (e.g., phenyl) which is optionally fused to other aromatic hydrocarbon rings or non-aromatic hydrocarbon rings. "Aryl" includes ring systems having multiple condensed rings and in which at least one is aromatic, (e.g., 1,2,3,4-tetrahydronaphthyl, naphthyl). Examples of aryl groups include phenyl, 1-naphthyl, 2-naphthyl, indanyl, indenyl, dihydronaphthyl, fluorenyl, tetralinyl, 2,3-dihydrobenzofuranyl and 6,7,8,9-tetrahydro-5*H*-benzo[a]cycloheptenyl. The aryl groups herein are unsubstituted or, when specified as "optionally substituted", can unless stated otherwise be substituted in one or more substitutable positions with various groups, as described below.

[00153] The term "heteroaryl" refers to an aromatic ring system containing at least one heteroatom selected from nitrogen, oxygen and sulfur in an aromatic ring. The heteroaryl may be fused to one or more cycloalkyl or heterocycloalkyl rings. Examples of heteroaryl groups include, for example, pyridyl, pyrimidinyl, quinolinyl, benzothienyl, indolyl, indolinyl, pyridazinyl, pyrazinyl, isoindolyl, isoquinolyl, quinazolinyl, quinoxalinyl, phthalazinyl, imidazolyl, isoxazolyl, pyrazolyl, oxazolyl, thiazolyl, indoliziny, indazolyl, benzothiazolyl, benzimidazolyl, benzofuranyl, furanyl, thienyl, pyrrolyl, oxadiazolyl, thiadiazolyl, benzo[1,4]oxazinyl, triazolyl, tetrazolyl, isothiazolyl, naphthyridinyl, isochromanyl, chromanyl, tetrahydroisoquinolinyl, isoindolinyl, isobenzotetrahydrofuranly, isobenzotetrahydrothienyl, isobenzothienyl, benzoxazolyl, pyridopyridinyl, benzotetrahydrofuranly, benzotetrahydrothienyl, purinyl, benzodioxolyl, triazinyl, pteridinyl, benzothiazolyl, imidazopyridinyl, imidazothiazolyl, dihydrobenzisoxazinyl, benzisoxazinyl,

benzoxazinyl, dihydrobenzisothiazinyl, benzopyranyl, benzothiopyranyl, chromonyl, chromanonyl, pyridinyl-*N*-oxide, tetrahydroquinolinyl, dihydroquinolinyl, dihydroquinolinonyl, dihydroisoquinolinonyl, dihydrocoumarinyl, dihydroisocoumarinyl, isoindolinonyl, benzodioxanyl, benzoxazolinonyl, pyrrolyl *N*-oxide, pyrimidinyl *N*-oxide, pyridazinyl *N*-oxide, pyrazinyl *N*-oxide, quinolinyl *N*-oxide, indolyl *N*-oxide, indolinyl *N*-oxide, isoquinolyl *N*-oxide, quinazolinyl *N*-oxide, quinoxalinyl *N*-oxide, phthalazinyl *N*-oxide, imidazolyl *N*-oxide, isoxazolyl *N*-oxide, oxazolyl *N*-oxide, thiazolyl *N*-oxide, indolizinyll *N*-oxide, indazolyl *N*-oxide, benzothiazolyl *N*-oxide, benzimidazolyl *N*-oxide, pyrrolyl *N*-oxide, oxadiazolyl *N*-oxide, thiadiazolyl *N*-oxide, triazolyl *N*-oxide, tetrazolyl *N*-oxide, benzothiopyranyl *S*-oxide, benzothiopyranyl *S,S*-dioxide. Preferred heteroaryl groups include pyridyl, pyrimidyl, quinolinyl, indolyl, pyrrolyl, furanyl, thienyl and imidazolyl, pyrazolyl, indazolyl, thiazolyl and benzothiazolyl. In certain embodiments, each heteroaryl is selected from pyridyl, pyrimidinyl, pyridazinyl, pyrazinyl, imidazolyl, isoxazolyl, pyrazolyl, oxazolyl, thiazolyl, furanyl, thienyl, pyrrolyl, oxadiazolyl, thiadiazolyl, triazolyl, tetrazolyl, isothiazolyl, pyridinyl-*N*-oxide, pyrrolyl *N*-oxide, pyrimidinyl *N*-oxide, pyridazinyl *N*-oxide, pyrazinyl *N*-oxide, imidazolyl *N*-oxide, isoxazolyl *N*-oxide, oxazolyl *N*-oxide, thiazolyl *N*-oxide, pyrrolyl *N*-oxide, oxadiazolyl *N*-oxide, thiadiazolyl *N*-oxide, triazolyl *N*-oxide, and tetrazolyl *N*-oxide. Preferred heteroaryl groups include pyridyl, pyrimidyl, quinolinyl, indolyl, pyrrolyl, furanyl, thienyl, imidazolyl, pyrazolyl, indazolyl, thiazolyl and benzothiazolyl. The heteroaryl groups herein are unsubstituted or, when specified as "optionally substituted", can unless stated otherwise be substituted in one or more substitutable positions with various groups, as described below.

[00154] The term "heterocycloalkyl" refers to a non-aromatic ring or ring system containing at least one heteroatom that is preferably selected from nitrogen, oxygen and sulfur, wherein said heteroatom is in a non-aromatic ring. The heterocycloalkyl may be saturated (i.e., a heterocycloalkyl) or partially unsaturated (i.e., a heterocycloalkenyl). The heterocycloalkyl ring is optionally fused to other heterocycloalkyl rings and/or non-aromatic hydrocarbon rings and/or phenyl rings. In certain embodiments, the heterocycloalkyl groups have from 3 to 7 members in a single ring. In other embodiments, heterocycloalkyl groups have 5 or 6 members in a single ring. Examples of heterocycloalkyl groups include, for example, azabicyclo[2.2.2]octyl (in each case also "quinuclidinyl" or a quinuclidine derivative), azabicyclo[3.2.1]octyl, morpholinyl, thiomorpholinyl, thiomorpholinyl *S*-oxide, thiomorpholinyl *S,S*-dioxide, 2-oxazolidonyl, piperazinyl, homopiperazinyl, piperazinonyl, pyrrolidinyl, azepanyl, azetidinyll, pyrrolinyl, tetrahydropyranyl, piperidinyl,

tetrahydrofuranyl, tetrahydrothienyl, 3,4-dihydroisoquinolin-2(1*H*)-yl, isoindolindionyl, homopiperidinyl, homomorpholinyl, homothiomorpholinyl, homothiomorpholinyl S,S-dioxide, oxazolidinonyl, dihydropyrazolyl, dihydropyrrolyl, dihydropyrazinyl, dihydropyridinyl, dihydropyrimidinyl, dihydrofuryl, dihydropyranyl, imidazolidonyl, tetrahydrothienyl S-oxide, tetrahydrothienyl S,S-dioxide and homothiomorpholinyl S-oxide. Especially desirable heterocycloalkyl groups include morpholinyl, 3,4-dihydroisoquinolin-2(1*H*)-yl, tetrahydropyranyl, piperidinyl, aza-bicyclo[2.2.2]octyl, γ -butyrolactonyl (i.e., an oxo-substituted tetrahydrofuranyl), γ -butyrolactamyl (i.e., an oxo-substituted pyrrolidine), pyrrolidinyl, piperazinyl, azepanyl, azetidiny, thiomorpholinyl, thiomorpholinyl S,S-dioxide, 2-oxazolidonyl, imidazolidonyl, isoindolindionyl, piperazinonyl. The heterocycloalkyl groups herein are unsubstituted or, when specified as "optionally substituted", can unless stated otherwise be substituted in one or more substitutable positions with various groups, as described below.

[00155] The term "cycloalkyl" refers to a non-aromatic carbocyclic ring or ring system, which may be saturated (i.e., a cycloalkyl) or partially unsaturated (i.e., a cycloalkenyl). The cycloalkyl ring optionally fused to or otherwise attached (e.g., bridged systems) to other cycloalkyl rings. Preferred cycloalkyl groups have from 3 to 7 members in a single ring. More preferred cycloalkyl groups have 5 or 6 members in a single ring. Examples of cycloalkyl groups include, for example, cyclohexyl, cyclopentyl, cyclobutyl, cyclopropyl, tetrahydronaphthyl and bicyclo[2.2.1]heptane. The cycloalkyl groups herein are unsubstituted or, when specified as "optionally substituted", may be substituted in one or more substitutable positions with various groups.

[00156] The term "oxa" means a divalent oxygen radical in a chain, sometimes designated as -O-.

[00157] The term "oxo" means a doubly bonded oxygen, sometimes designated as =O or for example in describing a carbonyl "C(O)" may be used to show an oxo substituted carbon.

[00158] The term "electron withdrawing group" means a group that withdraws electron density from the structure to which it is attached than would a similarly-attached hydrogen atom. For example, electron withdrawing groups can be selected from the group consisting of halo, cyano, -(C₁-C₄ fluoroalkyl), -O-(C₁-C₄ fluoroalkyl), -C(O)-(C₀-C₄ alkyl), -C(O)O-(C₀-C₄ alkyl), -C(O)N(C₀-C₄ alkyl)(C₀-C₄ alkyl), -S(O)₂O-(C₀-C₄ alkyl), NO₂ and -C(O)-Hca in which the Hca includes a nitrogen atom to which the -C(O)- is bound, in which no alkyl, fluoroalkyl or heterocycloalkyl is substituted with an aryl, heteroaryl, cycloalkyl or heterocycloalkyl-containing group.

[00159] The term “substituted,” when used to modify a specified group or radical, means that one or more hydrogen atoms of the specified group or radical are each, independently of one another, replaced with the same or different substituent groups as defined below.

[00160] Substituent groups for substituting for hydrogens on saturated carbon atoms in the specified group or radical are, unless otherwise specified, $-R^{60}$, halo, $-O^-M^+$, $=O$, $-OR^{70}$, $-SR^{70}$, $-S^-M^+$, $=S$, $-NR^{80}R^{80}$, $=NR^{70}$, $=N-OR^{70}$, trihalomethyl, $-CF_3$, $-CN$, $-OCN$, $-SCN$, $-NO$, $-NO_2$, $=N_2$, $-N_3$, $-SO_2R^{70}$, $-SO_2O^-M^+$, $-SO_2OR^{70}$, $-OSO_2R^{70}$, $-OSO_2O^-M^+$, $-OSO_2OR^{70}$, $-P(O)(O^-)(M^+)_2$, $-P(O)(OR^{70})O^-M^+$, $-P(O)(OR^{70})_2$, $-C(O)R^{70}$, $-C(S)R^{70}$, $-C(NR^{70})R^{70}$, $-C(O)O^-M^+$, $-C(O)OR^{70}$, $-C(S)OR^{70}$, $-C(O)NR^{80}R^{80}$, $-C(NR^{70})NR^{80}R^{80}$, $-OC(O)R^{70}$, $-OC(S)R^{70}$, $-OC(O)O^-M^+$, $-OC(O)OR^{70}$, $-OC(S)OR^{70}$, $-NR^{70}C(O)R^{70}$, $-NR^{70}C(S)R^{70}$, $-NR^{70}CO_2^-M^+$, $-NR^{70}CO_2R^{70}$, $-NR^{70}C(S)OR^{70}$, $-NR^{70}C(O)NR^{80}R^{80}$, $-NR^{70}C(NR^{70})R^{70}$ and $-NR^{70}C(NR^{70})NR^{80}R^{80}$. Each R^{60} is independently selected from the group consisting of alkyl, heteroalkyl, cycloalkyl, heterocycloalkyl, heterocycloalkylalkyl, cycloalkylalkyl, aryl, arylalkyl, heteroaryl and heteroarylalkyl, each of which is optionally substituted with 1, 2, 3, 4 or 5 groups selected from the group consisting of halo, $-O^-M^+$, $=O$, $-OR^{71}$, $-SR^{71}$, $-S^-M^+$, $=S$, $-NR^{81}R^{81}$, $=NR^{71}$, $=N-OR^{71}$, trihalomethyl, $-CF_3$, $-CN$, $-OCN$, $-SCN$, $-NO$, $-NO_2$, $=N_2$, $-N_3$, $-SO_2R^{71}$, $-SO_2O^-M^+$, $-SO_2OR^{71}$, $-OSO_2R^{71}$, $-OSO_2O^-M^+$, $-OSO_2OR^{71}$, $-P(O)(O^-)(M^+)_2$, $-P(O)(OR^{71})O^-M^+$, $-P(O)(OR^{71})_2$, $-C(O)R^{71}$, $-C(S)R^{71}$, $-C(NR^{71})R^{71}$, $-C(O)O^-M^+$, $-C(O)OR^{71}$, $-C(S)OR^{71}$, $-C(O)NR^{81}R^{81}$, $-C(NR^{71})NR^{81}R^{81}$, $-OC(O)R^{71}$, $-OC(S)R^{71}$, $-OC(O)O^-M^+$, $-OC(O)OR^{71}$, $-OC(S)OR^{71}$, $-NR^{71}C(O)R^{71}$, $-NR^{71}C(S)R^{71}$, $-NR^{71}CO_2^-M^+$, $-NR^{71}CO_2R^{71}$, $-NR^{71}C(S)OR^{71}$, $-NR^{71}C(O)NR^{81}R^{81}$, $-NR^{71}C(NR^{71})R^{71}$ and $-NR^{71}C(NR^{71})NR^{81}R^{81}$. Each R^{70} is independently hydrogen or R^{60} ; each R^{80} is independently R^{70} or alternatively, two R^{80} s, taken together with the nitrogen atom to which they are bonded, form a 5-, 6- or 7-membered heterocycloalkyl which may optionally include from 1 to 4 of the same or different additional heteroatoms selected from the group consisting of O, N and S, of which N may have -H or C_1 - C_3 alkyl substitution; and each M^+ is a counter ion with a net single positive charge. Each R^{71} is independently hydrogen or R^{61} , in which R^{61} is alkyl, heteroalkyl, cycloalkyl, heterocycloalkyl, heterocycloalkylalkyl, cycloalkylalkyl, aryl, arylalkyl, heteroaryl and heteroarylalkyl, each of which is optionally substituted with 1, 2, 3, 4 or 5 groups selected from the group consisting of halo, $-O^-M^+$, $=O$, $-OR^{72}$, $-SR^{72}$, $-S^-M^+$, $=S$, $-NR^{82}R^{82}$, $=NR^{72}$, $=N-OR^{72}$, trihalomethyl, $-CF_3$, $-CN$, $-OCN$, $-SCN$, $-NO$, $-NO_2$, $=N_2$, $-N_3$, $-SO_2R^{71}$, $-SO_2O^-M^+$, $-SO_2OR^{72}$, $-OSO_2R^{72}$, $-OSO_2O^-M^+$, $-OSO_2OR^{72}$, $-P(O)(O^-)(M^+)_2$, $-P(O)(OR^{72})O^-M^+$, $-P(O)(OR^{72})_2$, $-C(O)R^{72}$, $-C(S)R^{72}$, $-C(NR^{72})R^{72}$, $-C(O)O^-M^+$, $-C(O)OR^{72}$, $-C(S)OR^{72}$, $-C(O)NR^{82}R^{82}$, $-C(NR^{72})NR^{82}R^{82}$, $-OC(O)R^{72}$, $-OC(S)R^{72}$, $-OC(O)O^-M^+$,

-OC(O)OR⁷², -OC(S)OR⁷², -NR⁷²C(O)R⁷², -NR⁷²C(S)R⁷², -NR⁷²CO₂⁻M⁺, -NR⁷²CO₂R⁷², -NR⁷²C(S)OR⁷², -NR⁷²C(O)NR⁸²R⁸², -NR⁷²C(NR⁷²)R⁷² and -NR⁷²C(NR⁷²)NR⁸²R⁸²; and each R⁸¹ is independently R⁷¹ or alternatively, two R⁸¹s, taken together with the nitrogen atom to which they are bonded, form a 5-, 6- or 7-membered heterocycloalkyl which may optionally include from 1 to 4 of the same or different additional heteroatoms selected from the group consisting of O, N and S, of which N may have -H or C₁-C₃ alkyl substitution. Each R⁷² is independently hydrogen, (C₁-C₆ alkyl) or (C₁-C₆ fluoroalkyl); each R⁸² is independently R⁷² or alternatively, two R⁸²s, taken together with the nitrogen atom to which they are bonded, form a 5-, 6- or 7-membered heterocycloalkyl which may optionally include 1, 2, 3 or 4 of the same or different additional heteroatoms selected from the group consisting of O, N and S, of which N may have -H or C₁-C₃ alkyl substitution. Each M⁺ may independently be, for example, an alkali ion, such as K⁺, Na⁺, Li⁺; an ammonium ion, such as ⁺N(R⁶⁰)₄; or an alkaline earth ion, such as [Ca²⁺]_{0.5}, [Mg²⁺]_{0.5}, or [Ba²⁺]_{0.5} ("subscript 0.5 means e.g. that one of the counter ions for such divalent alkali earth ions can be an ionized form of a presently disclosed compound and the other a typical counter ion such as chloride, or two ionized presently disclosed molecules can serve as counter ions for such divalent alkali earth ions, or a doubly ionized compound can serve as the counter ion for such divalent alkali earth ions). As specific examples, -NR⁸⁰R⁸⁰ is meant to include -NH₂, -NH-alkyl, *N*-pyrrolidinyl, *N*-piperazinyl, 4-methyl-piperazin-1-yl and *N*-morpholinyl.

[00161] Substituent groups for hydrogens on unsaturated carbon atoms in "substituted" alkene, alkyne, aryl and heteroaryl groups are, unless otherwise specified, -R⁶⁰, halo, -O⁻M⁺, -OR⁷⁰, -SR⁷⁰, -S⁻M⁺, -NR⁸⁰R⁸⁰, trihalomethyl, -CF₃, -CN, -OCN, -SCN, -NO, -NO₂, -N₃, -SO₂R⁷⁰, -SO₃⁻M⁺, -SO₃R⁷⁰, -OSO₂R⁷⁰, -OSO₃⁻M⁺, -OSO₃R⁷⁰, -PO₃⁻²(M⁺)₂, -P(O)(OR⁷⁰)O⁻M⁺, -P(O)(OR⁷⁰)₂, -C(O)R⁷⁰, -C(S)R⁷⁰, -C(NR⁷⁰)R⁷⁰, -CO₂⁻M⁺, -CO₂R⁷⁰, -C(S)OR⁷⁰, -C(O)NR⁸⁰R⁸⁰, -C(NR⁷⁰)NR⁸⁰R⁸⁰, -OC(O)R⁷⁰, -OC(S)R⁷⁰, -OCO₂⁻M⁺, -OCO₂R⁷⁰, -OC(S)OR⁷⁰, -NR⁷⁰C(O)R⁷⁰, -NR⁷⁰C(S)R⁷⁰, -NR⁷⁰CO₂⁻M⁺, -NR⁷⁰CO₂R⁷⁰, -NR⁷⁰C(S)OR⁷⁰, -NR⁷⁰C(O)NR⁸⁰R⁸⁰, -NR⁷⁰C(NR⁷⁰)R⁷⁰ and -NR⁷⁰C(NR⁷⁰)NR⁸⁰R⁸⁰, where R⁶⁰, R⁷⁰, R⁸⁰ and M⁺ are as previously defined.

[00162] Substituent groups for hydrogens on nitrogen atoms in "substituted" heteroalkyl and heterocycloalkyl groups are, unless otherwise specified, -R⁶⁰, -O⁻M⁺, -OR⁷⁰, -SR⁷⁰, -S⁻M⁺, -NR⁸⁰R⁸⁰, trihalomethyl, -CF₃, -CN, -NO, -NO₂, -S(O)₂R⁷⁰, -S(O)₂O⁻M⁺, -S(O)₂OR⁷⁰, -OS(O)₂R⁷⁰, -OS(O)₂O⁻M⁺, -OS(O)₂OR⁷⁰, -P(O)(O⁻)₂(M⁺)₂, -P(O)(OR⁷⁰)O⁻M⁺, -P(O)(OR⁷⁰)(OR⁷⁰), -C(O)R⁷⁰, -C(S)R⁷⁰, -C(NR⁷⁰)R⁷⁰, -C(O)OR⁷⁰, -C(S)OR⁷⁰, -C(O)NR⁸⁰R⁸⁰, -C(NR⁷⁰)NR⁸⁰R⁸⁰, -OC(O)R⁷⁰, -OC(S)R⁷⁰, -OC(O)OR⁷⁰, -OC(S)OR⁷⁰,

$-\text{NR}^{70}\text{C}(\text{O})\text{R}^{70}$, $-\text{NR}^{70}\text{C}(\text{S})\text{R}^{70}$, $-\text{NR}^{70}\text{C}(\text{O})\text{OR}^{70}$, $-\text{NR}^{70}\text{C}(\text{S})\text{OR}^{70}$, $-\text{NR}^{70}\text{C}(\text{O})\text{NR}^{80}\text{R}^{80}$, $-\text{NR}^{70}\text{C}(\text{NR}^{70})\text{R}^{70}$ and $-\text{NR}^{70}\text{C}(\text{NR}^{70})\text{NR}^{80}\text{R}^{80}$, where R^{60} , R^{70} , R^{80} and M^+ are as previously defined.

[0163] In certain embodiments of the compounds disclosed herein, a group that is substituted has 1, 2, 3, or 4 substituents, 1, 2, or 3 substituents, 1 or 2 substituents, or 1 substituent.

[0164] The compounds disclosed herein can also be provided as pharmaceutically acceptable salts. The term "pharmaceutically acceptable salts" or "a pharmaceutically acceptable salt thereof" refer to salts prepared from pharmaceutically acceptable non-toxic acids or bases including inorganic acids and bases and organic acids and bases. If the compound is basic, salts may be prepared from pharmaceutically acceptable non-toxic acids. Such salts may be, for example, acid addition salts of at least one of the following acids: benzenesulfonic acid, citric acid, α -glucoheptonic acid, D-gluconic acid, glycolic acid, lactic acid, malic acid, malonic acid, mandelic acid, phosphoric acid, propanoic acid, succinic acid, sulfuric acid, tartaric acid (d, l, or dl), tosic acid (toluenesulfonic acid), valeric acid, palmitic acid, pamoic acid, sebacic acid, stearic acid, lauric acid, acetic acid, adipic acid, carbonic acid, 4-chlorobenzenesulfonic acid, ethanedisulfonic acid, ethylsuccinic acid, fumaric acid, galactaric acid (mucic acid), D-glucuronic acid, 2-oxo-glutaric acid, glycerophosphoric acid, hippuric acid, isethionic acid (ethanolsulfonic acid), lactobionic acid, maleic acid, 1,5-naphthalene-disulfonic acid, 2-naphthalene-sulfonic acid, pivalic acid, terephthalic acid, thiocyanic acid, cholic acid, n-dodecyl sulfate, 3-hydroxy-2-naphthoic acid, 1-hydroxy-2-naphthoic acid, oleic acid, undecylenic acid, ascorbic acid, (+)-camphoric acid, d-camphorsulfonic acid, dichloroacetic acid, ethanesulfonic acid, formic acid, hydriodic acid, hydrobromic acid, hydrochloric acid, methanesulfonic acid, nicotinic acid, nitric acid, orotic acid, oxalic acid, picric acid, L-pyroglutamic acid, saccharine, salicylic acid, gentisic acid, and/or 4-acetamidobenzoic acid.

[0165] The compounds described herein can also be provided in prodrug form. "Prodrug" refers to a derivative of an active compound (drug) that requires a transformation under the conditions of use, such as within the body, to release the active drug. Prodrugs are frequently, but not necessarily, pharmacologically inactive until converted into the active drug. Prodrugs are typically obtained by masking a functional group in the drug believed to be in part required for activity with a progroup (defined below) to form a promoiety which undergoes a transformation, such as cleavage, under the specified conditions of use to release

the functional group, and hence the active drug. The cleavage of the promoiety can proceed spontaneously, such as by way of a hydrolysis reaction, or it can be catalyzed or induced by another agent, such as by an enzyme, by light, by acid, or by a change of or exposure to a physical or environmental parameter, such as a change of temperature. The agent can be endogenous to the conditions of use, such as an enzyme present in the cells to which the prodrug is administered or the acidic conditions of the stomach, or it can be supplied exogenously. A wide variety of progroups, as well as the resultant promoieties, suitable for masking functional groups in the active drugs to yield prodrugs are well-known in the art. For example, a hydroxyl functional group can be masked as a sulfonate, ester or carbonate promoiety, which can be hydrolyzed *in vivo* to provide the hydroxyl group. An amino functional group can be masked as an amide, carbamate, imine, urea, phosphenyl, phosphoryl or sulfenyl promoiety, which can be hydrolyzed *in vivo* to provide the amino group. A carboxyl group can be masked as an ester (including silyl esters and thioesters), amide or hydrazide promoiety, which can be hydrolyzed *in vivo* to provide the carboxyl group. Other specific examples of suitable progroups and their respective promoieties will be apparent to those of skill in the art.

[00166] The compounds disclosed herein can also be provided as solvates, hydrates or *N*-oxides.

[00167] Compounds can be assayed for binding to a membrane-bound adiponectin receptor by performing a competitive binding assay with adiponectin. In one such procedure, HEK 293 cellular membrane is coated onto a COSTAR 384 plate, which is then blocked with 1% casein. Polyhistidine-tagged globular adiponectin and a candidate compound is incubated with the membrane in HEPES buffer. Unbound ligands are washed away and the degree of binding of the adiponectin is determined using horseradish peroxidase-conjugated anti-polyhistidine. Compounds that compete with adiponectin binding to the membrane (*i.e.*, give a reduced signal compared to a control performed without a candidate compound) can be chosen as hits and further screened using the below-described functional assays to identify adiponectin receptor agonists.

[00168] An in-cell western assay can be performed to demonstrate the activation of AMPK in human liver cells by globular adiponectin using glutathione S-transferase (GST). AMPK activity can be measured by the relative concentration of phosphorylated acetyl Co-A carboxylase, which is one of the products of AMPK. An increase in pACC correlates with an increase in the rate of fatty acid oxidation.

[00169] The compounds of structural formulae (I)-(XCIV) can be administered, for example, orally, topically, parenterally, by inhalation or spray or rectally in dosage unit formulations containing one or more pharmaceutically acceptable carriers, diluents or excipients. The term parenteral as used herein includes percutaneous, subcutaneous, intravascular (e.g., intravenous), intramuscular, or intrathecal injection or infusion techniques and the like.

[00170] Pharmaceutical compositions can be made using the presently disclosed compounds. For example, in one embodiment, a pharmaceutical composition includes a pharmaceutically acceptable carrier, diluent or excipient, and compound as described above with reference to structural formulae (I)-(XCIV).

[00171] In the pharmaceutical compositions disclosed herein, one or more compounds of structural formulae (I)-(XCIV) may be present in association with one or more pharmaceutically acceptable carriers, diluents or excipients, and, if desired, other active ingredients. The pharmaceutical compositions containing compounds of structural formulae (I)-(XCIV) may be in a form suitable for oral use, for example, as tablets, troches, lozenges, aqueous or oily suspensions, dispersible powders or granules, emulsion, hard or soft capsules, or syrups or elixirs.

[00172] Compositions intended for oral use can be prepared according to any suitable method for the manufacture of pharmaceutical compositions and such compositions may contain one or more agents selected from the group consisting of sweetening agents, flavoring agents, coloring agents and preservative agents in order to provide pharmaceutically elegant and palatable preparations. Tablets contain the active ingredient in admixture with non-toxic pharmaceutically acceptable excipients that are suitable for the manufacture of tablets. These excipients can be for example, inert diluents, such as calcium carbonate, sodium carbonate, lactose, calcium phosphate or sodium phosphate; granulating and disintegrating agents, for example, corn starch, or alginic acid; binding agents, for example starch, gelatin or acacia, and lubricating agents, for example magnesium stearate, stearic acid or talc. The tablets can be uncoated or they can be coated by known techniques. In some cases such coatings can be prepared by suitable techniques to delay disintegration and absorption in the gastrointestinal tract and thereby provide a sustained action over a longer period. For example, a time delay material such as glyceryl monostearate or glyceryl distearate can be employed.

[00173] Formulations for oral use can also be presented as hard gelatin capsules, wherein the active ingredient is mixed with an inert solid diluent, for example, calcium carbonate,

calcium phosphate or kaolin, or as soft gelatin capsules wherein the active ingredient is mixed with water or an oil medium, for example peanut oil, liquid paraffin or olive oil.

[00174] Formulations for oral use can also be presented as lozenges.

[00175] Aqueous suspensions contain the active materials in admixture with excipients suitable for the manufacture of aqueous suspensions. Such excipients can be suspending agents, for example sodium carboxymethylcellulose, methylcellulose, hydropropylmethylcellulose, sodium alginate, polyvinylpyrrolidone, gum tragacanth and gum acacia; dispersing or wetting agents such as a naturally-occurring phosphatide, for example, lecithin, or condensation products of an alkylene oxide with fatty acids, for example polyoxyethylene stearate, or condensation products of ethylene oxide with long chain aliphatic alcohols, for example heptadecaethyleneoxycetanol, or condensation products of ethylene oxide with partial esters derived from fatty acids and a hexitol such as polyoxyethylene sorbitol monooleate, or condensation products of ethylene oxide with partial esters derived from fatty acids and hexitol anhydrides, for example polyethylene sorbitan monooleate. The aqueous suspensions may also contain one or more preservatives, for example ethyl, or n-propyl p-hydroxybenzoate, one or more coloring agents, one or more flavoring agents, and one or more sweetening agents, such as sucrose or saccharin.

[00176] Oily suspensions can be formulated by suspending the active ingredients in a vegetable oil, for example arachis oil, olive oil, sesame oil or coconut oil, or in a mineral oil such as liquid paraffin. The oily suspensions may contain a thickening agent, for example beeswax, hard paraffin or cetyl alcohol. Sweetening agents and flavoring agents may be added to provide palatable oral preparations. These compositions may be preserved by the addition of an anti-oxidant such as ascorbic acid.

[00177] Dispersible powders and granules suitable for preparation of an aqueous suspension by the addition of water provide the active ingredient in admixture with a dispersing or wetting agent, suspending agent and one or more preservatives. Suitable dispersing or wetting agents or suspending agents are exemplified by those already mentioned above. Additional excipients, for example sweetening, flavoring and coloring agents, can also be present.

[00178] Pharmaceutical compositions can also be in the form of oil-in-water emulsions. The oily phase can be a vegetable oil or a mineral oil or mixtures of these. Suitable emulsifying agents can be naturally-occurring gums, for example gum acacia or gum tragacanth, naturally-occurring phosphatides, for example soy bean, lecithin, and esters or partial esters derived from fatty acids and hexitol, anhydrides, for example sorbitan

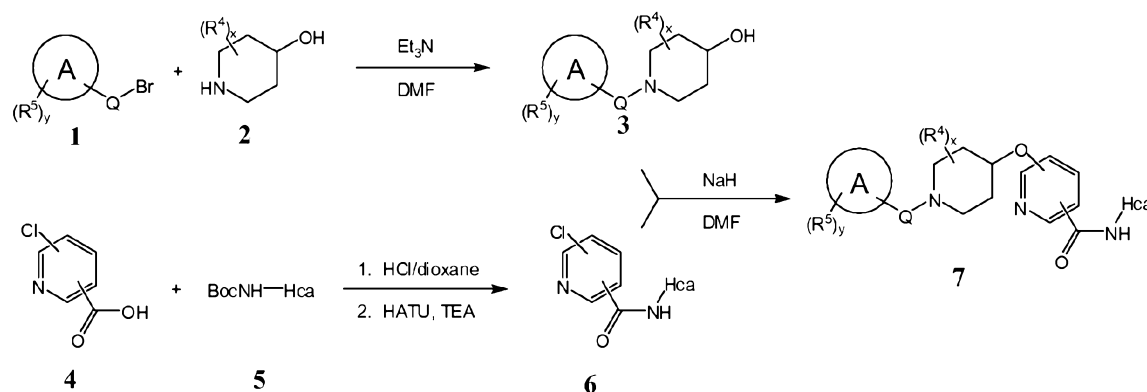
monooleate, and condensation products of the said partial esters with ethylene oxide, for example polyoxyethylene sorbitan monooleate. The emulsions can also contain sweetening and flavoring agents.

[00179] Syrups and elixirs can be formulated with sweetening agents, for example glycerol, propylene glycol, sorbitol, glucose or sucrose. Such formulations can also contain a demulcent, a preservative, flavoring, and coloring agents. The pharmaceutical compositions can be in the form of a sterile injectable aqueous or oleaginous suspension. This suspension can be formulated according to the known art using those suitable dispersing or wetting agents and suspending agents that have been mentioned above. The sterile injectable preparation can also be a sterile injectable solution or suspension in a non-toxic parentally acceptable diluent or solvent, for example as a solution in 1,3-butanediol. Among the acceptable vehicles and solvents that can be employed are water, Ringer's solution and isotonic sodium chloride solution. In addition, sterile, fixed oils can be employed as a solvent or suspending medium. For this purpose any bland fixed oil can be employed including synthetic mono- or diglycerides. In addition, fatty acids such as oleic acid find use in the preparation of injectables.

[00180] Compounds of structural formulae (I)-(XCIV) can also be administered in the form of suppositories, e.g., for rectal administration of the drug. These compositions can be prepared by mixing the compound with a suitable non-irritating excipient that is solid at ordinary temperatures but liquid at the rectal temperature and will therefore melt in the rectum to release the drug. Such materials include cocoa butter and polyethylene glycols.

[00181] Compounds of structural formula (I)-(XCIV) can also be administered parenterally in a sterile medium. The drug, depending on the vehicle and concentration used, can either be suspended or dissolved in the vehicle. Advantageously, adjuvants such as local anesthetics, preservatives and buffering agents can be dissolved in the vehicle.

[00182] The compounds disclosed herein can be made using procedures familiar to the person of ordinary skill in the art and as described herein. For example, compounds of structural formulae (II)-(VI) can be prepared according to Scheme 1, below, or analogous synthetic schemes:

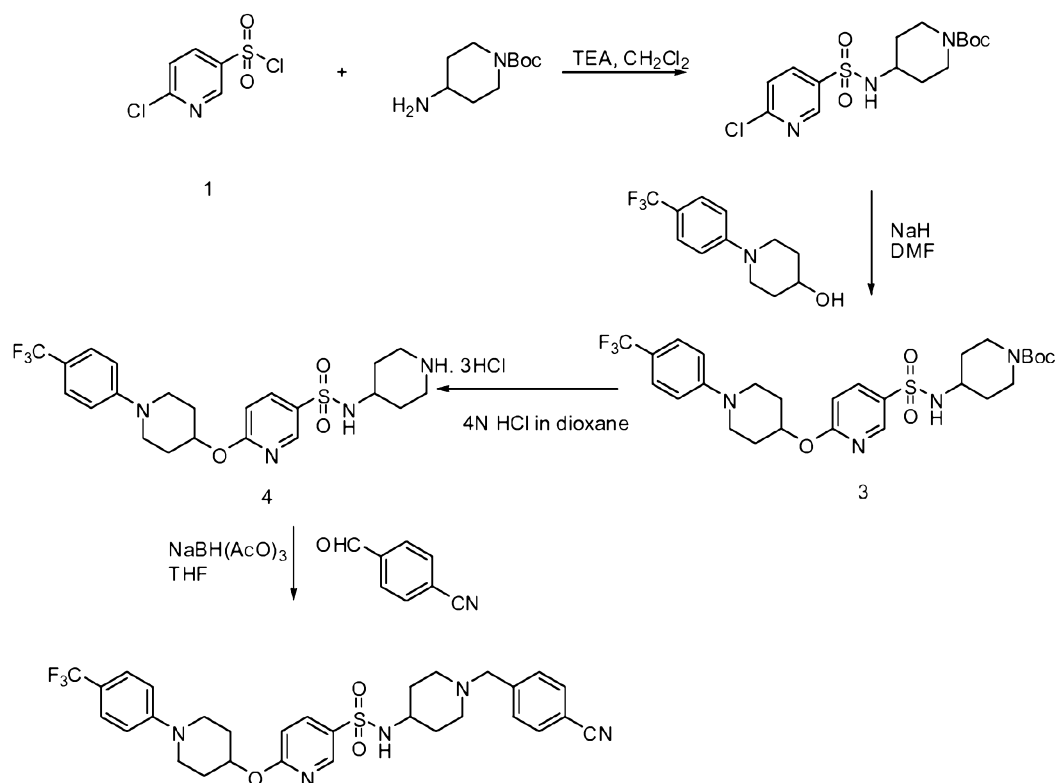


Scheme 1

[00183] Referring to Scheme 1, bromide **1**, for example, is coupled with 4-hydroxypiperidine **2** to provide 1-substituted 4-hydroxypiperidine **3**. In a separate reaction, protected Hca-amine **5** is deprotected and coupled with chloropiperidinecarboxylic acid **4** to provide chloropyridineamide **6**, which is then coupled with **3** under Mitsunobu conditions to yield 4-(piperidin-4-yloxy)pyridineamide **7**.

[00184] One of ordinary skill in the art can adapt the reaction sequence of Scheme 1 to fit the desired target molecule. For example, a benzyl bromide can be used as a starting material to afford compounds in which the “A” ring system is a phenyl and Q is methylene. Similarly, a (heteroaryl)methyl bromide may be used as a starting material to afford compounds in which the “A” ring system is a heteroaryl. Alternatively, reductive amination of an aryl or heteroaryl aldehyde, for example, with the nitrogen of azacycloalkyl **2** would also afford **3**. In certain situations one of ordinary skill in the art will use different reagents to effect one or more of the individual steps or to use protected versions of certain of the R^1 , R^2 , R^3 , R^4 and R^5 substituents. An example of the synthesis of a compound according to Scheme 1 is provided below in Example 1.

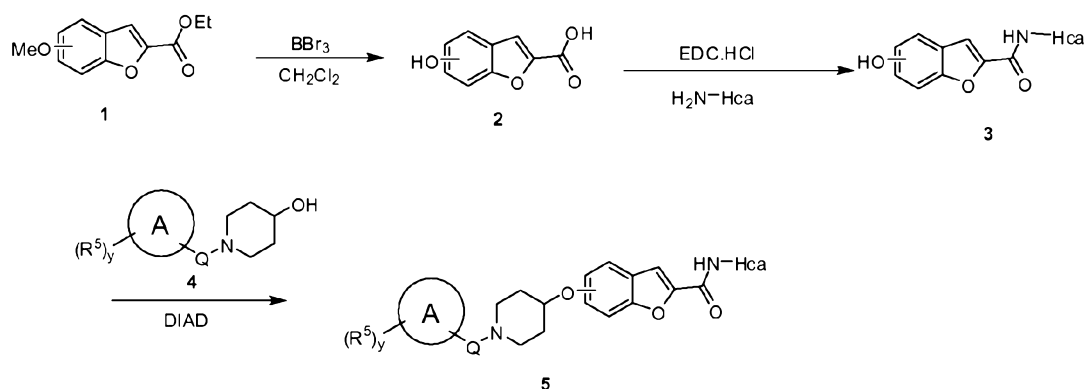
[00185] Compounds of structural formulae (VIII)-(XIII) can be prepared according to Scheme 2, below, or analogous synthetic schemes:



Scheme 2

[00186] Referring to Scheme 2, chloropyridinesulfonyl chloride 1, for example, is coupled with BOC-protected 4-aminopiperidine to provide sulfonamide 2. Sulfonamide 3 is coupled with a piperidinol to form protected *N*-piperidinyl sulfonamide 3, which is deprotected to yield *N*-piperidinyl sulfonamide 4. Finally, a benzaldehyde is reductively coupled to *N*-piperidinyl sulfonamide 4 to provide the final product. Of course, in certain situations one of ordinary skill in the art will use different reagents to affect one or more of the individual steps or to use protected versions of certain of the substituents. As well, one of ordinary skill in the art would appreciate that other synthetic routes or sequence of steps can be used to make the presently disclosed compounds. An example of the synthesis of a compound according to Scheme 2 is provided below in Example 2.

[00187] Compounds of structural formulae (XIV)-(XV) can be prepared according to Scheme 3, below, or analogous synthetic schemes:

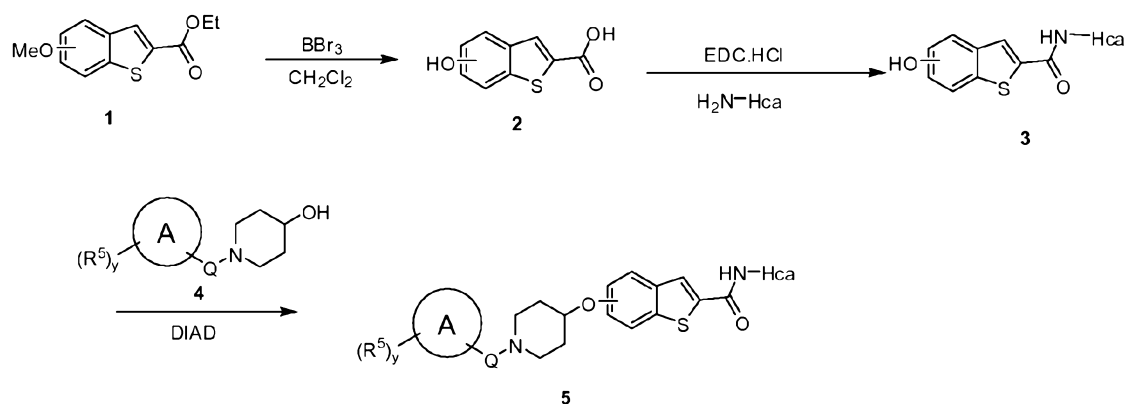


Scheme 3

[00188] Referring to Scheme 3, methoxybenzofuran ester **1**, for example, is converted to the corresponding hydroxybenzofuran carboxylic acid **2** with boron tribromide. Carboxylic acid **2** is coupled with Hca amine to yield hydroxybenzofuranamide **3**. 1-Substituted 4-hydroxypiperidine **4** is coupled with amide **3** to yield (piperidin-4-yloxy)benzofuranamide **5**.

[00189] One of skill in the art can adapt the reaction sequence of Scheme 3 to fit the desired target molecule. Of course, in certain situations one of skill in the art will use different reagents to affect one or more of the individual steps or to use protected versions of certain of the substituents. An example of the synthesis of a compound according to Scheme 3 is provided below in Example 3.

[00190] Compounds of structural formulae (XVI)-(XVII) can be prepared according to Scheme 4, below, or analogous synthetic schemes:



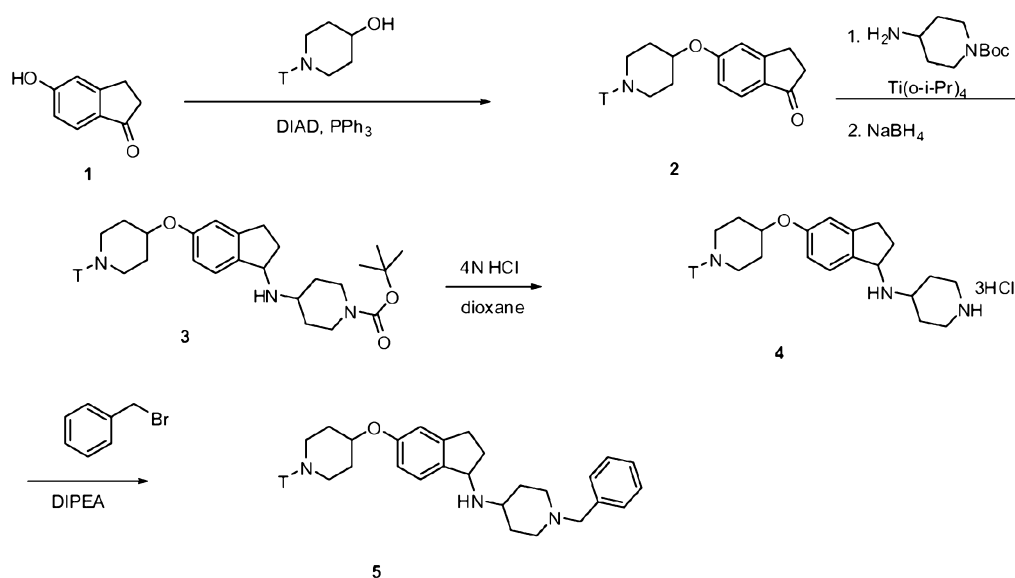
Scheme 4

[00191] Referring to Scheme 4, methoxybenzothiophene ester **1**, for example, is converted to the corresponding hydroxybenzothiophene carboxylic acid **2** with boron tribromide.

Carboxylic acid **2** is coupled with Hca amine to yield hydroxybenzothiophene amide **3**. 1-Substituted 4-hydroxypiperidine **4** is coupled with amide **3** to yield (piperidin-4-yloxy)benzothiopheneamide **5**.

[00192] One of skill in the art can adapt the reaction sequence of Scheme 4 to fit the desired target molecule. Of course, in certain situations one of skill in the art will use different reagents to affect one or more of the individual steps or to use protected versions of certain of the substituents.

[00193] Compounds of structural formulae (XVIII)-(XIX) can be prepared according to Scheme 5, below, or analogous synthetic schemes:



Scheme 5

[00194] Referring to Scheme 5, hydroxydihydroindenone **1**, for example, is coupled with a 1-substituted 4-hydroxypiperidine to provide (piperidin-4-yloxy)dihydroindenone **2**. One of ordinary skill in the art would appreciate that the 5- hydroxy group of **1** could be at other positions on the aromatic ring, e.g. at the 6-position, to make other regioisomeric compounds, e.g. regioisomeric versions of compound **5** where the ether linkage is at the 6-position instead of the 5-position. Hca-amine (shown here as a BOC-protected 4-piperidineamine) is reductively coupled to (piperidin-4-yloxy)dihydroindenone **2** to yield (piperidin-4-yloxy)dihydroindeneamine **3**. Further manipulations can be performed to provide desired substitutions. For example, in Scheme 5, BOC-protected (piperidin-4-yloxy)dihydroindeneamine **3** is deprotected, then coupled with a benzyl bromide to provide compound **5**. Of course, in certain situations one of ordinary skill in the art will use different

reagents to affect one or more of the individual steps or to use protected versions of certain of the substituents. An example of the synthesis of a compound according to Scheme 5 is provided below in Example 5.

[00195] Compounds suitable for use in the presently disclosed pharmaceutical compositions include compounds of Table 1, above. These compounds can be made according to the general schemes described above, for example using a procedure similar to that described below in the Examples.

[00196] While not intending to be bound by theory, the inventors surmise that compounds of structural formulae (I)-(XCIV) are mimics of adiponectin which act as adiponectin receptor agonists, thereby activating the AMPK pathway. Activation of the AMPK pathway has the effect of increasing glucose uptake, decreasing glycogen synthesis and increasing fatty acid oxidation, thereby reducing glycogen, intracellular triglyceride and fatty acid concentration and causing an increase in insulin sensitivity. Because they activate the AMPK pathway, compounds of structural formulae (I)-(XCIV) should also inhibit the inflammatory processes which occur during the early phases of atherosclerosis. Accordingly, compounds of structural formulae (I)-(XCIV) can be useful in the treatment of type II diabetes and in the treatment and prevention of atherosclerosis, cardiovascular disease, obesity and non-alcoholic fatty liver disease.

[00197] Accordingly, another aspect of the present disclosure relates to a method of activating the AMPK pathway. According to this aspect, a method for activating the AMPK pathway in a cell includes contacting the cell with an effective amount of a compound, pharmaceutically acceptable salt, prodrug, solvate, hydrate, *N*-oxide or composition described above.

[00198] In one embodiment, a method of increasing fatty acid oxidation in a cell includes contacting the cell with an effective amount of a compound, pharmaceutically acceptable salt, prodrug, solvate, hydrate, *N*-oxide or composition described above. Acetyl Co-A carboxylase (ACC) catalyzes the formation of malonyl Co-A, a potent inhibitor of fatty acid oxidation; phosphorylation of ACC greatly reduces its catalytic activity, thereby reducing the concentration of malonyl Co-A and increasing the rate of fatty acid oxidation. Because the presently disclosed compounds can increase the rate of phosphorylation of ACC, they can reduce the inhibition of fatty acid oxidation and therefore increase its overall rate.

[00199] In another embodiment, a method of decreasing glycogen concentration in a cell includes contacting the cell with an effective amount of a compound, pharmaceutically acceptable salt, prodrug, solvate, hydrate, *N*-oxide or composition described above.

[00200] In another embodiment, a method of increasing glucose uptake in a cell includes contacting the cell with an effective amount of a compound, pharmaceutically acceptable salt, prodrug, solvate, hydrate, *N*-oxide or composition described above.

[00201] In another embodiment, a method of reducing triglyceride levels in a subject includes administering to the subject an effective amount of a compound, pharmaceutically acceptable salt, prodrug, solvate, hydrate, *N*-oxide or composition described above.

[00202] In another embodiment, a method of increasing insulin sensitivity of a subject includes administering to the subject an effective amount of a compound, pharmaceutically acceptable salt, prodrug, solvate, hydrate, *N*-oxide or composition described above.

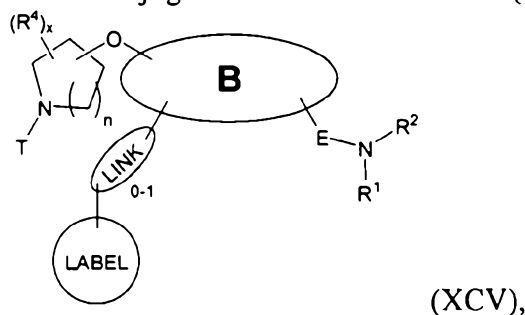
[00203] Accordingly, the compounds and compositions disclosed herein can be used to treat a variety of metabolic disorders. For example, in one embodiment, a method of treating type II diabetes in a subject in need of such treatment includes administering to the subject an effective amount of a compound, pharmaceutically acceptable salt, prodrug, solvate, hydrate, *N*-oxide or composition described above. In another embodiment, a method of treating or preventing atherosclerosis or cardiovascular disease in a subject includes administering to the subject an effective amount of a compound, pharmaceutically acceptable salt, prodrug, solvate, hydrate, *N*-oxide or composition described above.

[00204] As described above, the compounds disclosed herein can act as activators of the AMPK pathway. Accordingly, in another embodiment, a method comprises modulating the AMPK pathway (either in vitro or in vivo) by contacting a cell with a compound, pharmaceutically acceptable salt, prodrug, solvate, hydrate, *N*-oxide or composition described above, or administering a compound, pharmaceutically acceptable salt, prodrug, solvate, hydrate, *N*-oxide or composition described above to a mammal (e.g., a human) in an amount sufficient to modulate the AMPK activity and study the effects thereby induced. Such methods are useful for studying the AMPK pathway and its role in biological mechanisms and disease states both in vitro and in vivo.

[00205] Another embodiment is the use of a compound, pharmaceutically acceptable salt, prodrug, solvate, hydrate or *N*-oxide or composition as described above in the manufacture of a medicament for any of the therapeutic purposes described above. For example, the medicament can be for the reduction of triglyceride levels in a subject, the treatment of type II diabetes in a subject, or the treatment or prevention of atherosclerosis or cardiovascular disease in a subject.

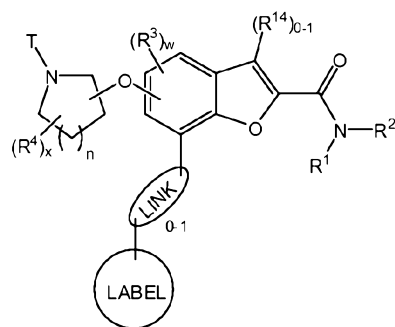
[00206] The compounds disclosed herein can be linked to labeling agents, for example for use in variety of experiments exploring their receptor binding, efficacy and metabolism.

Accordingly, another embodiment is a labeled conjugate comprising a compound as disclosed herein covalently linked to a labeling agent, optionally through a linker. Suitable linker and labeling agents will be readily apparent to those of skill in the art upon consideration of the present disclosure. The labeling agent can be, for example, an affinity label such as biotin or streptavidin, a hapten such as digoxigenin, an enzyme such as a peroxidase, or a fluorophoric or chromophoric tag. Any suitable linker can be used. For example, in some embodiments, an ethylene glycol, oligo(ethylene glycol) or poly(ethylene glycol) linker is used. Other examples of linkers include amino acids, which can be used alone or in combination with other linker groups, such as ethylene glycol, oligoethylene glycol or polyethylene glycol. Suitable linkers include, without limitation, single amino acids, as well as di- and tripeptides. In one embodiment, the linker includes a glycine residue. The person of skill in the art will realize, of course, that other linkers and labeling agents can be used. In other embodiments, an alkylene chain is the linker. In other embodiments, the linker has the structure $-(C_0-C_3 \text{ alkyl})-Y^m-$, in which each Y^m is $-O-$, $-N(R^9)-$, or L , and m is in the range of 1-40. For example, in certain embodiments, a labeled conjugate has structural formula (XCV):



in which the "LINK" moiety is a linker and is optional, and the "LABEL" moiety is a labeling agent, and all other variables are as described above, for example with respect to structural formula (I). Any of the compounds disclosed with respect to structural formulae (I)-(XCIV) can be used in the labeled conjugate of structural formula (XCV).

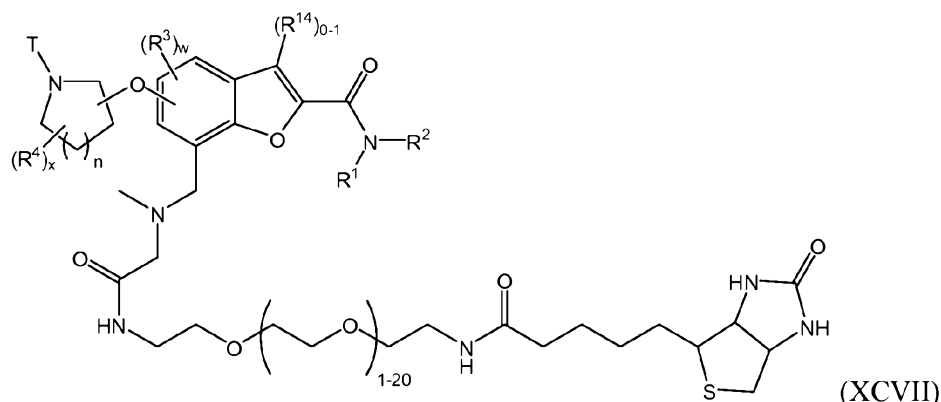
[0207] In certain embodiments, the $-(LINK)_{0-1}-(LABEL)$ moiety is attached the "B" ring system at a benzo or pyrido ring position meta to the alicyclic ethereal oxygen. For example, in one embodiment, a labeled conjugate has structural formula (XCVI):



(XCVI)

in which the “LINK” moiety is a linker and is optional, and the “LABEL” moiety is a labeling agent, and all other variables are as described above, for example with respect to structural formulae (XIV), (XV), (XXXII), (XXXIII), (XXXVIII)-(XLVII), (LX), (LXI), (LXVI)-(LXXIV) and (LXXXIII)-(LXXXVI).

[00208] For example, in one particular embodiment, a labeled conjugate has structural formula (XCVII):



(XCVII)

in which all variables are as described above, for example with respect to structural formulae (XIV), (XV), (XXXII), (XXXIII), (XXXVIII)-(XLVII), (LX), (LXI), (LXVI)-(LXXIV) and (LXXXIII)-(LXXXVI).

[00209] The following examples are intended to further illustrate certain embodiments and are not intended to limit the scope of the invention.

EXAMPLES

Example 1

(a) Synthetic Example: *N*-(1-(Pyridin-4-ylmethyl)piperidin-4-yl)-6-(1-(4-(trifluoromethyl)phenyl)-piperidin-4-yloxy)picolinamide (compound 43).

Step 1

[00210] A solution of *t*-butyl 1-(pyridin-4-ylmethyl)piperidin-4-ylcarbamate (1.80 g, 6.2 mmol) in 4M HCl/dioxane (15 mL) was allowed to stir at room temperature for 2h. The

resulting reaction mixture was then concentrated to provide a white crystalline solid, which was triturated with ether, filtered and dried. MS (m/z): 192 ($M+H$)⁺.

Step 2

[00211] The HCl salt (obtained from step 1 above) was dissolved in DMF (15mL) and transferred to a flask containing a solution of 6-chloropicolinic acid (1.0 g, 6.3 mmol), and HATU (2.9 g, 7.6 mmol) in DMF (10 mL). N-Methylmorpholine (1.5 mL, 1.38 g, 13.6 mmol) was then added and the resulting reaction mixture was allowed to stir at room temperature under N₂ atmosphere overnight. The heterogeneous reaction mixture was then poured into saturated sodium bicarbonate solution (100 mL) and extracted with ethyl acetate (3x50 mL). The combined organic layers were then washed with water (2x50 mL), brine (1x50 mL), dried (MgSO₄), filtered and concentrated to give a brown residue, which upon trituration with ethyl ether provided 6-chloro-N-(1-(pyridin-4-ylmethyl)piperidin-4-yl)picolinamide as a yellow crystalline solid (1.31 g, 64%). ¹H NMR (CDCl₃) δ 8.93-8.82 (m, 2H), 8.12-8.06 (m, 1H), 7.96-7.74 (m, 5H), 7.51-7.47 (m, 1H), 4.34 (br s, 2h), 4.26 (br s, 1H), 3.63-3.47 (m, 2H), 3.16-2.92 (m, 2H), 2.60-2.40 (m, 2H), 2.36-2.14 (m, 2H). MS (m/z): 331 ($M+H$)⁺ confirmed by LC-MS, t_r = 3.67 min

Step 3

[00212] To a solution of 1-(4-(trifluoromethyl)phenyl)-piperidin-4-ol (0.1 g, 0.4 mmol) in anhydrous DMF, NaH (60% in mineral oil, 18 mg, 0.45 mmol) was added. The mixture was allowed to stir at room temperature under N₂ atmosphere for 10 min, followed by the addition of 6-chloro-N-(1-(pyridin-4-ylmethyl)piperidin-4-yl)picolinamide (0.15 g, 0.4 mmol). The resulting reaction mixture was then stirred with heating at 105 °C overnight. A significant amount of starting material was still present and hence, an additional amount of NaH was added (82 mg, 2.1 mmol). The reaction mixture was allowed to stir at 105 °C for an additional 8 h, and quenched with saturated sodium bicarbonate solution (20 mL). The aqueous layer was extracted with ethyl acetate (3x20 mL), and the combined organic layer was washed with water (2x20 mL) and brine (1x20 mL), dried (MgSO₄), filtered and concentrated to give a yellow residue. Column chromatography (100% CH₂Cl₂ → 3% MeOH/ CH₂Cl₂) provided a yellow solid, which upon trituration with ethyl ether, yielded N-(1-(pyridin-4-ylmethyl)piperidin-4-yl)-6-(1-(4-(trifluoromethyl)phenyl)piperidin-4-yl)oxy)picolinamide as a tan solid (54 mg, 25%). ¹H NMR (CD₃OD) δ 8.53 (d, $J=4.1$ Hz, 2H), 8.28 (d, $J=7.4$ Hz, 1H), 7.80 (t, $J=7.7$ Hz, 1H), 7.65 (d, $J=7.2$ Hz, 1H), 7.51 (d, $J=4.1$ Hz, 2H), 7.46 (d, $J=8.5$ Hz, 2H), 7.05 (d, $J=8.3$ Hz, 2H), 6.96 (d, $J=8.3$ Hz, 1H), 5.43 (br s, 1H),

4.10-3.95 (m, 1H), 3.90 (s, 2H), 3.77-3.56 (m, 2H), 3.23-2.98 (m, 3H), 2.71-2.57 (m, 2H), 2.23-1.81 (m, 9H). MS (m/z): 540 (M+H)⁺.

(b) Analytical data

[00213] The following compounds were prepared using methods analogous to those described in Example 1(a) and in Scheme 1.

[00214] Compound 1: ¹H NMR (CDCl₃, 300 MHz) δ 8.54 (m, 2H), 8.20 (m, 1H), 8.14 (m, 1H), 7.77 (m, 1H), 7.50 (m, 2H), 7.29 (m, 3H), 6.89 (m, 2H), 4.65 (m, 1H), 3.99 (m, 1H), 3.63 (m, 2H), 3.52 (s, 2H), 3.35 (m, 2H), 2.83 (m, 2H), 2.23 (m, 2H), 2.03 (m, 6H), 1.66 (m, 2H) ppm; MS (ES) 497.5 (M+H).

[00215] Compound 2: ¹H NMR (CDCl₃, 300 MHz) δ 8.20 (m, 2H), 8.13 (m, 1H), 7.77 (m, 1H), 7.61 (m, 2H), 7.47 (m, 4H), 7.30 (m, 1H), 6.89 (m, 2H), 4.66 (m, 1H), 3.98 (m, 1H), 3.60 (m, 4H), 3.35 (m, 2H), 2.81 (m, 2H), 2.23 (m, 2H), 2.04 (m, 6H), 1.62 (m, 2H) ppm; MS (ES) 521.6 (M+H).

[00216] Compound 3: ¹H NMR (CDCl₃, 300 MHz) δ 8.54 (m, 2H), 8.20 (m, 1H), 8.13 (m, 1H), 7.77 (m, 1H), 7.49 (m, 2H), 7.29 (m, 3H), 6.95 (m, 2H), 4.63 (m, 1H), 3.99 (m, 1H), 3.60 (m, 2H), 3.52 (s, 2H), 3.27 (m, 2H), 2.82 (m, 2H), 2.23 (m, 2H), 2.06 (m, 6H), 1.66 (m, 2H) ppm; MS (ES) 540.5 (M+H).

[00217] Compound 4: ¹H NMR (CDCl₃, 300 MHz) δ 8.20 (m, 1H), 8.12 (m, 1H), 7.77 (m, 1H), 7.61 (m, 2H), 7.47 (m, 4H), 7.30 (m, 1H), 6.95 (m, 2H), 4.63 (m, 1H), 3.99 (m, 1H), 3.58 (m, 4H), 3.27 (m, 2H), 2.80 (m, 2H), 2.31-1.88 (m, 8H), 1.64 (m, 2H) ppm; MS (ES) 564.5 (M+H).

[00218] Compound 5: ¹H NMR (CDCl₃, 300 MHz) δ 8.53 (m, 2H), 8.20 (m, 1H), 8.13 (m, 1H), 7.77 (m, 1H), 7.66 (m, 1H), 7.48 (m, 2H), 7.29 (m, 2H), 6.95 (m, 2H), 4.63 (m, 1H), 3.99 (m, 1H), 3.59 (m, 2H), 3.53 (s, 2H), 3.27 (m, 2H), 2.84 (m, 2H), 2.27-1.88 (m, 8H), 1.64 (m, 2H) ppm; MS (ES) 540.6 (M+H).

[00219] Compound 6: ¹H NMR (CDCl₃, 300 MHz) δ 8.54 (m, 2H), 8.20 (m, 1H), 8.13 (m, 1H), 7.76 (m, 1H), 7.66 (m, 1H), 7.50 (m, 2H), 7.29 (m, 2H), 6.89 (m, 2H), 4.65 (m, 1H), 3.98 (m, 1H), 3.63 (m, 2H), 3.53 (s, 2H), 3.35 (m, 2H), 2.83 (m, 2H), 2.22 (m, 2H), 2.03 (m, 6H), 1.63 (m, 2H) ppm; MS (ES) 497.6 (M+H).

[00220] Compound 7: ¹H NMR (CDCl₃, 300 MHz) δ 8.20 (m, 1H), 8.13 (m, 1H), 7.99 (m, 2H), 7.76 (m, 1H), 7.50 (m, 2H), 7.40 (m, 2H), 7.30 (m, 1H), 6.89 (m, 2H), 4.66 (m, 1H), 3.99 (m, 1H), 3.91 (s, 3H), 3.63 (m, 2H), 3.56 (s, 2H), 3.33 (m, 2H), 2.83 (m, 2H), 2.21 (m, 2H), 2.04 (m, 6H), 1.64 (m, 2H) ppm; MS (ES) 554.6 (M+H).

[00221] Compound 8: ^1H NMR (CDCl_3 , 300 MHz) δ 8.20 (m, 1H), 8.13 (m, 1H), 7.98 (m, 1H), 7.77 (m, 1H), 7.48 (m, 2H), 7.41 (m, 2H), 7.309 (m, 1H), 6.95 (m, 2H), 4.62 (m, 1H), 3.97 (m, 1H), 3.91 (s, 3H), 3.580 (m, 4H), 3.27 (m, 2H), 2.83 (m, 2H), 2.27-1.89 (m, 8H), 1.64 (m, 2H) ppm; MS (ES) 597.6 (M+H).

[00222] Compound 9: ^1H NMR (CDCl_3 , 300 MHz) δ 8.52 (s, 1H), 7.96 (m, 1H), 7.46 (m, 2H), 6.94 (m, 2H), 6.74 (m, 1H), 5.82 (d, $J = 7.5$ Hz, 1H), 5.32 (m, 1H), 4.02 (m, 2H), 3.62 (m, 2H), 3.24 (m, 2H), 2.83 (m, 2H), 2.27-1.76 (m, 8H), 1.59 (m, 2H), 1.46 (s, 9H) ppm; MS (ES) 549.5 (M+H).

[00223] Compound 10: ^1H NMR (CDCl_3 , 300 MHz) δ 8.54 (m, 3H), 7.96 (m, 1H), 7.47 (m, 2H), 7.28 (m, 2H), 6.95 (m, 2H), 6.75 (m, 1H), 5.85 (d, $J = 7.5$ Hz, 1H), 5.32 (m, 1H), 4.01 (m, 1H), 3.62 (m, 2H), 3.52 (s, 2H), 3.24 (m, 2H), 2.83 (m, 2H), 2.27-1.76 (m, 8H), 1.59 (m, 2H) ppm; MS (ES) 540.6 (M+H).

[00224] Compound 11: ^1H NMR (CDCl_3 , 300 MHz) δ 8.52 (s, 1H), 7.96 (m, 1H), 7.47 (m, 2H), 7.29 (m, 2H), 6.98 (m, 4H), 6.73 (m, 1H), 5.81 (d, $J = 7.8$ Hz, 1H), 5.32 (m, 1H), 3.99 (m, 1H), 3.62 (m, 2H), 3.47 (s, 2H), 3.24 (m, 2H), 2.82 (m, 2H), 2.22-1.84 (m, 8H), 1.54 (m, 2H) ppm; MS (ES) 557.6 (M+H).

[00225] Compound 12: ^1H NMR (CDCl_3 , 300 MHz) δ 8.32 (m, 1H), 8.01 (m, 1H), 7.74 (m, 1H), 7.47 (m, 2H), 6.93 (m, 3H), 4.74 (m, 1H), 3.99 (m, 1H), 3.56 (m, 2H), 3.26 (m, 2H), 2.84 (m, 2H), 2.34-1.79 (m, 8H), 1.65 (m, 2H), 1.46 (s, 9H) ppm; MS (ES) 549.6 (M+H).

[00226] Compound 13: ^1H NMR (CDCl_3 , 300 MHz) δ 8.54 (m, 2H), 8.34 (m, 1H), 8.00 (m, 1H), 7.72 (m, 1H), 7.48 (m, 2H), 7.27 (m, 2H), 6.93 (m, 3H), 4.74 (m, 1H), 3.99 (m, 1H), 3.58 (m, 2H), 3.52 (s, 2H), 3.27 (m, 2H), 2.83 (m, 2H), 2.31-1.78 (m, 8H), 1.66 (m, 2H) ppm; MS (ES) 540.6 (M+H).

[00227] Compound 14: ^1H NMR (CDCl_3 , 300 MHz) δ 8.48 (m, 4H), 7.67 (m, 1H), 7.47 (m, 2H), 7.27 (m, 2H), 6.95 (m, 2H), 6.07 (d, $J = 7.5$ Hz, 1H), 4.63 (m, 1H), 4.03 (m, 1H), 3.60 (m, 2H), 3.53 (s, 2H), 3.25 (m, 2H), 2.85 (m, 2H), 2.24 (m, 2H), 2.18-1.88 (m, 6H), 1.62 (m, 2H) ppm; MS (ES) 540.6 (M+H).

[00228] Compound 15: ^1H NMR (CDCl_3 , 300 MHz) δ 7.74 (m, 3H), 7.51 (m, 2H), 6.98 (m, 2H), 6.88 (m, 1H), 5.21 (m, 1H), 4.02 (m, 1H), 3.60 (m, 2H), 3.31 (m, 2H), 2.80 (m, 2H), 2.35-1.91 (m, 8H), 1.64 (m, 2H), 1.46 (s, 9H) ppm; MS (ES) 549.3 (M+H).

[00229] Compound 16: ^1H NMR (CDCl_3 , 300 MHz) δ 8.44 (m, 2H), 7.66 (m, 1H), 7.48 (m, 2H), 7.28 (m, 2H), 6.98 (m, 4H), 5.97 (d, $J = 7.5$ Hz, 1H), 4.63 (m, 1H), 4.01 (m, 1H), 3.60 (m, 2H), 3.48 (s, 2H), 3.25 (m, 2H), 2.83 (m, 2H), 2.22-1.91 (m, 8H), 1.56 (m, 2H) ppm; MS (ES) 557.6 (M+H).

[00230] Compound 17: ^1H NMR (CDCl_3 , 300 MHz) δ 8.48 (m, 1H), 8.42 (m, 1H), 7.64 (m, 3H), 7.48 (m, 4H), 6.95 (m, 2H), 4.63 (m, 1H), 4.05 (m, 1H), 3.60 (m, 4H), 3.25 (m, 2H), 2.87 (m, 2H), 2.27 (m, 2H), 2.18-1.88 (m, 6H), 1.54 (m, 2H) ppm; MS (ES) 564.5 (M+H).

[00231] Compound 18: ^1H NMR (CDCl_3 , 300 MHz) δ 8.51 (m, 4H), 7.69 (m, 2H), 7.48 (m, 2H), 7.28 (m, 1H), 6.95 (m, 2H), 6.17 (d, $J = 7.8$ Hz, 1H), 4.63 (m, 1H), 4.03 (m, 1H), 3.61 (m, 4H), 3.25 (m, 2H), 2.89 (m, 2H), 2.25 (m, 2H), 2.18-1.88 (m, 6H), 1.66 (m, 2H) ppm; MS (ES) 540.6 (M+H).

[00232] Compound 19: ^1H NMR (CD_3OD , 300 MHz) δ 7.80 (m, 6H), 7.14 (m, 1H), 7.07 (m, 1H), 5.79 (m, 1H), 4.19 (m, 1H), 3.91-3.44 (m, 6H), 3.16 (m, 2H), 2.43 (m, 2H), 2.11 (m, 7H) ppm; MS (ES) 449.7 (M+H).

[00233] Compound 20: ^1H NMR (CDCl_3 , 300 MHz) δ 8.53 (m, 2H), 7.70 (m, 3H), 7.49 (m, 2H), 7.28 (m, 2H), 6.97 (m, 2H), 6.89 (m, 1H), 5.22 (m, 1H), 4.01 (m, 1H), 3.61 (m, 2H), 3.52 (s, 2H), 3.30 (m, 2H), 2.81 (m, 2H), 2.31-1.94 (m, 8H), 1.63 (m, 2H) ppm; MS (ES) 540.6 (M+H).

[00234] Compound 21: ^1H NMR (CDCl_3 , 300 MHz) δ 7.75 (m, 2H), 7.59 (m, 3H), 7.46 (m, 4H), 6.98 (m, 2H), 6.89 (m, 1H), 5.22 (m, 1H), 3.99 (m, 1H), 3.59 (m, 2H), 3.55 (s, 2H), 3.29 (m, 2H), 2.78 (m, 2H), 2.21 (m, 4H), 2.03 (m, 4H), 1.62 (m, 2H) ppm; MS (ES) 564.6 (M+H).

[00235] Compound 22: ^1H NMR (CDCl_3 , 300 MHz) δ 7.76 (m, 3H), 7.49 (m, 2H), 7.28 (m, 2H), 6.99 (m, 4H), 6.87 (m, 1H), 5.20 (m, 1H), 4.01 (m, 1H), 3.61 (m, 2H), 3.47 (s, 2H), 3.29 (m, 2H), 2.80 (m, 2H), 2.18 (m, 4H), 2.01 (m, 4H), 1.56 (m, 2H) ppm; MS (ES) 557.6 (M+H).

[00236] Compound 23: ^1H NMR (CDCl_3 , 300 MHz) δ 8.20 (m, 2H), 8.13 (m, 1H), 7.92 (m, 1H), 7.50 (m, 2H), 7.31 (m, 1H), 7.01 (m, 2H), 4.65 (m, 2H), 3.71 (m, 1H), 3.64-3.22 (m, 7H), 2.21 (m, 3H), 2.01 (m, 3H), 1.46 (s, 9H) ppm; MS (ES) 535.2 (M+H).

[00237] Compound 24: ^1H NMR (CD_3OD , 300 MHz) δ 8.50 (m, 1H), 8.22 (m, 1H), 7.85 (m, 3H), 7.61 (m, 2H), 5.04 (m, 1H), 4.68 (m, 1H), 3.92 (m, 2H), 3.77-3.52 (m, 4H), 3.41 (m, 2H), 2.42 (m, 3H), 2.25 (m, 2H) ppm; MS (ES) 435.6 (M+H).

[00238] Compound 25: ^1H NMR (CDCl_3 , 300 MHz) δ 8.54 (m, 2H), 8.20 (m, 1H), 8.11 (m, 2H), 7.48 (m, 2H), 7.31 (m, 3H), 6.96 (m, 2H), 4.63 (m, 2H), 3.68 (s, 2H), 3.60 (m, 2H), 3.26 (m, 2H), 2.72 (m, 2H), 2.42 (m, 2H), 2.11 (m, 3H), 1.98 (m, 3H) ppm; MS (ES) 526.6 (M+H).

[00239] Compound 44: ^1H NMR (CDCl_3 , 300 MHz) 9.16 (m, 1H), 8.77 (m, 2H), 8.20 (m, 1H), 8.12 (m, 1H), 7.80 (m, 1H), 7.48 (m, 2H), 7.29 (m, 1H), 6.95 (m, 2H), 4.63 (m, 1H),

4.01 (m, 1H), 3.59 (m, 4H), 3.27 (m, 2H), 2.92 (m, 2H), 2.35 (m, 2H), 2.04 (m, 6H), 1.76 (m, 2H) ppm; MS (ES) 541.9 (M+H).

[00240] Compound 45: ^1H NMR (CDCl_3 , 300 MHz) 8.52 (m, 1H), 7.98 (m, 2H), 7.43 (m, 4H), 7.28 (m, 2H), 6.95 (m, 2H), 6.76 (m, 1H), 5.83 (m, 1H), 5.32 (m, 1H), 3.93 (m, 5H), 3.59 (m, 4H), 3.24 (m, 2H), 2.84 (m, 2H), 2.04 (m, 8H) ppm; MS (ES) 597.8 (M+H).

[00241] Compound 46: ^1H NMR (CD_3OD , 300 MHz) 8.62 (m, 1H), 8.12 (m, 3H), 7.64 (m, 2H), 7.46 (m, 2H), 7.06 (m, 2H), 6.82 (m, 1H), 5.32 (m, 1H), 4.41 (m, 2H), 4.15 (m, 1H), 3.66 (m, 2H), 3.51 (m, 2H), 3.26 (m, 4H), 2.19 (m, 4H), 1.89 (m, 4H) ppm; MS (ES) 583.6 (M+H).

[00242] Compound 47: ^1H NMR (CDCl_3 , 300 MHz) 8.16 (m, 2H), 7.74 (m, 1H), 7.48 (m, 1H), 7.32 (m, 12H), 7.13 (m, 6H), 6.95 (m, 2H), 6.18 (m, 1H), 4.61 (m, 1H), 3.94 (m, 1H), 3.54 (m, 4H), 3.27 (m, 2H), 2.87 (m, 2H), 2.21 (m, 4H), 1.97 (m, 4H), 1.25 (m, 2H) ppm; MS (ES) 529.6 (M+H).

[00243] Compound 48: ^1H NMR (CD_3OD , 300 MHz) 9.09 (m, 1H), 8.50 (m, 1H), 8.20 (m, 1H), 7.95 (m, 1H), 7.82 (m, 5H), 4.59 (m, 1H), 4.20 (m, 1H), 3.81 (m, 8H), 2.47 (m, 2H), 2.21 (m, 8H) ppm; MS (ES) 529.7 (M+H).

[00244] Compound 49: ^1H NMR (CDCl_3 , 300 MHz) 8.12 (m, 3H), 7.52 (m, 2H), 7.22 (m, 1H), 6.94 (m, 2H), 5.10 (m, 1H), 4.62 (m, 1H), 3.55 (m, 3H), 3.24 (m, 3H), 2.11 (m, 2H), 1.97 (m, 2H), 1.76 (m, 4H), 1.44 (s, 9H) ppm; MS (ES) 523.5 (M+H).

[00245] Compound 50: ^1H NMR (CDCl_3 , 300 MHz) 8.22 (m, 5H), 7.60 (m, 4H), 7.25 (m, 1H), 6.91 (m, 2H), 4.9 (m, 1H), 4.63 (m, 1H), 3.52 (m, 5H), 3.22 (m, 3H), 2.13 (m, 2H), 1.95 (m, 2H), 1.73 (m, 4H) ppm; MS (ES) 514.5 (M+H).

(c) Assay Data

[00246] Compounds 1-50 of Table 1 were assayed for their ability to activate AMPK using an enzyme-linked immunosorbent assay. The EC_{50} values for AMPK activation for compounds 1-50 are presented in Table 2 below, in which "A" is less than 0.1 μM ; "B" is 0.1-0.5 μM ; "C" is 0.5-1 μM ; "D" is 1-5 μM ; "E" is 5-10 μM ; and "F" is >10 μM .

Table 2	
Cpd No.	AMPK EC_{50}
1	B
2	A
3	A
4	A

Table 2	
<u>Cpd No.</u>	<u>AMPK EC₅₀</u>
5	A
6	B
7	A
8	A
9	B
10	A
11	A
12	C
13	B
14	A
15	D
16	A
17	A
18	A
19	D
20	C
21	B
22	D
23	B
24	E
25	B
26	B
27	F
28	A
29	B
30	A
31	A
32	B
33	C
34	C
35	B
36	C
37	C
38	D
39	B
40	A
41	B
42	D
43	D
44	B
45	F
46	D
47	D
48	D
49	A
50	D

Example 2

(a) Synthetic Example: *N*-(1-(4-cyanobenzyl)piperidin-4-yl)-6-(1-(4-(trifluoromethyl)phenyl)piperidin-4-yloxy)pyridine-3-sulfonamide (compound 56).

Step 1. *tert*-butyl 4-(6-chloropyridine-3-sulfonamido)piperidine-1-carboxylate

[00247] To a stirred mixture of 6-chloropyridine-3-sulfonyl chloride (1 g, 4.717 mmol) in anhydrous dichloromethane (5 mL) was added triethylamine (790 μ l, 5.66 mmol), and *tert*-butyl 4-aminopiperidine-1-carboxylate (945 mg, 4.717 mmol). The mixture was stirred at room temperature overnight and then poured into water. The resulting solids were collected by filtration to yield 1.7g (99%) of *tert*-butyl 4-(6-chloropyridine-3-sulfonamido)piperidine-1-carboxylate as a white solid. $^1\text{H-NMR}$ (CDCl_3 , 300 MHz): δ 9.82 (s, 1H), 8.11 (dd, 1H), 7.43 (d, 1H), 4.62 (d, 1H), 3.91 (m, 2H), 3.36 (m, 1H), 2.80 (m, 2H), 3.97 (m, 1H), 1.81 (m, 2H), 1.40 (s, 9H), 1.18 (m, 2H); LCMS: MS (m/z) : 376 (MH^+).

Step 2. *tert*-butyl 4-(6-(1-(4-(trifluoromethyl)phenyl)piperidin-4-yloxy)pyridine-3-sulfonamido)piperidine-1-carboxylate

[00248] To a stirred solution of 1-(4-(trifluoromethyl)phenyl)piperidin-4-ol (1.4 g, 5.71 mmol) in dimethylformamide (10 mL) at room temperature was added sodium hydride slowly (0.5 g, 60%, 12.4 mmol). After effervescence subsided, *tert*-butyl 4-(6-chloropyridine-3-sulfonamido)piperidine-1-carboxylate (1.03 g, 4.75 mmol) was added slowly. The mixture was stirred at room temperature overnight and then poured into ice-water. The residue was purified by flash chromatography (silica gel, 2 % methanol in methylene chloride) to afford the title compound as a yellow solid (2.75 g, 99%). $^1\text{H-NMR}$ (CDCl_3 , 300 MHz): δ 8.64 (s, 1H), 7.97 (dd, 1H), 7.47 (d, 2H), 6.98 (d, 2H), 6.79 (d, 1H), 5.37 (m, 1H), 4.91 (d, 1H), 3.93 (m, 2H), 3.63 (m, 2H), 3.29 (m, 2H), 2.861 (m, 2H), 1.97 (m, 2H), 1.78 (m, 2H), 1.43 (s, 9H), 1.41 (m, 2H); LCMS: MS (m/z) : 585 (MH^+)

Step 3. *N*-(1-(4-cyanobenzyl)piperidin-4-yl)-6-(1-(4-

(trifluoromethyl)phenyl)piperidin-4-yloxy)pyridine-3-sulfonamide

[00249] The compound from step b, above, was dissolved in 4N HCl in dioxane, and stirred for 1 h at room temperature. The reaction mixture was concentrated to dryness. The residue (100 mg, 0.168 mmol) and 4-cyanobenzaldehyde (33 mg, 0.247 mmol) were mixed in THF (5 mL) and treated with sodium triacetoxyborohydride (70 mg, 0.328 mmol). The mixture was stirred at room temperature under N_2 overnight. The reaction mixture was quenched with 1N NaOH, and extracted with EtOAc. The combined organic layers were

washed with brine and dried over MgSO_4 . The final product was purified by flash chromatography (2%MeOH/ CH_2Cl_2) to afford the title compound (55 mg, 87%) as a white solid. ^1H -NMR (CDCl_3 , 300 MHz): δ 8.62(s, 1H), 7.97 (dd, 1H), 7.61 (d, 2H), 7.52 (d, 2H), 7.40 (d, 1H), 6.95 (d, 2H), 6.79 (d, 1H), 5.34 (m, 1H), 4.62 (m, 1H), 3.63 (m, 2H), 3.52 (s, 2H), 3.26 (m, 2H), 2.72 (m, 2H), 2.12(m, 2H), 1.98 (m, 4H), 1.53 (m, 4H); LCMS: MS (m/z) : 600 (MH^+).

(b) Assay Data

[00250] Compounds 51-60 of Table 1 were assayed for their ability to activate AMPK using an enzyme-linked immunosorbent assay. The EC_{50} values for AMPK activation for compounds 51-60 are presented in Table 3 below, in which "A" is less than 0.1 μM ; "B" is 0.1-0.5 μM ; "C" is 0.5-1 μM ; "D" is 1-5 μM ; "E" is 5-50 μM ; and "F" is >50 μM .

Table 3	
Cpd No.	AMPK EC_{50}
51	B
52	B
53	B
54	D
55	D
56	E
57	C
58	A
59	B
60	F

Example 3

(a) Synthetic example - *N*-(1-benzylpiperidin-4-yl)-5-(1-(4-cyanobenzyl)piperidin-4-yloxy)benzofuran-2-carboxamide (compound 70).

Step 1. 5-Hydroxybenzofuran-2-carboxylic acid

[00251] A solution of 5-methoxybenzofuran-2-carboxylic acid ethyl ester (5.506 g, 25 mmol) in anhydrous CH_2Cl_2 (15 mL) was cooled to -40°C under N_2 atmosphere. BBr_3 (1.0 M in CH_2Cl_2 , 27 mL) was added over 1 h using dropping funnel. The reaction mixture was allowed to warm to room temperature. After over-night, the reaction mixture was cooled in an ice-bath and quenched with brine (100 mL) and extracted with ethyl acetate (3 x 100 mL), dried (Na_2SO_4) and concentrated. Finally dried under high vacuum to furnish 3.11 g (70%) of the desired product 2. ^1H NMR ($\text{DMSO}-d_6$, 300 MHz): δ 13.3 (s, 1H), 7.48 (m, 2H), 7.02 (s, 1H), 6.94 (m, 1H); LCMS (m/z):179 (MH^+).

Step 2. *N*-(1-Benzylpiperidin-4-yl)-5-hydroxybenzofurancarboxamide

[00252] To a stirred mixture of 5-hydroxybenzofuran-2-carboxylic acid (1.02 g, 5.74 mmol) in anhydrous dimethylformamide (12 mL) was added triethylamine (0.96 mL), 1-hydroxybenzotriazole (0.91 g), 1-(3-dimethylaminopropyl)-3-ethylcarbodiimide hydrochloride (1.33 g) and 1-benzylpiperidin-4-ylamine (1.33 g). The reaction mixture was stirred at room temperature over-night and then solvents were removed under reduced pressure, poured into water, filter the solid and washed with water. The solid was purified by silica gel column chromatography, eluted with CH₂Cl₂: MeOH (95:5) to afford 0.72 g (36%) of **3** as a white solid. ¹H NMR (DMSO-d₆, 300 MHz): δ 9.33 (s, 1H), 8.42 (d, *J* = 8.1 Hz, 1H), 7.40 (d, *J* = 8.7 Hz, 1H), 7.34 (s, 1H), 7.28 (m, 5H), 6.98 (d, *J* = 2.1 Hz, 1H), 6.86 (dd, *J* = 2.4 and 8.8 Hz, 1H), 3.74 (br s, 1H), 3.44 (s, 2H), 2.80 (d, *J* = 10.8 Hz, 2H), 1.99 (t, *J* = 11.1 Hz, 2H), 1.99 (m, 4H), 1.66 (m, 4H); LCMS (*m/z*): 351 (MH⁺).

Step 3. *N*-(1-benzylpiperidin-4-yl)-5-(1-(4-cyanobenzyl)piperidin-4-yloxy)benzofuran-2-carboxamide

[00253] To a stirred mixture of *N*-(1-Benzylpiperidin-4-yl)-5-hydroxybenzofurancarboxamide (85 mg, 0.245 mmol) in anhydrous toluene (3 mL) at room temperature was added diisopropyl azodicarboxylate (0.05 mL, 0.25 mmol), 1-(4-cyanobenzyl)piperidin-4-ol (53 mg, 0.245 mmol) and triphenylphosphine (64 mg, 0.25 mmol). The reaction was stirred at 80 °C under N₂ atmosphere overnight and then concentrated under reduced pressure. The residue thus obtained was purified by silica gel column chromatography, eluted with CH₂Cl₂: MeOH (97:3) to afford 50 mg (37%) of compound **10** as a white solid. ¹H NMR (DMSO-d₆, 300 MHz): δ 8.48 (d, *J* = 8.1 Hz, 1H), 7.77 (d, *J* = 8.1 Hz, 2H), 7.50 (d, *J* = 7.8 Hz, 3H), 7.38 (s, 1H), 7.28 (m, 6H), 7.01 (d, *J* = 8.1 Hz, 1H), 4.37 (br s, 1H), 3.76 (br s, 1H), 3.57 (s, 2H), 3.44 (s, 2H), 2.80 (d, *J* = 10.5 Hz, 2H), 2.65 (br s, 2H), 2.26 (t, *J* = 9.9 Hz, 2H), 1.99 (m, 4H), 1.66 (m, 6H); LCMS (*m/z*): 549 (MH⁺).

(b) Analytical Data

[00254] The following compounds were prepared using methods analogous to those described in Example 3(a) and in Scheme 3.

[00255] Compound **61**: *tert*-butyl 4-(3-methyl-6-(1-(4-(trifluoromethyl)phenyl)piperidin-4-yloxy)benzofuran-2-carboxamido)piperidine-1-carboxylate. ¹H NMR (CDCl₃, 300 MHz) δ 7.46 (m, 2H), 7.27 (m, 1H), 6.98 (m, 4H), 6.38 (d, *J* = 7.8 Hz, 1H), 4.55 (m, 1H), 3.98 (m,

1H), 3.61 (m, 2H), 3.25 (m, 2H), 2.84 (m, 2H), 2.58 (s, 3H), 2.25-1.92 (m, 8H), 1.56 (m, 2H), 1.46 (s, 9H) ppm; MS (ES) 602.4 (M+H).

[00256] Compound 62: 3-methyl-*N*-(piperidin-4-yl)-6-(1-(4-(trifluoromethyl)phenyl)piperidin-4-yloxy)benzofuran-2-carboxamide. ¹H NMR (CD₃OD, 300 MHz) δ 7.61 (m, 3H), 7.37 (m, 2H), 7.18 (m, 1H), 7.06 (m, 1H), 4.76 (m, 1H), 4.17 (m, 1H), 3.82-3.41 (m, 6H), 3.13 (m, 2H), 2.55 (s, 3H), 2.31-1.82 (m, 9H) ppm; MS (ES) 502.5 (M+H).

[00257] Compound 63: *N*-(1-(4-fluorobenzyl)piperidin-4-yl)-3-methyl-6-(1-(4-(trifluoromethyl)phenyl)piperidin-4-yloxy)benzofuran-2-carboxamide. ¹H NMR (CDCl₃, 300 MHz) δ 7.47 (m, 2H), 7.28 (m, 3H), 6.98 (m, 6H), 6.39 (d, *J* = 7.8 Hz, 1H), 4.56 (m, 1H), 3.99 (m, 1H), 3.60 (m, 2H), 3.48 (s, 2H), 3.24 (m, 2H), 2.84 (m, 2H), 2.58 (s, 3H), 2.22-1.91 (m, 8H), 1.56 (m, 2H) ppm; MS (ES) 610.6 (M+H).

[00258] Compound 64: *N*-(1-(4-cyanobenzyl)piperidin-4-yl)-3-methyl-6-(1-(4-(trifluoromethyl)phenyl)piperidin-4-yloxy)benzofuran-2-carboxamide. ¹H NMR (CDCl₃, 300 MHz) δ 7.61 (m, 2H), 7.47 (m, 5H), 6.96 (m, 4H), 6.40 (d, *J* = 7.2 Hz, 1H), 4.56 (m, 1H), 4.01 (m, 1H), 3.58 (m, 4H), 3.28 (m, 2H), 2.82 (m, 2H), 2.58 (s, 3H), 2.26-1.91 (m, 8H), 1.56 (m, 2H) ppm; MS (ES) 617.6 (M+H).

[00259] Compound 65: 3-methyl-*N*-(1-(pyridin-4-ylmethyl)piperidin-4-yl)-6-(1-(4-(trifluoromethyl)phenyl)piperidin-4-yloxy)benzofuran-2-carboxamide. ¹H NMR (CD₃OD, 300 MHz) δ 8.49 (m, 2H), 7.54 (m, 1H), 7.46 (m, 4H), 7.14 (m, 1H), 7.06 (m, 2H), 6.99 (m, 1H), 4.66 (m, 1H), 3.93 (m, 1H), 3.65 (m, 4H), 3.25 (m, 2H), 2.95 (m, 2H), 2.53 (s, 3H), 2.28 (m, 2H), 2.13 (m, 2H), 2.02-1.69 (m, 6H) ppm; MS (ES) 593.3 (M+H).

[00260] Compound 66: *N*-(1-(3-cyanobenzyl)piperidin-4-yl)-3-methyl-6-(1-(4-(trifluoromethyl)phenyl)piperidin-4-yloxy)benzofuran-2-carboxamide. ¹H NMR (CD₃OD, 300 MHz) δ 7.81 (m, 1H), 7.72 (m, 2H), 7.56 (m, 2H), 7.47 (m, 2H), 7.05 (m, 4H), 4.67 (m, 1H), 3.93 (m, 1H), 3.87 (s, 2H), 3.66 (m, 2H), 3.26 (m, 2H), 3.12 (m, 2H), 2.54 (m, 5H), 2.18-1.74 (m, 8H) ppm; MS (ES) 617.3 (M+H).

[00261] Compound 67: *N*-(1-(2-cyanobenzyl)piperidin-4-yl)-3-methyl-6-(1-(4-(trifluoromethyl)phenyl)piperidin-4-yloxy)benzofuran-2-carboxamide. ¹H NMR (CD₃OD, 300 MHz) δ 7.72 (m, 1H), 7.62 (m, 2H), 7.53 (m, 1H), 7.45 (m, 3H), 7.14 (m, 1H), 7.04 (m, 2H), 6.98 (m, 1H), 4.66 (m, 1H), 3.91 (m, 1H), 3.73 (s, 2H), 3.64 (m, 2H), 3.25 (m, 2H), 2.94 (m, 2H), 2.53 (s, 3H), 2.29 (m, 2H), 2.11 (m, 2H), 1.90 (m, 4H), 1.74 (m, 2H) ppm; MS (ES) 617.3 (M+H);

[00262] Compound 71: *N*-(1-benzylpiperidin-4-yl)-5-(1-(4-cyanophenyl)piperidin-4-yloxy)benzofuran-2-carboxamide formate salt. ^1H NMR (DMSO- d_6 , 300 MHz): δ 9.51 (s, 1H), 8.78 (d, J = 7.2 Hz, 1H), 7.47 (m, 7H), 7.33 (d, J = 2.4 Hz, 1H), 7.05 (m, 3H), 4.63 (br s, 1H), 4.28 (d, J = 4.8 Hz, 2H), 3.99 (s, 1H), 3.71 (m, 2H), 3.37 (s, 2H), 3.27 (t, J = 8.7 Hz, 3H), 3.10 (m, 2H), 2.00 (m, 4H), 1.84 (m, 2H), 1.66 (m, 2H); LCMS (m/z): 535 (MH^+).

[00263] Compound 72: *N*-(1-benzylpiperidin-4-yl)-5-(1-(4-chlorobenzyl)piperidin-4-yloxy)benzofuran-2-carboxamide. ^1H NMR (DMSO- d_6 , 300 MHz): δ 8.47 (d, J = 7.8 Hz, 1H), 7.49 (d, J = 8.7 Hz, 1H), 7.38-7.26 (m, 11H), 7.01 (dd, J = 2.1 and 9.1 Hz, 1H), 4.36 (br s, 1H), 3.73 (br s, 1H), 3.47 (s, 2H), 3.45 (s, 2H), 2.81 ((d, J = 10.2 Hz, 2H), 2.64 (m, 2H), 2.23 (t, J = 9.6 Hz, 2H), 1.96 (m, 4H), 1.71 (m, 6H); LCMS (m/z): 558 (MH^+).

[00264] Compound 73: *N*-(1-benzylpiperidin-4-yl)-5-(1-(3-(trifluoromethyl)benzyl)piperidin-4-yloxy)benzofuran-2-carboxamide. ^1H NMR (DMSO- d_6 , 300 MHz): δ 8.47 (d, J = 8.1 Hz, 1H), 7.60 (m, 4H), 7.49 (d, J = 9.3 Hz, 1H), 7.38 (d, J = 0.9 Hz, 1H), 7.27 (m, 6H), 7.02 (dd, J = 2.4 and 9.0 Hz, 1H), 4.38 (br s, 1H), 3.74 (br s, 1H), 3.59 (s, 2H), 3.46 (s, 2H), 2.82 ((d, J = 10.8 Hz, 2H), 2.66 (m, 2H), 2.27 (t, J = 9.6 Hz, 2H), 1.95 (m, 4H), 1.67 (m, 7H); LCMS (m/z): 592 (MH^+).

[00265] Compound 74: *N*-(1-benzylpiperidin-4-yl)-5-(1-(3,4-difluorobenzyl)piperidin-4-yloxy)benzofuran-2-carboxamide. ^1H NMR (DMSO- d_6 , 300 MHz): δ 8.49 (d, J = 8.1 Hz, 1H), 7.50 (d, J = 8.7 Hz, 1H), 7.33 (m, 9H), 7.14 (m, 1H), 7.02 (dd, J = 2.4 and 9.0 Hz, 1H), 4.36 (br s, 1H), 3.73 (br s, 1H), 3.47 (s, 2H), 3.44 (s, 2H), 2.80 (d, J = 10.5 Hz, 2H), 2.65 (m, 2H), 2.23 (t, J = 9.0 Hz, 2H), 1.95 (m, 4H), 1.65 (m, 6H); LCMS (m/z): 560 (MH^+).

[00266] Compound 75: *N*-(1-benzylpiperidin-4-yl)-5-(1-(4-(trifluoromethyl)phenyl)piperidin-4-yloxy)benzofuran-2-carboxamide. ^1H NMR (DMSO- d_6 , 300 MHz): δ 8.48 (d, J = 7.5 Hz, 1H), 7.62-7.45 (m, 5H), 7.41 (s, 1H), 7.31 (m, 5H), 7.06 (dd, J = 2.7 and 9.0 Hz, 1H), 4.61 (m, 1H), 3.70 (m, 3H), 3.45 (s, 2H), 3.22 (t, J = 9.9 Hz, 2H), 2.81 (d, J = 9.0 Hz, 2H), 2.01 (m, 4H), 1.68 (m, 6H); LCMS (m/z): 578 (MH^+).

[00267] Compound 76: *N*-(1-(pyridin-4-ylmethyl)piperidin-4-yl)-5-(1-(4-(trifluoromethyl)phenyl)piperidin-4-yloxy)benzofuran-2-carboxamide. ^1H NMR (DMSO- d_6 , 300 MHz): δ 8.50 (m, 2H), 7.52 (d, J = 9.3 Hz, 2H), 7.47 (d, J = 9.0 Hz, 2H), 7.41 (s, 1H), 7.31 (m, 3H), 7.07 (d, J = 8.1 Hz, 3H), 4.61 (m, 1H), 3.76 (m, 1H), 3.67 (m, 2H), 3.50 (s, 2H), 3.22 (t, J = 9.6 Hz, 2H), 2.80 (d, J = 11.1 Hz, 2H), 2.04 (d, J = 10.5 Hz, 4H), 1.71 (m, 6H); LCMS (m/z): 579 (MH^+).

[00268] Compound 77: 5-(1-(4-chlorobenzyl)piperidin-4-yloxy)-*N*-(1-(pyridin-4-ylmethyl)piperidin-4-yl)benzofuran-2-carboxamide. ^1H NMR (DMSO- d_6 , 300 MHz): δ 8.49

(m, 2H), 7.49 (d, $J = 9.3$ Hz, 2H), 7.39-7.25 (m, 8H), 7.01 (dd, $J = 2.4$ and 9.0 Hz, 1H), 4.36 (m, 1H), 3.75 (m, 1H), 3.49 (s, 2H), 3.47 (s, 2H), 2.79 (d, $J = 11.4$ Hz, 2H), 2.64 (m, 2H), 2.22 (t, $J = 8.4$ Hz, 2H), 2.05 (m, 2H), 1.92 (m, 2H), 1.65 (m, 6H); LCMS (m/z): 559 (MH^+).

[00269] Compound 78: *N*-(1-(pyridin-4-ylmethyl)piperidin-4-yl)-5-(1-(4-(trifluoromethoxy)phenyl)piperidin-4-yloxy)benzofuran-2-carboxamide trifluoroacetate salt. 1H NMR (DMSO- d_6 , 300 MHz): δ 9.76 (s, 1H), 8.78 (d, $J = 7.5$ Hz, 1H), 7.71 (d, $J = 6.0$ Hz, 2H), 7.55 (m, 2H), 7.44 (s, 1H), 7.34 (s, 1H), 7.18 (d, $J = 8.7$ Hz, 2H), 7.08 (d, $J = 9.0$ Hz, 2H), 7.02 (d, $J = 9.0$ Hz, 2H), 4.57 (s, 2H), 4.34 (s, 2H), 4.02 (m, 2H), 3.45 (m, 3H), 3.09 (m, 3H), 2.03 (m, 4H), 1.85-1.71 (m, 4H); LCMS (m/z): 595 (MH^+).

[00270] Compound 79: 5-(1-(4-cyanobenzyl)piperidin-4-yloxy)-*N*-(1-(pyridin-4-ylmethyl)piperidin-4-yl)benzofuran-2-carboxamide. 1H NMR (DMSO- d_6 , 300 MHz): δ 8.49 (m, 2H), 7.49 (d, $J = 9.3$ Hz, 2H), 7.39-7.25 (m, 8H), 7.01 (dd, $J = 2.4$ and 9.0 Hz, 1H), 4.36 (m, 1H), 3.75 (m, 1H), 3.49 (s, 2H), 3.47 (s, 2H), 2.79 (d, $J = 11.4$ Hz, 2H), 2.64 (m, 2H), 2.22 (t, $J = 8.4$ Hz, 2H), 2.05 (m, 2H), 1.92 (m, 2H), 1.65 (m, 6H); LCMS (m/z): 550 (MH^+).

[00271] Compound 80: *N*-(1-benzylpiperidin-4-yl)-5-(1-(4-(trifluoromethoxy)phenyl)piperidin-4-yloxy)benzofuran-2-carboxamide trifluoroacetate salt. 1H NMR (DMSO- d_6 , 300 MHz): δ 9.46 (s, 1H), 8.78 (d, $J = 7.8$ Hz, 1H), 7.47 (m, 6H), 7.33 (s, 1H), 7.16 (d, $J = 8.7$ Hz, 2H), 7.06 (dd, $J = 2.4$ and 8.7 Hz, 1H), 7.01 (d, $J = 8.7$ Hz, 2H), 4.57 (s, 2H), 4.28 (d, $J = 4.8$ Hz, 4H), 3.51 (m, 2H), 3.40 (d, $J = 11.1$ Hz, 2H), 3.09 (t, $J = 9.6$ Hz, 3H), 2.02 (m, 3H), 1.79 (m, 4H); LCMS (m/z): 594 (MH^+).

[00272] Compound 81: *tert*-butyl 4-(6-(1-(4-(trifluoromethoxy)phenyl)piperidin-4-yloxy)benzofuran-2-carboxamido)piperidine-1-carboxylate. 1H NMR ($CDCl_3$, 300 MHz): δ 7.66 (m, 1H), 7.53 (d, $J = 9.0$ Hz, 1H), 7.45 (m, 1H), 7.39 (s, 1H), 7.10 (d, $J = 8.7$ Hz, 2H), 7.02 (s, 1H), 6.93 (m, 3H), 6.40 (d, $J = 7.8$ Hz, 1H), 6.32 (s, 1H), 4.52 (m, 1H), 4.12 (m, 3H), 3.49 (m, 2H), 3.13 (m, 2H), 2.93 (t, $J = 12.0$ Hz, 2H), 2.04 (m, 5H), 1.48 (s, 9H); LCMS (m/z): 604 (MH^+).

[00273] Compound 82: *tert*-butyl 4-(6-(1-(4-(trifluoromethyl)phenyl)piperidin-4-yloxy)benzofuran-2-carboxamido)piperidine-1-carboxylate. 1H NMR (DMSO- d_6 , 300 MHz): δ 8.85 (s, 1H), 8.40 (d, $J = 7.8$ Hz, 1H), 7.61 (d, $J = 8.7$ Hz, 1H), 7.46 (m, 3H), 7.26 (s, 1H), 7.07 (d, $J = 8.7$ Hz, 2H), 6.98 (d, $J = 8.7$ Hz, 1H), 4.72 (m, 2H), 3.93 (m, 3H), 3.68 (m, 2H), 3.23 (t, $J = 9.6$ Hz, 2H), 2.81 (br s, 2H), 2.04 (m, 2H), 1.73 (m, 4H), 1.40 (s, 9H); LCMS (m/z): 588 (MH^+).

[00274] Compound 83: *N*-(piperidin-4-yl)-6-(1-(4-(trifluoromethoxy)phenyl)piperidin-4-yloxy)benzofuran-2-carboxamide hydrochloride. ^1H NMR (DMSO- d_6 , 300 MHz): δ 8.85 (s, 1H), 8.76 (br s, 1H), 8.65 (d, $J = 7.5$ Hz, 1H), 7.56 (m, 3H), 7.22 (m, 2H), 7.13 (s, 1H), 6.99 (d, $J = 8.1$ Hz, 1H), 4.71 (m, 2H), 3.55 (m, 2H), 3.30 (d, $J = 11.7$ Hz, 2H), 3.15 (t, $J = 8.7$ Hz, 2H), 2.99 (m, 2H), 2.09 (m, 2H), 1.94 (m, 2H), 1.80 (m, 3H); LCMS (m/z): 504 (MH^+).

[00275] Compound 84: *N*-(piperidin-4-yl)-6-(1-(4-(trifluoromethyl)phenyl)piperidin-4-yloxy)benzofuran-2-carboxamide hydrochloride. ^1H NMR (DMSO- d_6 , 300 MHz): δ 8.82 (m, 1H), 8.65 (d, $J = 7.5$ Hz, 1H), 7.62 (d, $J = 8.4$ Hz, 1H), 7.49 (m, 2H), 7.27 (s, 1H), 7.08 (d, $J = 9.0$ Hz, 2H), 6.99 (dd, $J = 1.5$ and 8.7 Hz, 1H), 4.71 (m, 1H), 4.04 (m, 1H), 3.66 (m, 2H), 3.27 (m, 3H), 2.99 (m, 2H), 2.05 (m, 2H), 1.93 (m, 2H), 1.77 (m, 4H); LCMS (m/z): 488 (MH^+).

[00276] Compound 85: *tert*-butyl 4-(5-(1-(4-(trifluoromethyl)phenyl)piperidin-4-yloxy)benzofuran-2-carboxamido)piperidine-1-carboxylate. ^1H NMR (DMSO- d_6 , 300 MHz): δ 8.53 (d, $J = 8.1$ Hz, 1H), 7.49 (m, 4H), 7.33 (d, $J = 2.1$ Hz, 1H), 7.07 (d, $J = 8.7$ Hz, 3H), 4.61 (m, 1H), 3.93 (m, 3H), 3.67 (m, 2H), 3.22 (m, 3H), 2.81 (br s, 3H), 2.02 (m, 2H), 1.73 (m, 4H), 1.40 (s, 9H); LCMS (m/z): 588 (MH^+).

[00277] Compound 86: *N*-(piperidin-4-yl)-5-(1-(4-(trifluoromethyl)phenyl)piperidin-4-yloxy)benzofuran-2-carboxamide hydrochloride. ^1H NMR (DMSO- d_6 , 300 MHz): δ 8.84 (m, 1H), 8.77 (d, $J = 7.5$ Hz, 1H), 7.70 (m, 1H), 7.49 (m, 3H), 7.34 (s, 1H), 7.08 (d, $J = 9.0$ Hz, 3H), 4.62 (m, 1H), 4.05 (m, 1H), 3.66 (m, 2H), 3.27 (m, 3H), 2.99 (m, 2H), 1.97 (m, 4H), 1.78 (m, 4H); LCMS (m/z): 488 (MH^+).

[00278] Compound 87: ^1H NMR (DMSO- d_6 , 300 MHz): δ 8.49 (d, $J = 5.1$ Hz, 2H), 8.37 (d, $J = 8.4$ Hz, 1H), 7.61 (d, $J = 9.0$ Hz, 1H), 7.46 (m, 3H), 7.29 (m, 3H), 7.07 (d, $J = 8.7$ Hz, 2H), 6.98 (d, $J = 8.4$ Hz, 1H), 4.70 (m, 1H), 4.68 (m, 3H), 3.50 (s, 1H), 3.23 (t, $J = 9.9$ Hz, 2H), 2.79 (t, $J = 11.7$ Hz, 2H), 2.06 (t, $J = 9.3$ Hz, 4H), 1.69 (m, 6H); LCMS (m/z): 579 (MH^+).

[00279] Compound 88: ^1H NMR (DMSO- d_6 , 300 MHz): δ 8.48 (d, $J = 5.4$ Hz, 2H), 8.36 (d, $J = 7.8$ Hz, 1H), 7.60 (d, $J = 8.7$ Hz, 1H), 7.44 (s, 1H), 7.30 (d, $J = 5.7$ Hz, 2H), 7.26 (s, 1H), 7.16 (d, $J = 8.4$ Hz, 2H), 7.00 (m, 3H), 4.66 (m, 1H), 3.75 (m, 1H), 3.56 (m, 2H), 3.50 (s, 2H), 3.10 (t, $J = 9.0$ Hz, 2H), 2.79 (d, $J = 11.1$ Hz, 2H), 2.06 (t, $J = 9.3$ Hz, 4H), 1.69 (m, 6H); LCMS (m/z): 595 (MH^+).

[00280] Compound 89: ^1H NMR (DMSO- d_6 , 300 MHz): δ 8.35 (d, $J = 8.1$ Hz, 1H), 7.78 (d, $J = 8.4$ Hz, 2H), 7.56 (m, 3H), 7.43 (s, 1H), 7.26 (s, 1H), 7.16 (d, $J = 8.4$ Hz, 2H), 7.00

(m, 3H), 4.65 (br s, 1H), 3.74 (br s, 1H), 3.55 (s, 2H), 3.50 (m, 2H), 3.10 (t, $J = 9.3$ Hz, 2H), 2.79 (d, $J = 11.1$ Hz, 2H), 2.06 (t, $J = 10.8$ Hz, 4H), 1.74 (m, 4H), 1.63 (m, 2H); LCMS (m/z): 619 (MH^+).

[00281] Compound 90: 1H NMR (DMSO- d_6 , 300 MHz): δ 8.36 (d, $J = 7.8$ Hz, 1H), 7.78 (d, $J = 8.1$ Hz, 2H), 7.60 (d, $J = 8.7$ Hz, 1H), 7.48 (m, 4H), 7.27 (s, 1H), 7.07 (d, $J = 8.4$ Hz, 2H), 6.97 (d, $J = 8.1$ Hz, 1H), 4.70 (br s, 1H), 3.68 (br s, 3H), 3.55 (s, 2H), 3.23 (t, $J = 10.2$ Hz, 3H), 2.78 (d, $J = 11.7$ Hz, 2H), 2.06 (t, $J = 10.5$ Hz, 4H), 1.69 (m, 6H); LCMS (m/z): 603 (MH^+).

[00282] Compound 91: 1H NMR (DMSO- d_6 , 300 MHz): δ 8.35 (d, $J = 7.8$ Hz, 2H), 7.60 (d, $J = 9.0$ Hz, 1H), 7.46 (t, $J = 9.0$ Hz, 3H), 7.30 (m, 3H), 7.09 (m, 4H), 6.97 (dd, $J = 2.1$ and 8.4 Hz, 1H), 4.70 (m, 1H), 3.67 (m, 3H), 3.43 (s, 2H), 3.26 (m, 2H), 2.79 (d, $J = 11.4$ Hz, 2H), 2.03 (m, 4H), 1.71-1.54 (m, 6H); LCMS (m/z): 596 (MH^+).

[00283] Compound 92: 1H NMR (DMSO- d_6 , 300 MHz): δ 8.46 (d, $J = 4.8$ Hz, 1H), 7.37 (d, $J = 8.1$ Hz, 1H), 7.74 (t, $J = 7.5$ Hz, 1H), 7.60 (d, $J = 8.7$ Hz, 1H), 7.44 (s, 1H), 7.41 (d, $J = 7.5$ Hz, 1H), 7.24 (m, 2H), 7.16 (d, $J = 8.7$ Hz, 2H), 6.99 (m, 3H), 4.66 (m, 1H), 3.77 (m, 1H), 3.57 (s, 2H), 3.52 (m, 2H), 2.09 (t, $J = 9.3$ Hz, 2H), 2.83 (d, $J = 11.7$ Hz, 2H), 2.09 (t, $J = 9.9$ Hz, 4H), 1.73 (m, 6H); LCMS (m/z): 595 (MH^-).

[00284] Compound 93: 1H NMR (DMSO- d_6 , 300 MHz): δ 8.46 (d, $J = 4.8$ Hz, 1H), 7.37 (d, $J = 7.8$ Hz, 1H), 7.75 (t, $J = 7.8$ Hz, 1H), 7.60 (d, $J = 9.0$ Hz, 1H), 7.44 (m, 4H), 7.27 (s, 1H), 7.23 (d, $J = 7.2$ Hz, 1H), 7.07 (d, $J = 8.7$ Hz, 2H), 6.98 (d, $J = 8.7$ Hz, 1H), 4.70 (m, 1H), 3.71 (m, 3H), 3.57 (s, 2H), 2.23 (t, $J = 9.9$ Hz, 2H), 2.83 (d, $J = 11.4$ Hz, 2H), 2.09 (t, $J = 9.9$ Hz, 4H), 1.69 (m, 6H); LCMS (m/z): 579 (MH^-).

[00285] Compound 94: 1H NMR (DMSO- d_6 , 300 MHz): δ 8.36 (d, $J = 7.8$ Hz, 1H), 7.58 (m, 4H), 7.43 (s, 1H), 7.29 (m, 2H), 7.14 (m, 3H), 6.99 (m, 2H), 4.65 (m, 1H), 3.74 (m, 1H), 3.51 (m, 2H), 3.43 (s, 2H), 3.09 (t, $J = 10.2$ Hz, 2H), 2.79 (d, $J = 11.1$ Hz, 2H), 1.99 (t, $J = 11.1$ Hz, 4H), 1.72 (m, 4H), 1.61 (m, 2H); LCMS (m/z): 612 (MH^-).

[00286] Compound 95: 1H NMR (DMSO- d_6 , 300 MHz): δ 8.50 (s, 3H), 7.72 (s, 1H), 7.61 (d, $J = 8.7$ Hz, 1H), 7.45 (s, 1H), 7.38 (s, 1H), 7.25 (s, 1H), 7.16 (d, $J = 8.4$ Hz, 2H), 7.00 (t, $J = 9.3$ Hz, 3H), 4.65 (s, 1H), 3.79 (m, 1H), 3.53 (m, 2H), 3.39 (s, 2H), 3.09 (t, $J = 9.3$ Hz, 3H), 2.82 (m, 2H), 2.04 (m, 3H), 1.73 (m, 6H); LCMS (m/z): 595 (MH^+).

[00287] Compound 96: 1H NMR (DMSO- d_6 , 300 MHz): δ 8.47 (s, 1H), 8.44 (d, $J = 4.2$ Hz, 1H), 7.36 (d, $J = 8.1$ Hz, 1H), 7.68 (d, $J = 7.8$ Hz, 1H), 7.60 (d, $J = 9.0$ Hz, 1H), 7.47 (d, $J = 8.7$ Hz, 2H), 7.43 (s, 1H), 7.33 (dd, $J = 4.8$ and 7.6 Hz, 2H), 7.26 (s, 1H), 7.07 (d, $J = 8.7$

Hz, 2H), 6.97 (dd, $J = 1.8$ and 8.5 Hz, 2H), 4.70 (m, 1H), 3.68 (m, 2H), 3.49 (s, 2H), 3.25 (m, 3H), 2.80 (d, $J = 11.7$ Hz, 2H), 2.03 (t, $J = 10.2$ Hz, 4H), 1.73-1.57 (m, 6H); LCMS (m/z): 579 (MH^+).

[00288] Compound 97: 1H NMR (DMSO- d_6 , 300 MHz): δ 8.37 (d, $J = 7.8$ Hz, 1H), 7.79 (d, $J = 7.5$ Hz, 1H), 7.69-7.54 (m, 4H), 7.44 (m, 2H), 7.26 (s, 1H), 7.16 (d, $J = 9.0$ Hz, 1H), 6.99 (m, 3H), 4.65 (m, 2H), 3.76 (m, 1H), 3.63 (s, 2H), 3.54 (m, 2H), 3.09 (t, $J = 10.5$ Hz, 2H), 2.81 (d, $J = 11.1$ Hz, 2H), 2.10 (m, 4H), 1.74 (m, 4H), 1.62 (s, 2H); LCMS (m/z): 619 (MH^+).

[00289] Compound 98: 1H NMR (DMSO- d_6 , 300 MHz): δ 8.37 (d, $J = 8.4$ Hz, 1H), 7.79 (d, $J = 7.5$ Hz, 1H), 7.69-7.53 (m, 4H), 7.44 (m, 3H), 7.27 (s, 1H), 7.07 (d, $J = 8.7$ Hz, 2H), 6.96 (d, $J = 8.4$ Hz, 1H), 4.73 (m, 1H), 3.70 (m, 2H), 3.63 (s, 2H), 3.25 (m, 3H), 2.81 (d, $J = 11.4$ Hz, 2H), 2.10 (m, 4H), 1.73-1.59 (m, 6H); LCMS (m/z): 603 (MH^+).

[00290] Compound 99: 1H NMR (DMSO- d_6 , 300 MHz): δ 8.34 (d, $J = 7.5$ Hz, 1H), 7.67 (d, $J = 7.5$ Hz, 2H), 7.61 (d, $J = 9.0$ Hz, 1H), 7.49 (m, 5H), 7.26 (s, 1H), 7.07 (d, $J = 8.7$ Hz, 2H), 6.97 (d, $J = 8.4$ Hz, 1H), 4.70 (m, 1H), 3.68 (m, 3H), 3.55 (s, 2H), 3.23 (t, $J = 9.6$ Hz, 2H), 2.80 (d, $J = 10.5$ Hz, 2H), 2.06 (t, $J = 10.5$ Hz, 4H), 1.74-1.61 (m, 6H); LCMS (m/z): 646 (MH^+).

[00291] Compound 100: 1H NMR (DMSO- d_6 , 300 MHz): δ 8.50 (d, $J = 7.8$ Hz, 1H), 7.67 (d, $J = 6.9$ Hz, 2H), 7.51 (m, 5H), 7.41 (s, 1H), 7.33 (s, 1H), 7.07 (d, $J = 8.7$ Hz, 3H), 4.61 (m, 1H), 3.70 (m, 3H), 3.55 (s, 2H), 3.22 (t, $J = 10.2$ Hz, 2H), 2.80 (d, $J = 10.5$ Hz, 2H), 2.05 (m, 4H), 1.74-1.61 (m, 6H); LCMS (m/z): 646 (MH^+).

[00292] Compound 101: 1H NMR (DMSO- d_6 , 300 MHz): δ 8.47 (s, 3H), 7.68 (d, $J = 8.1$ Hz, 1H), 7.49 (m, 3H), 7.41 (s, 1H), 7.33 (m, 2H), 7.05 (m, 3H), 4.61 (m, 1H), 3.70 (m, 3H), 3.49 (s, 2H), 3.22 (m, 2H), 2.80 (d, $J = 10.8$ Hz, 2H), 2.03 (m, 4H), 1.72-1.59 (m, 6H); LCMS (m/z): 579 (MH^+).

[00293] Compound 102: 1H NMR (DMSO- d_6 , 300 MHz): δ 7.54 (d, $J = 8.7$ Hz, 1H), 7.47 (d, $J = 8.7$ Hz, 2H), 7.29 (d, $J = 8.7$ Hz, 2H), 7.07 (d, $J = 8.4$ Hz, 3H), 4.61 (m, 1H), 4.03 (d, $J = 10.2$ Hz, 2H), 3.68 (m, 2H), 3.22 (t, $J = 10.2$ Hz, 2H), 2.98 (s, 3H), 2.02 (br s, 2H), 1.68 (m, 5H), 1.40 (s, 9H); LCMS (m/z): 602 (MH^+).

[00294] Compound 103: 1H NMR (DMSO- d_6 , 300 MHz): δ 8.91 (s, 1H), 7.55 (d, $J = 9.0$ Hz, 1H), 7.48 (d, $J = 8.1$ Hz, 2H), 7.31 (s, 2H), 7.08 (m, 3H), 4.61 (m, 1H), 3.668 (m, 2H), 3.33 (d, $J = 11.1$ Hz, 2H), 3.23 (t, $J = 9.6$ Hz, 2H), 3.01 (br s, 5H), 2.05 (m, 4H), 1.83 (m, 2H), 1.71 (m, 3H); LCMS (m/z): 502 (MH^+).

[00295] Compound 104: ^1H NMR (DMSO- d_6 , 300 MHz): δ 8.48 (d, J = 4.5 Hz, 2H), 7.53 (d, J = 9.0 Hz, 1H), 7.47 (d, J = 8.7 Hz, 2H), 7.30 (s, 3H), 7.24 (s, 1H), 7.06 (m, 3H), 4.61 (m, 1H), 3.66 (m, 2H), 3.50 (s, 2H), 3.22 (t, J = 10.8 Hz, 2H), 3.01 (m, 2H), 2.86 (d, J = 10.5 Hz, 2H), 2.48 (s, 4H), 2.06 (m, 3H), 1.87 (m, 2H), 1.67 (m, 3H); LCMS (m/z): 593 (MH^+).

[00296] Compound 105: ^1H NMR (DMSO- d_6 , 300 MHz): δ 8.50 (m, 2H), 7.52 (d, J = 9.3 Hz, 2H), 7.47 (d, J = 9.0 Hz, 2H), 7.41 (s, 1H), 7.31 (m, 3H), 7.07 (d, J = 8.1 Hz, 3H), 4.61 (m, 1H), 3.76 (m, 1H), 3.67 (m, 2H), 3.50 (s, 2H), 3.22 (t, J = 9.6 Hz, 2H), 2.80 (d, J = 11.1 Hz, 2H), 2.04 (d, J = 10.5 Hz, 4H), 1.71 (m, 6H); LCMS (m/z): 579 (MH^+).

[00297] Compound 106: ^1H NMR (DMSO- d_6 , 300 MHz): δ 8.89 (m, 2H), 8.45 (d, J = 7.8 Hz, 1H), 8.15 (d, J = 8.4 Hz, 1H), 7.68 (dd, J = 5.1 and 8.2 Hz, 1H), 7.60 (d, J = 7.8 Hz, 1H), 7.47 (d, J = 9.0 Hz, 2H), 7.42 (s, 1H), 7.25 (s, 1H), 7.07 (d, J = 8.7 Hz, 2H), 6.98 (dd, J = 1.5 and 8.5 Hz, 1H), 4.70 (m, 1H), 3.78 (m, 1H), 3.68 (d, J = 12.0 Hz, 4H), 3.23 (t, J = 9.9 Hz, 2H), 2.03 (m, 2H), 1.85 (d, J = 10.5 Hz, 2H), 1.65 (m, 6H); LCMS (m/z): 629 (MH^+).

[00298] Compound 107: ^1H NMR (DMSO- d_6 , 300 MHz): δ 7.77 (d, J = 8.4 Hz, 2H), 7.50 (m, 5H), 7.30 (s, 1H), 7.25 (s, 1H), 7.06 (m, 3H), 4.60 (m, 1H), 3.69 (m, 2H), 3.55 (s, 2H), 3.31 (s, 3H), 3.22 (t, J = 10.2 Hz, 2H), 3.02 (m, 2H), 2.85 (d, J = 9.9 Hz, 2H), 2.02 (m, 3H), 1.87 (m, 2H), 1.68 (m, 4H); LCMS (m/z): 617 (MH^+).

[00299] Compound 108: ^1H NMR (DMSO- d_6 , 300 MHz): δ 8.89 (m, 2H), 8.45 (d, J = 7.5 Hz, 1H), 8.15 (d, J = 7.8 Hz, 1H), 7.68 (dd, J = 5.1 and 8.2 Hz, 1H), 7.59 (m, 2H), 7.42 (s, 1H), 7.24 (s, 1H), 7.16 (d, J = 9.0 Hz, 1H), 7.00 (m, 3H), 4.66 (m, 1H), 3.81 (m, 1H), 3.68 (d, J = 11.7 Hz, 2H), 3.53 (m, 2H), 3.09 (t, J = 9.9 Hz, 2H), 2.05 (m, 3H), 1.85 (d, J = 12.6 Hz, 2H), 1.75-1.60 (m, 4H); LCMS (m/z): 645 (MH^+).

[00300] Compound 109: ^1H NMR (DMSO- d_6 , 300 MHz): δ 8.45 (m, 2H), 7.68 (d, J = 8.1 Hz, 1H), 7.53 (d, J = 8.7 Hz, 1H), 7.47 (d, J = 8.7 Hz, 2H), 7.30 (m, 3H), 7.06 (m, 3H), 4.60 (m, 1H), 3.67 (m, 2H), 3.49 (s, 2H), 3.31 (s, 3H), 3.22 (m, 4H), 3.01 (m, 2H), 2.88 (d, J = 6.9 Hz, 2H), 2.02 (m, 2H), 1.85 (m, 2H), 1.68 (m, 2H); LCMS (m/z): 593 (MH^+).

[00301] Compound 110: ^1H NMR (DMSO- d_6 , 300 MHz): δ 7.71 (d, J = 7.8 Hz, 2H), 7.64 (d, J = 8.4 Hz, 1H), 7.53 (d, J = 9.0 Hz, 2H), 7.47 (d, J = 9.0 Hz, 2H), 7.30 (d, J = 2.1 Hz, 1H), 7.24 (s, 1H), 7.06 (m, 3H), 4.61 (m, 1H), 3.67 (m, 2H), 3.52 (s, 2H), 3.31 (s, 3H), 3.22 (t, J = 9.6 Hz, 2H), 3.02 (s, 2H), 2.86 (d, J = 9.0 Hz, 2H), 2.02 (m, 3H), 1.87 (m, 2H), 1.68 (m, 4H); LCMS (m/z): 617 (MH^+).

[00302] Compound 111: ^1H NMR (DMSO- d_6 , 300 MHz): δ 7.79 (d, J = 7.5 Hz, 1H), 7.66 (t, J = 7.8 Hz, 1H), 7.56 (d, J = 8.1 Hz, 2H), 7.46 (m, 3H), 7.30 (s, 1H), 7.25 (s, 1H), 7.06 (m,

3H), 4.61 (m, 1H), 3.68 (m, 1H), 3.63 (s, 2H), 3.31 (s, 3H), 3.22 (t, $J = 9.9$ Hz, 2H), 2.99 (m, 2H), 2.88 (d, $J = 9.9$ Hz, 2H), 2.13 (m, 2H), 2.04 (m, 2H), 1.81 (m, 2H), 1.67 (m, 4H); LCMS (m/z): 617 (MH^+).

[00303] Compound 112: 1H NMR (DMSO- d_6 , 300 MHz): δ 8.66 (d, $J = 5.7$ Hz, 2H), 8.42 (d, $J = 7.8$ Hz, 1H), 7.62 (d, $J = 8.4$ Hz, 1H), 7.47 (d, $J = 10.2$ Hz, 3H), 7.34 (d, $J = 6.0$ Hz, 2H), 7.26 (s, 1H), 7.07 (d, $J = 8.7$ Hz, 2H), 6.99 (dd, $J = 2.1$ and 8.5 Hz, 1H), 4.71 (m, 1H), 4.44 (d, $J = 13.2$ Hz, 1H), 4.06 (m, 1H), 3.68 (m, 2H), 3.44 (m, 2H), 3.24 (m, 3H), 2.95 (m, 1H), 2.04 (m, 2H), 1.90 (m, 1H), 1.73 (m, 3H), 1.54 (m, 1H); LCMS (m/z): 593 (MH^+).

[00304] Compound 113: 1H NMR (DMSO- d_6 , 300 MHz): δ 8.511 (d, $J = 8.4$ Hz, 1H), 7.77 (d, $J = 8.1$ Hz, 2H), 7.50 (m, 3H), 7.39 (s, 1H), 7.26 (s, 1H), 7.02 (dd, $J = 2.4$ and 8.8 Hz, 1H), 4.38 (m, 1H), 3.93 (d, $J = 12.0$ Hz, 3H), 3.57 (s, 2H), 2.80 (m, 2H), 2.65 (m, 2H), 2.26 (t, $J = 9.6$ Hz, 3H), 1.93 (m, 2H), 1.72 (m, 4H), 1.46 (m, 1H), 1.40 (s, 9H); LCMS (m/z): 559 (MH^+).

[00305] Compound 114: 1H NMR (DMSO- d_6 , 300 MHz): δ 8.49 (d, $J = 7.8$ Hz, 1H), 7.77 (d, $J = 8.4$ Hz, 2H), 7.49 (m, 3H), 7.39 (s, 1H), 7.28 (m, 6H), 7.02 (dd, $J = 2.1$ and 8.8 Hz, 1H), 4.38 (m, 1H), 3.73 (m, 1H), 3.57 (s, 2H), 3.44 (s, 2H), 2.80 (d, $J = 10.2$ Hz, 2H), 2.64 (m, 2H), 2.25 (t, $J = 9.3$ Hz, 2H), 1.95 (m, 4H), 1.66 (m, 6H); LCMS (m/z): 549 (MH^+).

[00306] Compound 115: 1H NMR (DMSO- d_6 , 300 MHz): δ 8.66 (d, $J = 4.5$ Hz, 2H), 8.57 (d, $J = 7.8$ Hz, 1H), 7.49 (m, 4H), 7.35 (m, 3H), 7.07 (d, $J = 8.4$ Hz, 1H), 4.61 (m, 1H), 4.45 (d, $J = 13.5$ Hz, 1H), 4.08 (m, 1H), 3.65 (m, 1H), 3.45 (d, $J = 12.9$ Hz, 1H), 3.22 (t, $J = 11.4$ Hz, 3H), 2.94 (m, 1H), 2.02 (m, 2H), 1.90 (d, $J = 11.7$ Hz, 1H), 1.79-1.49 (m, 6H); LCMS (m/z): 593 (MH^+).

[00307] Compound 116: 1H NMR (DMSO- d_6 , 300 MHz): δ 8.63 (s, 1H), 8.52 (s, 1H), 7.92 (s, 1H), 7.81 (d, $J = 7.8$ Hz, 2H), 7.49 (d, $J = 9.0$ Hz, 2H), 7.30 (m, 8H), 7.02 (d, $J = 7.8$ Hz, 1H), 4.37 (m, 1H), 4.77 (m, 1H), 3.53 (s, 2H), 3.45 (s, 2H), 3.12 (m, 1H), 2.81 (br s, 1H), 2.67 (br s, 2H), 2.25 (br s, 2H), 1.94 (m, 4H), 1.66 (m, 6H); LCMS (m/z): 567 (MH^+).

[00308] Compound 117: 1H NMR (DMSO- d_6 , 300 MHz): δ 8.46 (d, $J = 4.2$ Hz, 1H), 7.74 (t, $J = 7.5$ Hz, 1H), 7.47 (m, 4H), 7.25 (m, 3H), 7.06 (m, 3H), 4.61 (m, 1H), 3.68 (m, 2H), 3.58 (s, 2H), 3.31 (s, 3H), 3.21 (t, $J = 9.3$ Hz, 2H), 3.04 (br s, 1H), 2.91 (d, $J = 10.5$ Hz, 2H), 2.08 (m, 4H), 1.87 (m, 2H), 1.68 (m, 4H); LCMS (m/z): 593 (MH^+).

[00309] Compound 118: 1H NMR (DMSO- d_6 , 300 MHz): δ 8.65 (d, $J = 5.7$ Hz, 2H), 7.54 (d, $J = 8.4$ Hz, 1H), 7.47 (d, $J = 8.7$ Hz, 2H), 7.42 (d, $J = 5.7$ Hz, 2H), 7.49 (d, $J = 8.4$ Hz, 4H), 7.30 (d, $J = 2.7$ Hz, 2H), 7.06 (m, 3H), 4.61 (m, 2H), 3.68 (m, 2H), 3.47 (m, 1H), 3.28

(s, 3H), 3.22 (t, $J = 10.5$ Hz, 2H), 3.05 (m, 2H), 2.88 (m, 1H), 2.02 (m, 4H), 1.81 (m, 2H), 1.70 (m, 4H); LCMS (m/z): 607 (MH^+).

[00310] Compound 119: 1H NMR (DMSO- d_6 , 300 MHz): δ 7.67 (d, $J = 7.8$ Hz, 2H), 7.52 (m, 5H), 7.30 (d, $J = 2.4$ Hz, 1H), 7.25 (s, 1H), 7.06 (m, 3H), 4.61 (m, 1H), 3.68 (m, 2H), 3.55 (s, 2H), 3.29 (s, 3H), 3.22 (t, $J = 9.3$ Hz, 2H), 3.00 (s, 2H), 2.87 (d, $J = 9.9$ Hz, 2H), 2.02 (m, 3H), 1.87 (m, 2H), 1.69 (m, 4H); LCMS (m/z): 660 (MH^+).

[00311] Compound 120: 1H NMR (DMSO- d_6 , 300 MHz): δ 8.81 (d, $J = 6.9$ Hz, 1H), 7.49 (m, 4H), 7.34 (s, 1H), 7.07 (d, $J = 8.7$ Hz, 3H), 4.62 (m, 1H), 4.41 (m, 1H), 3.65 (m, 2H), 3.52 (m, 2H), 3.37 (m, 1H), 3.22 (t, $J = 9.0$ Hz, 4H), 2.06 (m, 3H), 1.93 (m, 1H), 1.70 (m, 2H), 1.39 (s, 9H); LCMS (m/z): 574 (MH^+).

[00312] Compound 121: 1H NMR (DMSO- d_6 , 300 MHz): δ 9.14 (s, 2H), 9.00 (d, $J = 6.9$ Hz, 1H), 7.54 (t, $J = 4.8$ Hz, 2H), 7.48 (d, $J = 9.0$ Hz, 2H), 7.36 (d, $J = 2.7$ Hz, 1H), 7.09 (d, $J = 7.5$ Hz, 2H), 4.62 (m, 1H), 4.58 (m, 1H), 3.48 (m, 2H), 3.37 (m, 2H), 3.22 (m, 4H), 2.18 (m, 1H), 2.02 (m, 3H), 1.70 (m, 2H); LCMS (m/z): 474 (MH^+).

[00313] Compound 122: 1H NMR (DMSO- d_6 , 300 MHz): δ 8.71 (d, $J = 7.5$ Hz, 1H), 8.48 (s, 2H), 7.49 (m, 4H), 7.34 (t, $J = 5.7$ Hz, 3H), 7.07 (dd, $J = 2.4$ and 8.8 Hz, 3H), 4.62 (m, 1H), 4.38 (m, 1H), 3.70 (m, 1H), 3.63 (s, 2H), 3.24 (m, 3H), 2.81 (m, 1H), 2.64 (m, 1H), 2.15 (m, 1H), 2.02 (m, 3H), 1.88 (m, 1H), 1.70 (m, 3H); LCMS (m/z): 565 (MH^+).

[00314] Compound 123: 1H NMR (DMSO- d_6 , 300 MHz): δ 8.71 (d, $J = 7.5$ Hz, 1H), 8.48 (s, 2H), 7.49 (m, 4H), 7.34 (t, $J = 5.7$ Hz, 3H), 7.07 (dd, $J = 2.4$ and 8.8 Hz, 3H), 4.62 (m, 1H), 4.38 (m, 1H), 3.70 (m, 1H), 3.63 (s, 2H), 3.24 (m, 3H), 2.81 (m, 1H), 2.64 (m, 1H), 2.15 (m, 1H), 2.02 (m, 3H), 1.88 (m, 1H), 1.70 (m, 3H); LCMS (m/z): 565 (MH^+).

[00315] Compound 124: 1H NMR (DMSO- d_6 , 300 MHz): δ 8.85 (s, 1H), 8.68 (d, $J = 6.6$ Hz, 1H), 8.46 (d, $J = 2.4$ Hz, 1H), 7.74 (m, 1H), 7.46 (m, 4H), 7.34 (d, $J = 2.7$ Hz, 1H), 7.23 (t, $J = 5.4$ Hz, 1H), 7.34 (m, 2H), 7.07 (d, $J = 9.0$ Hz, 3H), 4.62 (m, 1H), 4.38 (m, 1H), 3.72 (s, 2H), 3.65 (m, 1H), 3.22 (t, $J = 10.5$ Hz, 4H), 2.85 (m, 1H), 2.69 (m, 1H), 2.55 (m, 1H), 2.15 (m, 1H), 2.02 (m, 2H), 1.83 (m, 1H), 1.70 (m, 2H); LCMS (m/z): 565 (MH^+).

[00316] Compound 125: 1H NMR (DMSO- d_6 , 300 MHz): δ 8.89 (m, 1H), 8.65 (m, 2H), 7.47 (m, 6H), 7.35 (dd, $J = 2.4$ and 8.1 Hz, 1H), 7.07 (m, 3H), 4.61 (m, 1H), 4.42 (m, 1H), 3.66 (m, 3H), 3.52 (m, 2H), 3.22 (t, $J = 10.2$ Hz, 3H), 2.16 (m, 1H), 2.02 (m, 3H), 1.70 (m, 2H); LCMS (m/z): 579 (MH^+).

[00317] Compound 126: 1H NMR (DMSO- d_6 , 300 MHz): δ 8.93 (d, $J = 1.8$ Hz, 1H), 8.68 (dd, $J = 1.5$ and 4.8 Hz, 1H), 8.61 (d, $J = 6.0$ Hz, 1H), 8.18 (m, 1H), 7.56 (m, 2H), 7.47 (d, J

= 9.0 Hz, 2H), 7.35 (m, 2H), 7.07 (m, 3H), 4.61 (m, 1H), 4.27 (q, $J = 6.3$ Hz, 1H), 3.68 (m, 2H), 3.46 (m, 2H), 3.23 (m, 4H), 2.03 (m, 3H), 1.91 (m, 1H), 1.70 (m, 2H); LCMS (m/z): 615 (MH^+).

[00318] Compound 127: 1H NMR (DMSO- d_6 , 300 MHz): δ 8.78 (d, $J = 6.6$ Hz, 1H), 7.50 (d, $J = 9.0$ Hz, 1H), 7.43 (s, 1H), 7.34 (m, 5H), 7.02 (dd, $J = 2.7$ and 8.8 Hz, 1H), 4.38 (m, 2H), 3.52 (m, 1H), 3.47 (s, 2H), 3.39 (m, 1H), 2.21 (m, 2H), 2.64 (m, 2H), 2.23 (t, $J = 11.1$ Hz, 2H), 2.06 (m, 1H), 1.92 (m, 3H), 1.63 (m, 2H), 1.39 (s, 9H); LCMS (m/z): 554 (MH^+).

[00319] Compound 128: 1H NMR (DMSO- d_6 , 300 MHz): δ 9.19 (br s, 2H), 9.02 (d, $J = 6.6$ Hz, 1H), 7.65 (t, $J = 9.0$ Hz, 2H), 7.55 (m, 3H), 7.36 (dd, $J = 2.4$ and 9.3 Hz, 1H), 7.15-7.04 (m, 1H), 4.74 (s, 1H), 4.54 (m, 2H), 4.34 (m, 2H), 3.67 (m, 1H), 3.19 (d, $J = 5.7$ Hz, 4H), 3.01 (t, $J = 11.4$ Hz, 2H), 2.18 (m, 3H), 2.02 (m, 3H); LCMS (m/z): 454 (MH^+).

[00320] Compound 129: 1H NMR (DMSO- d_6 , 300 MHz): δ 8.67 (d, $J = 6.9$ Hz, 1H), 8.46 (s, 2H), 7.49 (d, $J = 8.7$ Hz, 1H), 7.41 (s, 1H), 7.32 (m, 6H), 7.01 (d, $J = 8.7$ Hz, 2H), 4.37 (m, 2H), 3.62 (s, 2H), 3.47 (s, 2H), 2.80 (t, $J = 7.8$ Hz, 1H), 2.64 (d, $J = 5.4$ Hz, 3H), 2.22 (t, $J = 9.9$ Hz, 4H), 1.92 (m, 4H), 1.65 (m, 2H); LCMS (m/z): 545 (MH^+).

[00321] Compound 130: 1H NMR (DMSO- d_6 , 300 MHz): δ 8.67 (d, $J = 7.2$ Hz, 1H), 8.49 (s, 1H), 7.43 (d, $J = 3.0$ Hz, 1H), 7.70 (d, $J = 7.8$ Hz, 1H), 7.49 (d, $J = 8.7$ Hz, 1H), 7.33 (m, 6H), 7.01 (dd, $J = 2.1$ and 9.1 Hz, 1H), 4.36 (m, 2H), 3.61 (s, 2H), 3.47 (s, 2H), 2.77 (t, $J = 7.2$ Hz, 1H), 2.63 (m, 2H), 2.46 (m, 3H), 2.19 (m, 3H), 1.91 (m, 2H), 1.82 (m, 1H), 1.64 (m, 2H); LCMS (m/z): 545 (MH^+).

[00322] Compound 131: LCMS (m/z): 568 (MH^+).

(c) Assay Data

[00323] Compounds 61-131 of Table 1 were assayed for their ability to activate AMPK using an enzyme-linked immunosorbent assay. The EC_{50} values for AMPK activation for compounds 61-131 are presented in Table 4 below, in which "A" is less than 0.1 μM ; "B" is 0.1-0.5 μM ; "C" is 0.5-1 μM ; "D" is 1-10 μM ; "E" is 10-50 μM and "F" is > 50 μM .

Table 4	
Cpd No.	AMPK EC_{50}
61	B
62	E
63	A
64	A
65	A
66	A

Table 4	
Cpd No.	AMPK EC ₅₀
67	A
68	A
69	A
70	A
71	A
72	B
73	C
74	B
75	A
76	B
77	B
78	A
79	B
80	A
81	B
82	B
83	B
84	E
85	C
86	F
87	A
88	A
89	A
90	A
91	F
92	C
93	B
94	A
95	A
96	A
97	A
98	A
99	A
100	A
101	A
102	D
103	D
104	B
105	A
106	B
107	A
108	B
109	A
110	A
111	B
112	A

Table 4	
Cpd No.	AMPK EC ₅₀
113	B
114	B
115	A
116	B
117	A
118	B
119	A
120	D
121	F
122	B
123	B
124	D
125	D
126	D
127	D
128	F
129	D
130	D
131	D

Example 4

(a) Analytical Data

[00324] The following compounds were prepared using methods analogous to those described in Example 3(a) and in Scheme 4.

[00325] Compound 137: *N*-(1-(pyridin-4-ylmethyl)piperidin-4-yl)-5-(1-(4-(trifluoromethoxy)phenyl)piperidin-4-yloxy)benzo[*b*]thiophene-2-carboxamide. ¹H NMR (DMSO-*d*₆, 300 MHz): δ 8.56 (m, 3H), 8.04 (s, 1H), 7.92 (d, *J* = 8.4 Hz, 1H), 7.56 (s, 1H), 7.37 (d, *J* = 4.5 Hz, 2H), 7.21 (t, *J* = 8.4 Hz, 3H), 7.08 (d, *J* = 9.0 Hz, 2H), 4.72 (m, 1H), 3.80 (m, 1H), 3.59 (m, 2H), 3.57 (s, 2H), 3.17 (t, *J* = 9.6 Hz, 2H), 2.89 (d, *J* = 11.4 Hz, 2H), 2.13 (t, *J* = 9.9 Hz, 4H), 1.85 (m, 4H), 1.69 (m, 2H); LCMS (*m/z*): 611 (MH⁺).

[00326] Compound 138: *N*-(1-(pyridin-4-ylmethyl)piperidin-4-yl)-5-(1-(4-(trifluoromethyl)phenyl)piperidin-4-yloxy)benzo[*b*]thiophene-2-carboxamide. ¹H NMR (DMSO-*d*₆, 300 MHz): δ 8.50 (m, 3H), 7.97 (s, 1H), 7.86 (d, *J* = 9.0 Hz, 1H), 7.48 (d, *J* = 8.4 Hz, 3H), 7.30 (d, *J* = 5.4 Hz, 2H), 7.13 (d, *J* = 10.8 Hz, 1H), 7.08 (d, *J* = 8.4 Hz, 2H), 4.69 (m, 1H), 3.67 (m, 3H), 3.50 (s, 2H), 3.24 (t, *J* = 9.3 Hz, 2H), 2.80 (d, *J* = 11.7 Hz, 2H), 2.06 (t, *J* = 9.9 Hz, 4H), 1.83-1.59 (m, 6H); LCMS (*m/z*): 595 (MH⁺).

[00327] Compound 139: *N*-(1-(pyridin-4-ylmethyl)piperidin-4-yl)-5-(1-(4-chlorophenyl)piperidin-4-yloxy)benzo[*b*]thiophene-2-carboxamide formate salt. ¹H NMR

(DMSO- d_6 , 300 MHz): δ 8.50 (m, 3H), 8.13 (s, 1H), 7.95 (s, 1H), 7.83 (d, $J = 8.7$ Hz, 1H), 7.21 (d, $J = 1.8$ Hz, 1H), 7.33 (m, 5H), 7.07 (dd, $J = 2.1$ and 9.0 Hz, 1H), 4.45 (m, 1H), 3.72 (m, 1H), 3.50 (s, 2H), 3.48 (s, 2H), 2.80 (d, $J = 9.9$ Hz, 2H), 2.67 (m, 2H), 2.25 (t, $J = 9.3$ Hz, 2H), 2.07 (t, $J = 10.8$ Hz, 2H), 1.94 (m, 2H), 1.80 (m, 2H), 1.63 (m, 4H); LCMS (m/z): 575 (MH^+).

[00328] Compound 140: 1H NMR (DMSO- d_6 , 300 MHz): δ 8.85 (s, 1H), 8.43 (d, $J = 8.1$ Hz, 1H), 7.98 (s, 1H), 7.79 (d, $J = 9.0$ Hz, 1H), 7.66 (s, 1H), 7.47 (d, $J = 9.0$ Hz, 2H), 7.06 (m, 3H), 4.75 (m, 2H), 3.93 (m, 3H), 3.69 (m, 2H), 3.22 (t, $J = 9.3$ Hz, 2H), 2.83 (m, 2H), 2.05 (m, 2H), 1.77 (m, 4H), 1.41 (s, 9H); LCMS (m/z): 604 (MH^+).

[00329] Compound 141: 1H NMR (DMSO- d_6 , 300 MHz): δ 8.85 (s, 1H), 8.79 (br s, 1H), 7.68 (d, $J = 7.2$ Hz, 1H), 8.07 (s, 1H), 7.79 (d, $J = 8.7$ Hz, 1H), 7.66 (s, 1H), 7.48 (d, $J = 8.4$ Hz, 2H), 7.07 (m, 3H), 4.74 (m, 1H), 4.21 (s, 4H), 4.01 (s, 2H), 3.79 (s, 2H), 3.68 (m, 2H), 3.27 (m, 2H), 3.01 (m, 2H), 1.98 (m, 2H), 1.75 (m, 2H); LCMS (m/z): 504 (MH^+).

[00330] Compound 142: 1H NMR (DMSO- d_6 , 300 MHz): δ 8.49 (d, $J = 4.8$ Hz, 2H), 8.43 (d, $J = 7.5$ Hz, 1H), 7.99 (s, 1H), 7.78 (d, $J = 8.7$ Hz, 1H), 7.65 (s, 1H), 7.47 (d, $J = 9.0$ Hz, 2H), 7.30 (dd, $J = 4.8$ Hz, 2H), 7.06 (t, $J = 8.4$ Hz, 3H), 4.72 (m, 1H), 3.69 (m, 3H), 3.50 (s, 2H), 3.22 (t, $J = 9.6$ Hz, 2H), 2.80 (d, $J = 11.1$ Hz, 2H), 2.06 (t, $J = 9.6$ Hz, 4H), 1.82-1.58 (m, 6H); LCMS (m/z): 595 (MH^+).

[00331] Compound 143: 1H NMR ($CDCl_3$, 300 MHz): δ 8.46 (d, $J = 4.8$ Hz, 1H), 8.42 (d, $J = 7.8$ Hz, 1H), 7.99 (s, 1H), 7.75 (m, 2H), 7.65 (d, $J = 1.5$ Hz, 1H), 7.47 (d, $J = 9.0$ Hz, 2H), 7.41 (d, $J = 7.2$ Hz, 1H), 7.24 (t, $J = 6.9$ Hz, 1H), 7.07 (d, $J = 8.7$ Hz, 2H), 7.03 (d, $J = 2.1$ Hz, 1H), 4.72 (m, 1H), 4.71 (m, 2H), 3.58 (s, 2H), 3.22 (t, $J = 9.6$ Hz, 3H), 2.84 (d, $J = 11.4$ Hz, 2H), 2.10 (m, 4H), 1.81-1.54 (s, 6H); LCMS (m/z): 595 (MH^+).

[00332] Compound 144: 1H NMR (DMSO- d_6 , 300 MHz): δ 8.41 (d, $J = 8.1$ Hz, 1H), 7.99 (s, 1H), 7.78 (d, $J = 8.1$ Hz, 3H), 7.64 (s, 1H), 7.49 (d, $J = 8.4$ Hz, 4H), 7.06 (m, 3H), 4.75 (m, 1H), 3.69 (m, 1H), 3.56 (s, 2H), 3.23 (t, $J = 9.6$ Hz, 2H), 2.79 (d, $J = 11.4$ Hz, 2H), 2.06 (m, 4H), 1.78 (m, 2H), 1.65 (m, 4H); LCMS (m/z): 619 (MH^+).

[00333] Compound 145: 1H NMR (DMSO- d_6 , 300 MHz): δ 8.40 (d, $J = 7.5$ Hz, 1H), 7.99 (s, 1H), 7.78 (d, $J = 8.7$ Hz, 1H), 7.72 (m, 2H), 7.65 (d, $J = 2.1$ Hz, 2H), 7.54 (d, $J = 7.8$ Hz, 1H), 7.47 (d, $J = 9.0$ Hz, 2H), 7.06 (m, 3H), 4.72 (m, 1H), 3.69 (m, 3H), 3.53 (s, 2H), 3.23 (t, $J = 9.6$ Hz, 2H), 2.80 (d, $J = 10.5$ Hz, 2H), 2.06 (m, 4H), 1.78-1.57 (m, 6H); LCMS (m/z): 619 (MH^+).

[00334] Compound 146: ^1H NMR (DMSO- d_6 , 300 MHz): δ 8.41 (d, J = 8.4 Hz, 1H), 7.99 (s, 1H), 7.79 (t, J = 4.5 Hz, 2H), 7.66 (m, 2H), 7.55 (d, J = 7.5 Hz, 1H), 7.46 (m, 3H), 7.06 (t, J = 8.7 Hz, 3H), 4.73 (m, 1H), 3.69 (m, 2H), 3.64 (s, 2H), 3.22 (m, 3H), 2.81 (d, J = 10.5 Hz, 2H), 2.11 (m, 4H), 1.81-1.57 (m, 6H); LCMS (m/z): 619 (MH^+).

[00335] Compound 147: ^1H NMR (DMSO- d_6 , 300 MHz): δ 8.18 (d, J = 7.8 Hz, 1H), 7.73 (d, J = 9.6 Hz, 2H), 7.47 (d, J = 9.0 Hz, 2H), 7.19 (d, J = 2.1 and 8.7 Hz, 1H), 7.08 (d, J = 8.7 Hz, 2H), 4.74 (m, 1H), 3.89 (d, J = 12.6 Hz, 3H), 3.67 (m, 2H), 3.23 (t, J = 10.5 Hz, 3H), 2.89 (s, 2H), 2.06 (m, 2H), 1.82-1.70 (m, 4H), 1.48 (m, 1H), 1.40 (s, 9H); LCMS (m/z): 638 (MH^+).

[00336] Compound 148: ^1H NMR (DMSO- d_6 , 300 MHz): δ 8.84 (s, 1H), 8.70 (s, 1H), 8.47 (d, J = 6.9 Hz, 1H), 7.76 (m, 1H), 7.48 (d, J = 8.7 Hz, 2H), 7.20 (d, J = 9.0 Hz, 1H), 7.09 (d, J = 9.0 Hz, 2H), 4.88 (m, 3H), 4.74 (m, 2H), 3.03 (m, 1H), 3.68 (m, 2H), 3.25 (m, 3H), 3.01 (m, 1H), 2.02 (m, 3H), 1.77 (m, 3H); LCMS (m/z): 538 (MH^+).

[00337] Compound 149: ^1H NMR (DMSO- d_6 , 300 MHz): δ 8.51 (d, J = 7.5 Hz, 1H), 7.96 (s, 1H), 7.86 (d, J = 9.0 Hz, 1H), 7.47 (d, J = 8.4 Hz, 3H), 7.13 (dd, J = 2.4 and 9.1 Hz, 1H), 7.07 (d, J = 8.7 Hz, 2H), 4.69 (m, 1H), 3.93 (d, J = 11.4 Hz, 3H), 3.65 (s, 2H), 3.24 (m, 2H), 2.84 (m, 3H), 2.03 (m, 2H), 1.77 (m, 4H), 1.47 (m, 1H), 1.41 (s, 9H); LCMS (m/z): 604 (MH^+).

[00338] Compound 150: ^1H NMR (DMSO- d_6 , 300 MHz): δ 8.79 (d, J = 7.5 Hz, 3H), 8.06 (s, 1H), 7.87 (d, J = 9.0 Hz, 1H), 7.49 (m, 2H), 7.14 (dd, J = 2.4 and 8.4 Hz, 1H), 7.09 (d, J = 9.3 Hz, 2H), 4.02 (m, 1H), 3.66 (m, 3H), 3.46 (m, 1H), 3.28 (m, 3H), 3.00 (m, 2H), 2.03 (m, 4H), 1.75 (m, 4H); LCMS (m/z): 504 (MH^+).

[00339] Compound 151: ^1H NMR (DMSO- d_6 , 300 MHz): δ 8.48 (d, J = 5.4 Hz, 2H), 8.15 (d, J = 7.8 Hz, 3H), 7.75 (d, J = 2.1 Hz, 1H), 7.72 (s, 1H), 7.48 (d, J = 9.0 Hz, 2H), 7.30 (d, J = 5.7 Hz, 2H), 7.18 (dd, J = 1.8 and 8.8 Hz, 1H), 7.08 (d, J = 8.7 Hz, 2H), 4.74 (m, 1H), 3.70 (m, 3H), 3.50 (s, 2H), 3.22 (t, J = 9.9 Hz, 2H), 2.76 (d, J = 11.7 Hz, 2H), 2.10 (m, 4H), 1.81 (m, 2H), 1.65 (m, 4H); LCMS (m/z): 629 (MH^+).

[00340] Compound 152: ^1H NMR (DMSO- d_6 , 300 MHz): δ 8.45 (t, J = 4.8 Hz, 2H), 8.14 (d, J = 7.2 Hz, 1H), 7.71 (m, 3H), 7.48 (d, J = 8.4 Hz, 2H), 7.34 (t, J = 6.6 Hz, 1H), 7.18 (d, J = 9.3 Hz, 1H), 7.08 (d, J = 8.7 Hz, 2H), 4.73 (m, 1H), 3.70 (m, 3H), 3.49 (s, 2H), 3.22 (t, J = 9.6 Hz, 2H), 2.76 (d, J = 10.5 Hz, 2H), 2.07 (m, 4H), 1.79 (m, 2H), 1.72-1.59 (m, 4H); LCMS (m/z): 629 (MH^+).

[00341] Compound 153: ^1H NMR (DMSO- d_6 , 300 MHz): δ 8.46 (d, J = 4.5 Hz, 1H), 8.15 (d, J = 7.8 Hz, 1H), 7.75 (m, 3H), 7.48 (d, J = 9.0 Hz, 2H), 7.41 (d, J = 7.5 Hz, 1H), 7.22 (m, 2H), 7.08 (d, J = 8.4 Hz, 2H), 4.74 (m, 1H), 3.70 (m, 3H), 3.58 (s, 2H), 3.22 (t, J = 9.3 Hz, 2H), 2.80 (d, J = 10.8 Hz, 2H), 2.11 (m, 4H), 1.84-1.58 (m, 6H); LCMS (m/z): 629 (MH^+).

[00342] Compound 154: ^1H NMR (DMSO- d_6 , 300 MHz): δ 8.14 (d, J = 7.8 Hz, 1H), 7.76 (m, 4H), 7.48 (t, J = 6.7 Hz, 4H), 7.18 (d, J = 8.7 Hz, 1H), 7.08 (d, J = 8.4 Hz, 2H), 4.74 (m, 1H), 3.70 (m, 3H), 3.55 (s, 2H), 3.22 (t, J = 9.0 Hz, 2H), 2.73 (m, 2H), 2.10 (m, 4H), 1.80 (m, 2H), 1.65 (m, 4H); LCMS (m/z): 653 (MH^+).

[00343] Compound 155: ^1H NMR (DMSO- d_6 , 300 MHz): δ 8.66 (d, J = 3.6 Hz, 2H), 8.22 (d, J = 7.2 Hz, 1H), 7.74 (d, J = 9.9 Hz, 2H), 7.48 (d, J = 8.7 Hz, 2H), 7.36 (d, J = 4.8 Hz, 2H), 7.19 (d, J = 8.7 Hz, 1H), 7.08 (d, J = 8.4 Hz, 2H), 4.74 (m, 1H), 4.36 (d, J = 12.6 Hz, 2H), 4.07 (m, 1H), 3.70 (m, 2H), 3.45 (d, J = 14.1 Hz, 1H), 3.22 (m, 3H), 3.04 (t, J = 10.8 Hz, 1H), 2.06 (m, 2H), 1.95 (m, 1H), 1.80-1.52 (m, 5H); LCMS (m/z): 643 (MH^+).

(b) Assay Data

[00344] Compounds 137-141 and 143-155 of Table 1 were assayed for their ability to activate AMPK using an enzyme-linked immunosorbent assay. The EC_{50} values for AMPK activation for compounds 137-141 and 143-155 are presented in Table 5 below, in which "A" is less than 0.1 μM ; "B" is 0.1-0.5 μM ; "C" is 0.5-1 μM ; "D" is 1-50 μM and "F" is > 50 μM :

Table 5	
Cpd No.	AMPK EC_{50}
137	A
138	A
139	A
140	C
141	B
144	A
145	B
146	B
147	D
148	F
149	A
150	D
151	A

Table 5	
Cpd No.	AMPK EC ₅₀
152	A
153	B
154	A
155	A

Example 5

(a) Synthetic Example - 1-(4-fluorobenzyl)-N-(5-(1-(4-(trifluoromethyl)phenyl)piperidin-4-yloxy)-2,3-dihydro-1H-inden-1-yl)piperidin-4-amine (compound 159).

Step 1. 5-(1-(4-(trifluoromethyl)phenyl)piperidin-4-yloxy)-2,3-dihydro-1H-inden-1-one

[00345] To a stirred solution of 5-hydroxy-2,3-dihydro-1H-inden-1-one (0.74 g, 5.0 mmol) in toluene (30 mL) at room temperature was added diisopropyl azodicarboxylate (1.21 g, 6.0 mmol), 1-(4-trifluoromethylphenyl)piperidin-4-ol (1.47 g, 6.0 mmol), and triphenyl phosphine (1.57 g, 6.0 mmol). The mixture was stirred at 60 °C overnight and then concentrated under reduced pressure. The residue obtained was purified by flash chromatography (silica gel, ethyl acetate/hexanes = 1/1) to afford the title compound as a pale yellow solid (1.49 g, 79%). ¹H-NMR (CDCl₃, 300 MHz): δ 7.70 (m, 1H), 7.49 (m, 2H), 6.93 (m, 4H), 4.65 (m, 1H), 3.59 (m, 2H), 3.30 (m, 2H), 3.09 (m, 2H), 2.68 (m, 2H), 2.12 (m, 2H), 1.96 (m, 2H) ppm; MS (ESI): 376.6 (M+1).

Step 2. tert-butyl 4-(5-(1-(4-(trifluoromethyl)phenyl)piperidin-4-yloxy)-2,3-dihydro-1H-inden-1-ylamino)piperidine-1-carboxylate

[00346] *Tert*-butyl 4-aminopiperidine-1-carboxylate (0.48 g, 2.4 mmol) and 5-(1-(4-(trifluoromethyl)phenyl)piperidin-4-yloxy)-2,3-dihydro-1H-inden-1-one (0.75 g, 2.0 mmol) were mixed in neat titanium(IV) isopropoxide (2.85 g, 10.0 mmol) and stirred at room temperature overnight. Methanol (10 mL) was added followed by addition of sodium borohydride (0.12 g, 3.2 mmol). The reaction was stirred at room temperature for 3 h and then quenched by adding 0.1N aqueous sodium hydroxide. The resulting mixture was filtered through celite, and the residue was washed with ethyl acetate (2 × 10 mL) and with dichloromethane (10 mL). The organic layer was separated and dried over sodium sulfate. The drying agent was filtered off, and the filtrate concentrated under reduced pressure. The residue obtained was purified by flash chromatography (silica gel, ethyl acetate/hexanes = 1/4) to afford the title compound as a off-white solid (0.73 g, 65%). ¹H NMR (CDCl₃, 300

MHz) 7.64 (m, 1H), 7.48 (m, 2H), 6.95 (m, 2H), 6.76 (m, 2H), 4.68 (m, 1H), 4.44 (m, 1H), 3.53 (m, 2H), 3.18 (m, 2H), 2.85 (m, 4H), 2.47 (m, 2H), 2.24-1.79 (m, 12H), 1.46 (s, 9H) ppm; MS (ES) 560.6 (M+H).

Step 3. N-(5-(1-(4-(trifluoromethyl)phenyl)piperidin-4-yloxy)-2,3-dihydro-1H-inden-1-yl)piperidin-4-amine

[00347] A mixture of *tert*-butyl 4-(5-(1-(4-(trifluoromethyl)phenyl)piperidin-4-yloxy)-2,3-dihydro-1H-inden-1-ylamino)piperidine-1-carboxylate (0.73 g, 1.3 mmol) and 4N hydrochloric acid in dioxane (4 mL) was stirred at room temperature for 1 h. The reaction mixture was concentrated and washed with diethyl ether (2× 5 mL) and then dried under reduced pressure to afford the title compound (as the 3·HCl salt) as a off-white solid (0.57 g, 97%). ¹H NMR (CD₃OD, 300 MHz) 7.73 (m, 2H), 7.58 (m, 3H), 7.07 (s, 1H), 7.01 (m, 1H), 4.93 (m, 1H), 4.78 (m, 1H), 3.65 (m, 6H), 3.20 (m, 5H), 2.62 (m, 1H), 2.35 (m, 6H), 2.08 (m, 5H) ppm; MS (ES) 460.7 (M+H)

Step 4. 1-(4-fluorobenzyl)-N-(5-(1-(4-(trifluoromethyl)phenyl)piperidin-4-yloxy)-2,3-dihydro-1H-inden-1-yl)piperidin-4-amine

[00348] To a stirred mixture of *N*-(5-(1-(4-(trifluoromethyl)phenyl)piperidin-4-yloxy)-2,3-dihydro-1H-inden-1-yl)piperidin-4-amine·3HCl (0.06 g, 0.1 mmol) in anhydrous dimethylformamide (0.5 mL) at room temperature was added 1-bromomethyl-4-fluorobenzene (0.02 g, 0.1 mmol) and *N,N*-diisopropylethylamine (0.07 g, 0.5 mmol). The resulting mixture was stirred at room temperature overnight. After this time the mixture was concentrated under reduced pressure and the resulting residue was purified by flash chromatography (silica gel, methylene chloride/methanol /30% ammonium hydroxide = 20/1/0.05) to afford the title compound as a off-white solid (0.05 g, 88%). ¹H NMR (CDCl₃, 300 MHz) 7.46 (m, 2H), 7.25 (m, 3H), 6.96 (m, 4H), 6.75 (m, 2H), 4.47 (m, 1H), 4.29 (m, 1H), 3.58 (m, 2H), 3.48 (s, 2H), 3.06-2.54 (m, 6H), 2.38 (m, 1H), 2.14-1.74 (m, 9H), 1.49 (m, 2H) ppm; MS (ES) 568.6 (M+H).

(b) Analytical Data

[00349] The following compounds were prepared using methods analogous to those described in Example 5(a) and in Scheme 5.

[00350] Compound 156: ¹H NMR (CDCl₃, 300 MHz) δ 7.64 (m, 1H), 7.48 (m, 2H), 6.95 (m, 2H), 6.76 (m, 2H), 4.68 (m, 1H), 4.44 (m, 1H), 3.53 (m, 2H), 3.18 (m, 2H), 2.85 (m, 4H), 2.47 (m, 2H), 2.24-1.79 (m, 12H), 1.46 (s, 9H) ppm; MS (ES) 558.6 (M+H).

[00351] Compound 157: ^1H NMR (CD_3OD , 300 MHz) δ 7.73 (m, 2H), 7.58 (m, 3H), 7.07 (s, 1H), 7.01 (m, 1H), 4.93 (m, 1H), 4.78 (m, 1H), 3.65 (m, 6H), 3.20 (m, 5H), 2.62 (m, 1H), 2.35 (m, 6H), 2.08 (m, 5H) ppm; MS (ES) 460.7 (M+H).

[00352] Compound 158: ^1H NMR (CDCl_3 , 300 MHz) δ 8.53 (m, 2H), 7.62 (m, 1H), 7.46 (m, 2H), 7.28 (m, 2H), 6.91 (m, 2H), 6.78 (m, 2H), 4.68 (m, 1H), 4.43 (m, 1H), 3.52 (m, 4H), 3.17 (m, 2H), 2.84 (m, 4H), 2.46 (m, 2H), 2.22-1.76 (m, 12H) ppm; MS (ES) 551.6 (M+H).

[00353] Compound 159: ^1H NMR (CDCl_3 , 300 MHz) δ 7.46 (m, 2H), 7.25 (m, 3H), 6.96 (m, 4H), 6.75 (m, 2H), 4.47 (m, 1H), 4.29 (m, 1H), 3.58 (m, 2H), 3.48 (s, 2H), 3.06-2.54 (m, 6H), 2.38 (m, 1H), 2.14-1.74 (m, 9H), 1.49 (m, 2H) ppm; MS (ES) 568.6 (M+H).

[00354] Compound 160: ^1H NMR (CDCl_3 , 300 MHz) δ 7.60 (m, 2H), 7.45 (m, 4H), 7.22 (m, 1H), 6.93 (m, 2H), 6.76 (m, 2H), 4.47 (m, 1H), 4.30 (m, 1H), 3.58 (m, 4H), 3.23 (m, 2H), 2.99 (m, 1H), 2.79 (m, 6H), 2.39 (m, 1H), 2.16-1.73 (m, 9H), 1.51 (m, 2H) ppm; MS (ES) 575.6 (M+H).

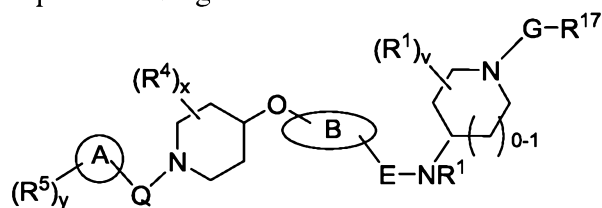
(c) Assay Data

[00355] Compounds 156-160 of Table 1 were assayed for their ability to activate AMPK using an enzyme-linked immunosorbent assay. The EC_{50} values for AMPK activation for compounds 156-160 are presented in Table 6 below, in which “A” is less than 0.5 μM ; “B” is 0.5-1 μM ; “C” is 1-100 μM ; and “D” is >100 μM :

Table 6	
Cpd No.	AMPK EC_{50}
156	B
157	D
158	B
159	B
160	A

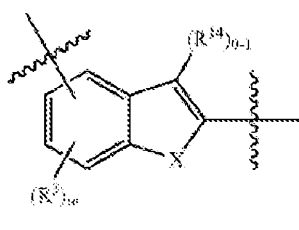
CLAIMS:

1. A compound having the structural formula



or a pharmaceutically acceptable salt, or N-oxide thereof, wherein

“B” represents



in which X is O or S;

E is -C(O);

R¹ is H, -(C₁-C₄ alkyl) or -C(O)O-(C₁-C₄ alkyl);

each R³ is substituted on a benzo or pyrido carbon of the ring system denoted by “B” and is independently selected from -(C₁-C₆ alkyl), -(C₁-C₆ haloalkyl), -(C₀-C₆ alkyl)-L-R⁷, -(C₀-C₆ alkyl)-NR⁸R⁹, -(C₀-C₆ alkyl)-OR¹⁰, -(C₀-C₆ alkyl)-C(O)R¹⁰, -(C₀-C₆ alkyl)-S(O)₀₋₂R¹⁰, -halogen, -NO₂ and -CN;

w is 0, 1, 2 or 3;

each R¹⁴ is substituted on a non-benzo, non-pyrido carbon of the ring system denoted by “B”, and is independently selected from -(C₁-C₆ alkyl), -(C₁-C₆ haloalkyl), -(C₀-C₆ alkyl)-L-R⁷, -(C₀-C₆ alkyl)-NR⁸R⁹, -(C₀-C₆ alkyl)-OR¹⁰, -(C₀-C₆ alkyl)-C(O)R¹⁰, -(C₀-C₆ alkyl)-S(O)₀₋₂R¹⁰, -halogen, -NO₂ and -CN;

each R⁴ is independently selected from -(C₁-C₆ alkyl), -(C₁-C₆ haloalkyl), -(C₀-C₆ alkyl)-L-R⁷, -(C₀-C₆ alkyl)-NR⁸R⁹, -(C₀-C₆ alkyl)-OR¹⁰, -(C₀-C₆ alkyl)-C(O)R¹⁰, -(C₀-C₆ alkyl)-S(O)₀₋₂R¹⁰, -halogen, -NO₂ and -CN, and two R⁴ on the same carbon optionally combine to form oxo;

x is 0, 1, 2, 3 or 4;

the ring system denoted by "A" is heteroaryl or aryl;

each R^5 is independently selected from $-(C_1-C_6 \text{ alkyl})$,
 $-(C_1-C_6 \text{ haloalkyl})$, $-(C_0-C_6 \text{ alkyl})-L-R^7$,
 $-(C_0-C_6 \text{ alkyl})-NR^8R^9$, $-(C_0-C_6 \text{ alkyl})-OR^{10}$,
 $-(C_0-C_6 \text{ alkyl})-C(O)R^{10}$, $-(C_0-C_6 \text{ alkyl})-S(O)_{0-2}R^{10}$, $-(C_0-C_6 \text{ alkyl})-$
 $C(O)R^{10}$, -halogen, $-NO_2$ and $-CN$; and

y is 0, 1, 2, 3 or 4;

Q and G are each independently a bond, $-CH_2-$, $-C(H)(R^{16})-$, $-C(R^{16})_2-$
 or $-S(O)_2-$;

v is 0, 1, 2, 3 or 4;

each R^{15} is independently selected from $-(C_1-C_6 \text{ alkyl})$, $-(C_1-C_6 \text{ haloalkyl})$, $-(C_0-C_6 \text{ alkyl})-L-R^7$, $-(C_0-C_6 \text{ alkyl})-NR^8R^9$, $-(C_0-C_6 \text{ alkyl})-$
 OR^{10} , $-(C_0-C_6 \text{ alkyl})C(O)R^{10}$, $-(C_0-C_6 \text{ alkyl})-S(O)_{0-2}R^{10}$, -halogen, $-NO_2$
 and $-CN$, and two R^{15} on the same carbon optionally combine to form
 oxo; and

R^{17} is Het or Ar,

in which

each L is independently selected
 from $-NR^9C(O)O-$, $-OC(O)NR^9-$, $-NR^9C(O)-NR^9-$, $-NR^9C(O)S-$,
 $-SC(O)NR^9-$, $-NR^9C(O)-$, $-C(O)-NR^9-$, $-NR^9C(S)O-$, $-OC(S)NR^9-$,
 $-NR^9C(S)-NR^9-$, $-NR^9C(S)S-$, $-SC(S)NR^9-$, $-NR^9C(S)-$, $-C(S)NR^9-$,
 $-SC(O)NR^9-$, $-NR^9C(S)-$, $-S(O)_{0-2}-$, $-C(O)O$, $-OC(O)-$, $-C(S)O-$,
 $-OC(S)-$, $-C(O)S-$, $-SC(O)-$, $-C(S)S-$, $-SC(S)-$, $-OC(O)O-$, $-SC(O)O-$,
 $-OC(O)S-$, $-SC(S)O-$, $-OC(S)S-$, $-NR^9C(NR^2)NR^9-$, $-NR^9SO_2-$,
 $-SO_2NR^9-$ and $-NR^9SO_2NR^9-$,

each R^6 , R^7 , R^8 and R^{10} is independently selected from H, $-(C_1-C_6 \text{ alkyl})$,
 $-(C_1-C_6 \text{ haloalkyl})$, $-(C_0-C_6 \text{ alkyl})-L$,
 $-(C_0-C_6 \text{ alkyl})$, $-(C_0-C_6 \text{ alkyl})-NR^9-(C_0-C_6 \text{ alkyl})$,
 $-(C_0-C_6 \text{ alkyl})-O-(C_0-C_6 \text{ alkyl})$, $-(C_0-C_6 \text{ alkyl})-C(O)$
 $-(C_0-C_6 \text{ alkyl})$ and $-(C_0-C_6 \text{ alkyl})-S(O)_{0-2}-(C_0-C_6 \text{ alkyl})$,

each R^9 is independently selected from $-H$, $-(C_1-C_4 \text{ alkyl})$ and $-C(O)O$
 $-(C_1-C_4 \text{ alkyl})$,

each G is independently $-(C_0-C_3 \text{ alkyl})-$, in which each carbon of the
 $-(C_0-C_3 \text{ alkyl})-$ is optionally and independently substituted with one or
 two R^{16} , or $-S(O)_2-$,

each R^{16} is independently selected from $-(C_1-C_6 \text{ alkyl})$,
 $-(C_1-C_6 \text{ haloalkyl})$, $-(C_0-C_6 \text{ alkyl})-L-R^7$,
 $-(C_0-C_6 \text{ alkyl})-NR^8R^9$, $-(C_0-C_6 \text{ alkyl})-OR^{10}$, $-(C_0-C_6 \text{ alkyl})-$
 $C(O)R^{10}$, $-(C_0-C_6 \text{ alkyl})-S(O)_{0-2}R^{10}$, -halogen, $-NO_2$ and $-CN$, and
 5 optionally two of R^{16} on the same carbon combine to form oxo,
 each Ar is an aryl optionally substituted with 1, 2, 3 or 4 optional substituents,
 each Het is a heteroaryl optionally substituted with 1, 2, 3 or 4 optional
 substituents,
 each Cak is cycloalkyl optionally substituted with 1, 2, 3 or 4 optional
 10 substituents,
 each Hca is heterocycloalkyl optionally substituted with 1, 2, 3 or 4 optional
 substituents, and
 each alkyl is optionally substituted optionally substituted with 1, 2, 3 or 4
 optional substituents

15 in which optional substituents on saturated carbon atoms
 are selected from $-R^{60}$, halo, $-O^-M^+$, $=O$,
 $-OR^{70}$, $-SR^{70}$, $-S^-M^+$, $=S$, $-NR^{80}R^{80}$,
 $=NR^{70}$, $=N-OR^{70}$, trihalomethyl, $-CF_3$, $-CN$,
 $-OCN$, $-SCN$, $-NO$, $-NO_2$, $=N_2$, $-N_3$,
 $-SO_2R^{70}$, $-SO_2O^-M^+$, $-SO_2OR^{70}$, $-OSO_2R^{70}$,
 $-OSO_2O^-M^+$, $-OSO_2OR^{70}$, $-P(O)(O^-)_2(M^+)_2$,
 $-P(O)(OR^{70})O^-M^+$, $-P(O)(OR^{70})_2$, $-C(O)R^{70}$,
 20 $-C(S)R^{70}$, $-C(NR^{70})R^{70}$, $-C(O)O^-M^+$, $-C(O)$
 OR^{70} , $-C(S)OR^{70}$, $-C(O)NR^{80}R^{80}$, $-C(NR^{70})$
 $NR^{80}R^{80}$, $-OC(O)R^{70}$, $-OC(S)R^{70}$, $-OC(O)O^-$
 M^+ , $-OC(O)OR^{70}$, $-OC(S)OR^{70}$, $-NR^{70}C(O)$
 R^{70} , $-NR^{70}C(S)R^{70}$, $-NR^{70}CO_2^-M^+$,
 $-NR^{70}CO_2R^{70}$, $-NR^{70}C(S)OR^{70}$, $-NR^{70}C(O)$
 $NR^{80}R^{80}$, $-NR^{70}C(NR^{70})R^{70}$ and $-NR^{70}C(NR^{70})$
 25 $NR^{80}R^{80}$;

optional substituents on unsaturated carbon atoms are selected from
 selected from $-R^{60}$, halo, $-O^-M^+$, $-OR^{70}$,
 $-SR^{70}$, $-S^-M^+$, $-NR^{80}R^{80}$, trihalomethyl, $-CF_3$,
 $-CN$, $-OCN$, $-SCN$, $-NO$, $-NO_2$, $-N_3$,
 $-SO_2R^{70}$, $-SO_3^-M^+$, $-SO_3R^{70}$, $-OSO_2R^{70}$,
 $-OSO_3^-M^+$, $-OSO_3R^{70}$, $-PO_3^{-2}(M^+)_2$, $-P(O)$
 $(OR^{70})O^-M^+$, $-P(O)(OR^{70})_2$, $-C(O)R^{70}$, $-C(S)$
 R^{70} , $-C(NR^{70})R^{70}$, $-CO_2^-M^+$, $-CO_2R^{70}$, $-C(S)$
 OR^{70} , $-C(O)NR^{80}R^{80}$, $-C(NR^{70})NR^{80}R^{80}$, $-OC$
 $(O)R^{70}$, $-OC(S)R^{70}$, $-OCO_2^-M^+$, $-OCO_2R^{70}$,
 $-OC(S)OR^{70}$, $-NR^{70}C(O)R^{70}$, $-NR^{70}C(S)R^{70}$,
 $-NR^{70}CO_2^-M^+$, $-NR^{70}CO_2R^{70}$, $-NR^{70}C(S)$
 OR^{70} , $-NR^{70}C(O)NR^{80}R^{80}$, $-NR^{70}C(NR^{70})R^{70}$
 30 and $-NR^{70}C(NR^{70})NR^{80}R^{80}$, and
 35

optional substituents on nitrogen atoms are selected from $-R^{60}$, $-O^-M^+$, $-OR^{70}$, $-SR^{70}$, $-S^-M^+$, $-NR^{80}R^{80}$, trihalomethyl, $-CF_3$, $-CN$, $-NO$, $-NO_2$, $-S(O)_2R^{70}$, $-S(O)_2O^-M^+$, $-S(O)_2OR^{70}$, $-OS(O)_2R^{70}$, $-OS(O)_2O^-M^+$, $-OS(O)_2OR^{70}$, $-P(O)(O^-)_2(M^+)_2$, $-P(O)(OR^{70})O^-M^+$, $-P(O)(OR^{70})(OR^{70})$, $-C(O)R^{70}$, $-C(S)R^{70}$, $-C(NR^{70})R^{70}$, $-C(O)OR^{70}$, $-C(S)OR^{70}$, $-C(O)NR^{80}R^{80}$, $-C(NR^{70})NR^{80}R^{80}$, $-OC(O)R^{70}$, $-OC(S)R^{70}$, $-OC(O)OR^{70}$, $-OC(S)OR^{70}$, $-NR^{70}C(O)R^{70}$, $-NR^{70}C(S)R^{70}$, $-NR^{70}C(O)OR^{70}$, $-NR^{70}C(S)OR^{70}$, $-NR^{70}C(O)NR^{80}R^{80}$, $-NR^{70}C(NR^{70})R^{70}$ and $-NR^{70}C(NR^{70})NR^{80}R^{80}$,

wherein

each R^{60} is H, alkyl or heteroalkyl;

each R^{70} is H, alkyl or heteroalkyl;

each R^{80} is H, alkyl or heteroalkyl or alternatively, two R^{80} 's, taken together with the nitrogen atom to which they are bonded, form a 5-, 6- or 7-membered heterocycloalkyl which may optionally include from 1 to 4 of the same or different additional heteroatoms selected from the group consisting of O, N and S, of which N may have $-H$ or C_1 - C_3 alkyl substitution; and

each M^+ is a counterion with a net single positive charge.

2. A compound according to claim 1, wherein X is O.

3. A compound according to claim 1, wherein no R^{14} is substituted on the furano or thieno carbon.

4. A compound according to claim 1, wherein R^{14} is substituted on the furano or thieno carbon, and wherein R^{14} is selected from $-(C_1-C_3 \text{ alkyl})$, $-(C_1-C_3 \text{ haloalkyl})$, $-(C_0-C_3 \text{ alkyl})-L-R^7$, $-(C_0-C_3 \text{ alkyl})-NR^8R^9$, $-(C_0-C_3 \text{ alkyl})-OR^{10}$, $-(C_0-C_3 \text{ alkyl})-C(O)R^{10}$, $-(C_0-C_3 \text{ alkyl})-S(O)_{0-2}R^{10}$, -halogen, $-NO_2$ and $-CN$, in which each R^7 , R^8 and R^{10} is independently selected from H, $-(C_1-C_2 \text{ alkyl})$, $-(C_1-C_2 \text{ haloalkyl})$, $-(C_0-C_2 \text{ alkyl})-L-(C_0-C_2 \text{ alkyl})$, $-(C_0-C_2 \text{ alkyl})-NR^9(C_0-C_2 \text{ alkyl})$, $-(C_0-C_2 \text{ alkyl})-O-(C_0-C_2 \text{ alkyl})$, $-(C_0-C_2 \text{ alkyl})-C(O)-(C_0-C_2 \text{ alkyl})$, and $-(C_0-C_2 \text{ alkyl})-S(O)_{0-2}-(C_0-C_2 \text{ alkyl})$.

5. A compound according to claim 1, wherein each R^{16} is independently selected from $-(C_1-C_3 \text{ alkyl})$, $-(C_1-C_3 \text{ haloalkyl})$, $-(C_0-C_3 \text{ alkyl})-L-R^7$, $-(C_0-C_3 \text{ alkyl})-NR^8R^9$, $-(C_0-C_3 \text{ alkyl})-OR^{10}$, $-(C_0-C_3 \text{ alkyl})-C(O)R^{10}$, $-(C_0-C_3 \text{ alkyl})-S(O)_{0-2}R^{10}$, -halogen, $-NO_2$ and $-CN$, and two R^{16} on the same carbon optionally combine to form an oxo, in which each R^7 , R^8 and R^{10} is independently selected from H, $-(C_1-C_2 \text{ alkyl})$, $-(C_1-C_2 \text{ haloalkyl})$, $-(C_0-C_2 \text{ alkyl})-L-(C_0-C_2 \text{ alkyl})$, $-(C_0-C_2 \text{ alkyl})-NR^9(C_0-C_2 \text{ alkyl})$, $-(C_0-C_2 \text{ alkyl})-O-(C_0-C_2 \text{ alkyl})$, $-(C_0-C_2 \text{ alkyl})-C(O)-(C_0-C_2 \text{ alkyl})$, and $-(C_0-C_2 \text{ alkyl})-S(O)_{0-2}-(C_0-C_2 \text{ alkyl})$.

6. A compound according to claim 1, wherein Q is $-CH_2-$, a single bond, $-C(O)-$, $-S(O)_2-$ or $-CH(CH_3)-$.

7. A compound according to claim 1, wherein each R^5 is independently selected from $-(C_1-C_3 \text{ alkyl})$, $-(C_1-C_3 \text{ haloalkyl})$, $-(C_0-C_3 \text{ alkyl})-L-R^7$, $-(C_0-C_3 \text{ alkyl})-NR^8R^9$, $-(C_0-C_3 \text{ alkyl})-OR^{10}$, $-(C_0-C_3 \text{ alkyl})-C(O)R^{10}$, $-(C_0-C_3 \text{ alkyl})-S(O)_{0-2}R^{10}$, -halogen, $-NO_2$ and $-CN$, in which each R^7 , R^8 and R^{10} is independently selected from H, $-(C_1-C_2 \text{ alkyl})$, $-(C_1-C_2 \text{ haloalkyl})$, $-(C_0-C_2 \text{ alkyl})-L-(C_0-C_2 \text{ alkyl})$, $-(C_0-C_2 \text{ alkyl})-NR^9(C_0-C_2 \text{ alkyl})$, $-(C_0-C_2 \text{ alkyl})-O-(C_0-C_2 \text{ alkyl})$, $-(C_0-C_2 \text{ alkyl})-C(O)-(C_0-C_2 \text{ alkyl})$ and $-(C_0-C_2 \text{ alkyl})-S(O)_{0-2}-(C_0-C_2 \text{ alkyl})$.

8. A compound according to claim 1, wherein the ring system denoted by "A" is an aryl or a heteroaryl.

9. A compound according to claim 1, wherein the ring system denoted by "A" is a phenyl.

10. A compound according to claim 1, wherein G is $-CH_2-$ or $-CH(CH_3)-$.

11. A compound according to claim 1, wherein G is $-C(O)-$ or $-S(O)_2-$.

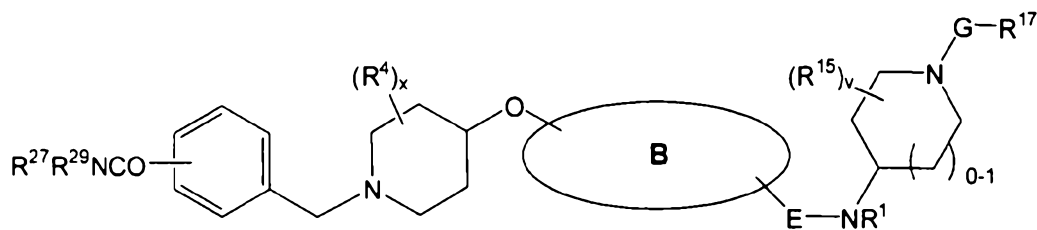
12. A compound according to claim 1, wherein each R^3 is independently selected from $-(C_1-C_3 \text{ alkyl})$, $-(C_1-C_3 \text{ haloalkyl})$, $-(C_0-C_3 \text{ alkyl})-L-R^7$, $-(C_0-C_3 \text{ alkyl})-NR^8R^9$, $-(C_0-C_3 \text{ alkyl})-OR^{10}$, $-(C_0-C_3 \text{ alkyl})-C(O)R^{10}$, $-(C_0-C_3 \text{ alkyl})-S(O)_{0-2}R^{10}$, -halogen, $-NO_2$ and $-CN$, in which each R^7 , R^8 and R^{10} is independently selected from H, $-(C_1-C_2 \text{ alkyl})$, $-(C_1-C_2 \text{ haloalkyl})$, $-(C_0-C_2 \text{ alkyl})-L-(C_0-C_2 \text{ alkyl})$, $-(C_0-C_2 \text{ alkyl})-$

$\text{NR}^9(\text{C}_0\text{-C}_2 \text{ alkyl})$, $-(\text{C}_0\text{-C}_2 \text{ alkyl})\text{-O-}(\text{C}_0\text{-C}_2 \text{ alkyl})$, $-(\text{C}_0\text{-C}_2 \text{ alkyl})\text{-C(O)-}(\text{C}_0\text{-C}_2 \text{ alkyl})$, and $-(\text{C}_0\text{-C}_2 \text{ alkyl})\text{-S(O)}_{0.2}\text{-(C}_0\text{-C}_2 \text{ alkyl})$.

13. A compound according to claim 1, wherein each R^4 is independently selected from $-(\text{C}_1\text{-C}_3 \text{ alkyl})$, $-(\text{C}_1\text{-C}_3 \text{ haloalkyl})$, $-(\text{C}_0\text{-C}_3 \text{ alkyl})\text{-L-R}^7$, $-(\text{C}_0\text{-C}_3 \text{ alkyl})\text{-NR}^8\text{R}^9$, $-(\text{C}_0\text{-C}_3 \text{ alkyl})\text{-OR}^{10}$, $-(\text{C}_0\text{-C}_3 \text{ alkyl})\text{-C(O)R}^{10}$, $-(\text{C}_0\text{-C}_3 \text{ alkyl})\text{-S(O)}_{0.2}\text{R}^{10}$, -halogen, $-\text{NO}_2$ and $-\text{CN}$, and two R^4 optionally combine to form oxo, in which each R^7 , R^8 and R^{10} is independently selected from H, $-(\text{C}_1\text{-C}_2 \text{ alkyl})$, $-(\text{C}_1\text{-C}_2 \text{ haloalkyl})$, $-(\text{C}_0\text{-C}_2 \text{ alkyl})\text{-L-(C}_0\text{-C}_2 \text{ alkyl})$, $-(\text{C}_0\text{-C}_2 \text{ alkyl})\text{-NR}^9(\text{C}_0\text{-C}_2 \text{ alkyl})$, $-(\text{C}_0\text{-C}_2 \text{ alkyl})\text{-O-(C}_0\text{-C}_2 \text{ alkyl})$, $-(\text{C}_0\text{-C}_2 \text{ alkyl})\text{-C(O)-}(\text{C}_0\text{-C}_2 \text{ alkyl})$ and $-(\text{C}_0\text{-C}_2 \text{ alkyl})\text{-S(O)}_{0.2}\text{-(C}_0\text{-C}_2 \text{ alkyl})$.

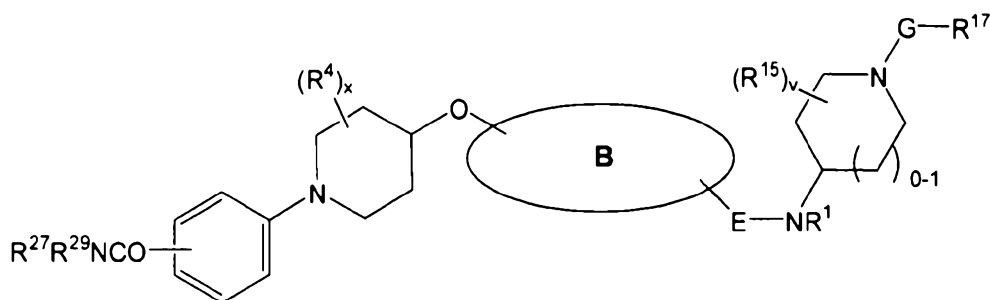
14. A compound according to claim 1, wherein each R^{15} is independently selected from $-(\text{C}_1\text{-C}_3 \text{ alkyl})$, $-(\text{C}_1\text{-C}_3 \text{ haloalkyl})$, $-(\text{C}_0\text{-C}_3 \text{ alkyl})\text{-L-R}^7$, $-(\text{C}_0\text{-C}_3 \text{ alkyl})\text{-NR}^8\text{R}^9$, $-(\text{C}_0\text{-C}_3 \text{ alkyl})\text{-OR}^{10}$, $-(\text{C}_0\text{-C}_3 \text{ alkyl})\text{-C(O)R}^{10}$, $-(\text{C}_0\text{-C}_3 \text{ alkyl})\text{-S(O)}_{0.2}\text{R}^{10}$, -halogen, $-\text{NO}_2$ and $-\text{CN}$ and two R^{15} on the same carbon optionally combine to form oxo, in which each R^7 , R^8 and R^{10} is independently selected from H, $-(\text{C}_1\text{-C}_2 \text{ alkyl})$, $-(\text{C}_1\text{-C}_2 \text{ haloalkyl})$, $-(\text{C}_0\text{-C}_2 \text{ alkyl})\text{-L-(C}_0\text{-C}_2 \text{ alkyl})$, $-(\text{C}_0\text{-C}_2 \text{ alkyl})\text{-NR}^9(\text{C}_0\text{-C}_2 \text{ alkyl})$, $-(\text{C}_0\text{-C}_2 \text{ alkyl})\text{-O-(C}_0\text{-C}_2 \text{ alkyl})$, $-(\text{C}_0\text{-C}_2 \text{ alkyl})\text{-C(O)-}(\text{C}_0\text{-C}_2 \text{ alkyl})$ and $-(\text{C}_0\text{-C}_2 \text{ alkyl})\text{-S(O)}_{0.2}\text{-(C}_0\text{-C}_2 \text{ alkyl})$.

15. A compound according to claim 1, having the structural formula



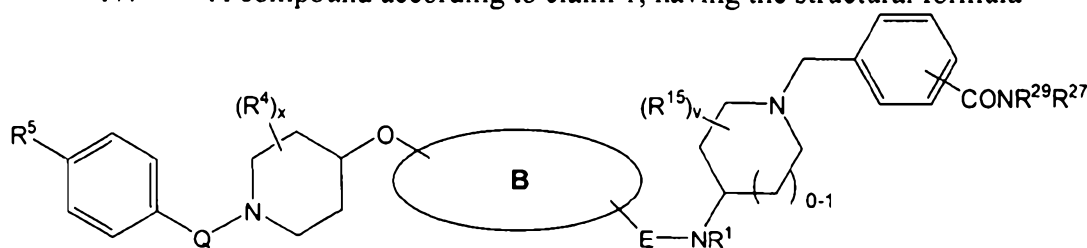
in which R^{27} is selected from H, $-(C_1-C_6 \text{ alkyl})$, $-(C_1-C_6 \text{ haloalkyl})$, $-(C_0-C_6 \text{ alkyl})-L-(C_0-C_6 \text{ alkyl})$, $-(C_0-C_6 \text{ alkyl})-NR^9(C_0-C_6 \text{ alkyl})$, $-(C_0-C_6 \text{ alkyl})-O-(C_0-C_6 \text{ alkyl})$, $-(C_0-C_6 \text{ alkyl})-C(O)-(C_0-C_6 \text{ alkyl})$, $-(C_0-C_6 \text{ alkyl})-S(O)_{0.2}-(C_0-C_6 \text{ alkyl})$, in which no heterocycloalkyl, alkyl or haloalkyl is substituted with an aryl-, heteroaryl-, cycloalkyl- or heterocycloalkyl-containing group, and R^{29} is -H, $-(C_1-C_4 \text{ alkyl})$ or $-CO-O-(C_1-C_4 \text{ alkyl})$ in which no $(C_1-C_4 \text{ alkyl})$ is substituted by an aryl, heteroaryl, cycloalkyl or heterocycloalkyl-containing group, or R^{27} and R^{29} together with the nitrogen to which they are bound form Hca.

16. A compound according to claim 1, having the structural formula



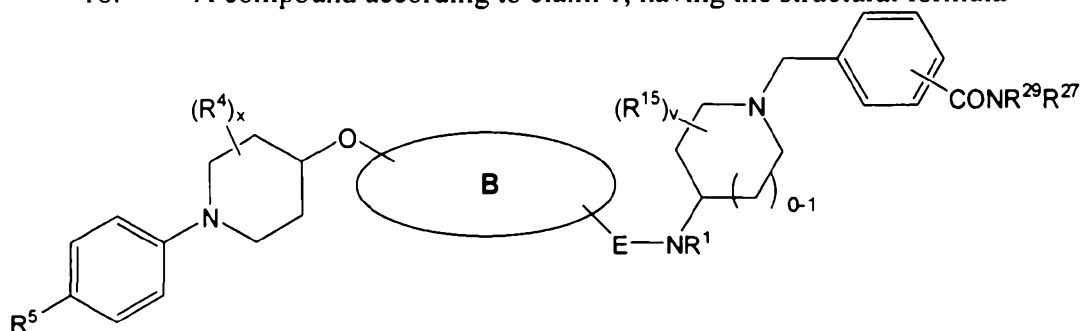
in which R^{27} is selected from H, $-(C_1-C_6 \text{ alkyl})$, $-(C_1-C_6 \text{ haloalkyl})$, $-(C_0-C_6 \text{ alkyl})-L-(C_0-C_6 \text{ alkyl})$, $-(C_0-C_6 \text{ alkyl})-NR^9(C_0-C_6 \text{ alkyl})$, $-(C_0-C_6 \text{ alkyl})-O-(C_0-C_6 \text{ alkyl})$, $-(C_0-C_6 \text{ alkyl})-C(O)-(C_0-C_6 \text{ alkyl})$, $-(C_0-C_6 \text{ alkyl})-S(O)_{0.2}-(C_0-C_6 \text{ alkyl})$, in which no heterocycloalkyl, alkyl or haloalkyl is substituted with an aryl-, heteroaryl-, cycloalkyl- or heterocycloalkyl-containing group, and R^{29} is -H, $-(C_1-C_4 \text{ alkyl})$ or $-CO-O-(C_1-C_4 \text{ alkyl})$ in which no $(C_1-C_4 \text{ alkyl})$ is substituted by an aryl, heteroaryl, cycloalkyl or heterocycloalkyl-containing group, or R^{27} and R^{29} together with the nitrogen to which they are bound form Hca.

17. A compound according to claim 1, having the structural formula



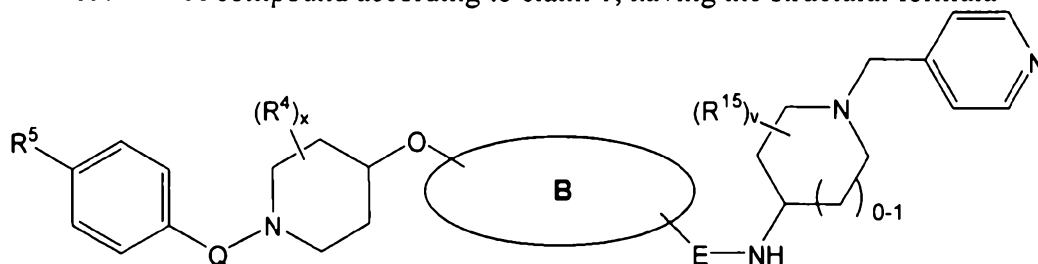
in which R^{27} is selected from H, $-(C_1-C_6 \text{ alkyl})$, $-(C_1-C_6 \text{ haloalkyl})$, $-(C_0-C_6 \text{ alkyl})-L-(C_0-C_6 \text{ alkyl})$, $-(C_0-C_6 \text{ alkyl})-NR^9(C_0-C_6 \text{ alkyl})$, $-(C_0-C_6 \text{ alkyl})-O-(C_0-C_6 \text{ alkyl})$, $-(C_0-C_6 \text{ alkyl})-C(O)-(C_0-C_6 \text{ alkyl})$, $-(C_0-C_6 \text{ alkyl})-S(O)_{0-2}-(C_0-C_6 \text{ alkyl})$, in which no heterocycloalkyl, alkyl or haloalkyl is substituted with an aryl-, heteroaryl-, cycloalkyl- or heterocycloalkyl-containing group, and R^{29} is -H, $-(C_1-C_4 \text{ alkyl})$ or $-CO-O-(C_1-C_4 \text{ alkyl})$ in which no $(C_1-C_4 \text{ alkyl})$ is substituted by an aryl, heteroaryl, cycloalkyl or heterocycloalkyl-containing group, or R^{27} and R^{29} together with the nitrogen to which they are bound form Hca.

18. A compound according to claim 1, having the structural formula

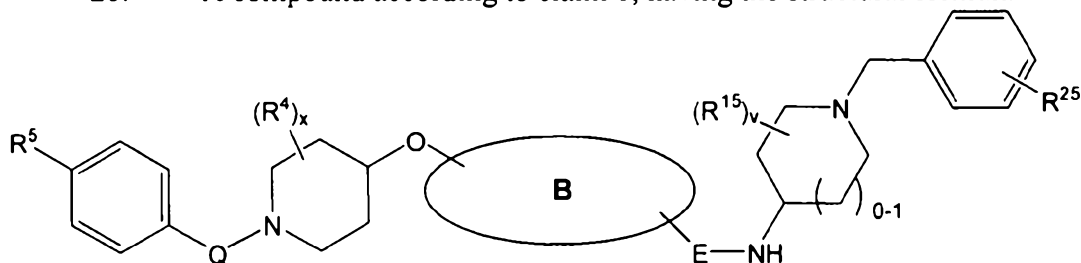


in which R^{27} is selected from H, $-(C_1-C_6 \text{ alkyl})$, $-(C_1-C_6 \text{ haloalkyl})$, $-(C_0-C_6 \text{ alkyl})-L-(C_0-C_6 \text{ alkyl})$, $-(C_0-C_6 \text{ alkyl})-NR^9(C_0-C_6 \text{ alkyl})$, $-(C_0-C_6 \text{ alkyl})-O-(C_0-C_6 \text{ alkyl})$, $-(C_0-C_6 \text{ alkyl})-C(O)-(C_0-C_6 \text{ alkyl})$, $-(C_0-C_6 \text{ alkyl})-S(O)_{0-2}-(C_0-C_6 \text{ alkyl})$, in which no heterocycloalkyl, alkyl or haloalkyl is substituted with an aryl-, heteroaryl-, cycloalkyl- or heterocycloalkyl-containing group, and R^{29} is -H, $-(C_1-C_4 \text{ alkyl})$ or $-CO-O-(C_1-C_4 \text{ alkyl})$ in which no $(C_1-C_4 \text{ alkyl})$ is substituted by an aryl, heteroaryl, cycloalkyl or heterocycloalkyl-containing group, or R^{27} and R^{29} together with the nitrogen to which they are bound form Hca.

19. A compound according to claim 1, having the structural formula

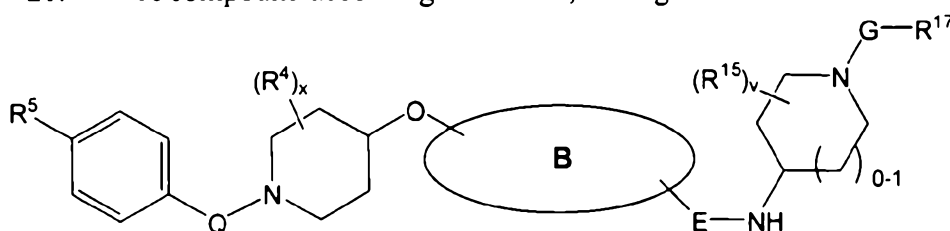


20. A compound according to claim 1, having the structural formula



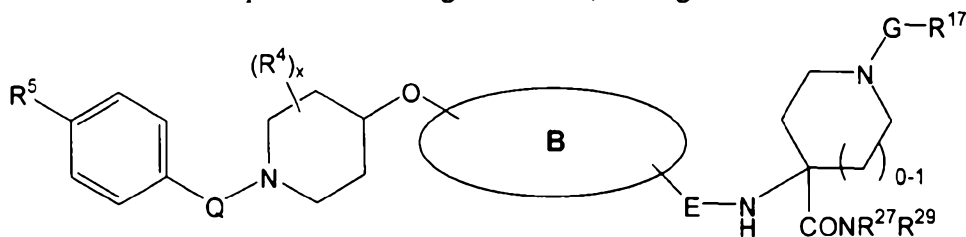
- 5 in which R^{25} is selected from halo, cyano, $-(C_1-C_4 \text{ haloalkyl})$, $-O-(C_1-C_4 \text{ haloalkyl})$, $-(C_1-C_4 \text{ alkyl})$, $-O-(C_1-C_4 \text{ alkyl})$, $-C(O)-(C_0-C_4 \text{ alkyl})$, $-C(O)O-(C_0-C_4 \text{ alkyl})$, $-C(O)N(C_0-C_4 \text{ alkyl})(C_0-C_4 \text{ alkyl})$, NO_2 and $-C(O)-Hca$ in which the Hca contains a ring nitrogen atom through which it is bound to the $-C(O)-$, in which no alkyl or haloalkyl is substituted by an aryl, heteroaryl, cycloalkyl or heterocycloalkyl-containing group.
- 10

21. A compound according to claim 1, having the structural formula



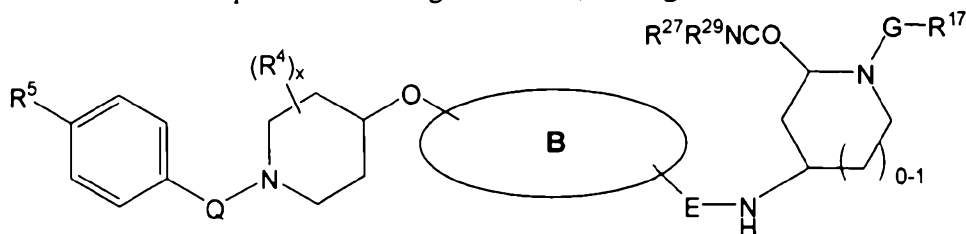
in which Q is $-C(O)-$ or $-S(O)_2-$.

22. A compound according to claim 1, having the structural formula



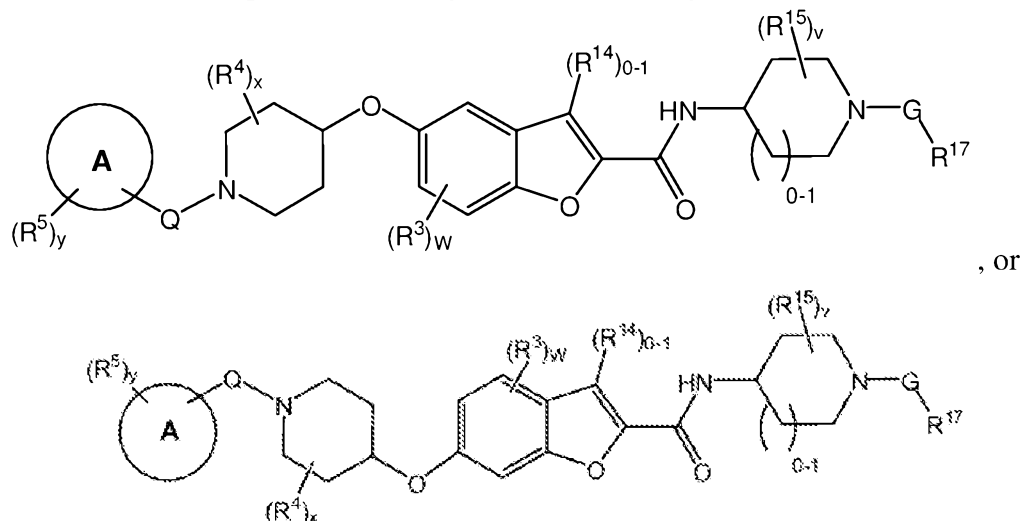
in which R^{27} is selected from H, $-(C_1-C_6 \text{ alkyl})$, $-(C_1-C_6 \text{ haloalkyl})$, $-(C_0-C_6 \text{ alkyl})-L-(C_0-C_6 \text{ alkyl})$, $-(C_0-C_6 \text{ alkyl})-NR^9(C_0-C_6 \text{ alkyl})$, $-(C_0-C_6 \text{ alkyl})-O-(C_0-C_6 \text{ alkyl})$, $-(C_0-C_6 \text{ alkyl})-C(O)-(C_0-C_6 \text{ alkyl})$, $-(C_0-C_6 \text{ alkyl})-S(O)_{0-2}-(C_0-C_6 \text{ alkyl})$, in which no heterocycloalkyl, alkyl or haloalkyl is substituted with an aryl-, heteroaryl-, cycloalkyl- or heterocycloalkyl-containing group, and R^{29} is -H, $-(C_1-C_4 \text{ alkyl})$ or $-CO-O-(C_1-C_4 \text{ alkyl})$ in which no $(C_1-C_4 \text{ alkyl})$ is substituted by an aryl, heteroaryl, cycloalkyl or heterocycloalkyl-containing group, or R^{27} and R^{29} together with the nitrogen to which they are bound form Hca.

23. A compound according to claim 1, having the structural formula



in which R^{27} is selected from H, $-(C_1-C_6 \text{ alkyl})$, $-(C_1-C_6 \text{ haloalkyl})$, $-(C_0-C_6 \text{ alkyl})-L-(C_0-C_6 \text{ alkyl})$, $-(C_0-C_6 \text{ alkyl})-NR^9(C_0-C_6 \text{ alkyl})$, $-(C_0-C_6 \text{ alkyl})-O-(C_0-C_6 \text{ alkyl})$, $-(C_0-C_6 \text{ alkyl})-C(O)-(C_0-C_6 \text{ alkyl})$, $-(C_0-C_6 \text{ alkyl})-S(O)_{0-2}-(C_0-C_6 \text{ alkyl})$, in which no heterocycloalkyl, alkyl or haloalkyl is substituted with an aryl-, heteroaryl-, cycloalkyl- or heterocycloalkyl-containing group, and R^{29} is -H, $-(C_1-C_4 \text{ alkyl})$ or $-CO-O-(C_1-C_4 \text{ alkyl})$ in which no $(C_1-C_4 \text{ alkyl})$ is substituted by an aryl, heteroaryl, cycloalkyl or heterocycloalkyl-containing group, or R^{27} and R^{29} together with the nitrogen to which they are bound form Hca.

24. A compound according to claim 1, having the structural formula



25. A compound according to any one of claims 1 to 24, wherein w is 0.

26. A compound according to any one of claims 1 to 25, wherein v is 0.

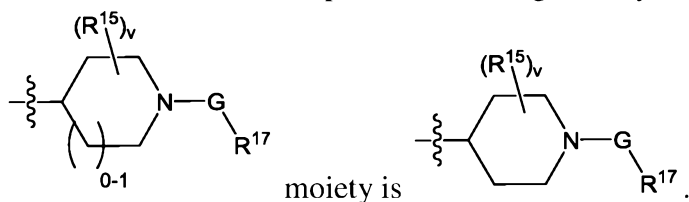
27. A compound according to any one of claims 1 to 26, wherein x is 0.

28. A compound according to any one of claims 1 to 27, wherein Q is a single bond.

29. A compound according to any one of claims 1 to 6 and 8 to 28, wherein each R⁵ is -(C₁-C₆ haloalkyl).

30. A compound according to claim 29, wherein each R⁵ is trifluoromethyl.

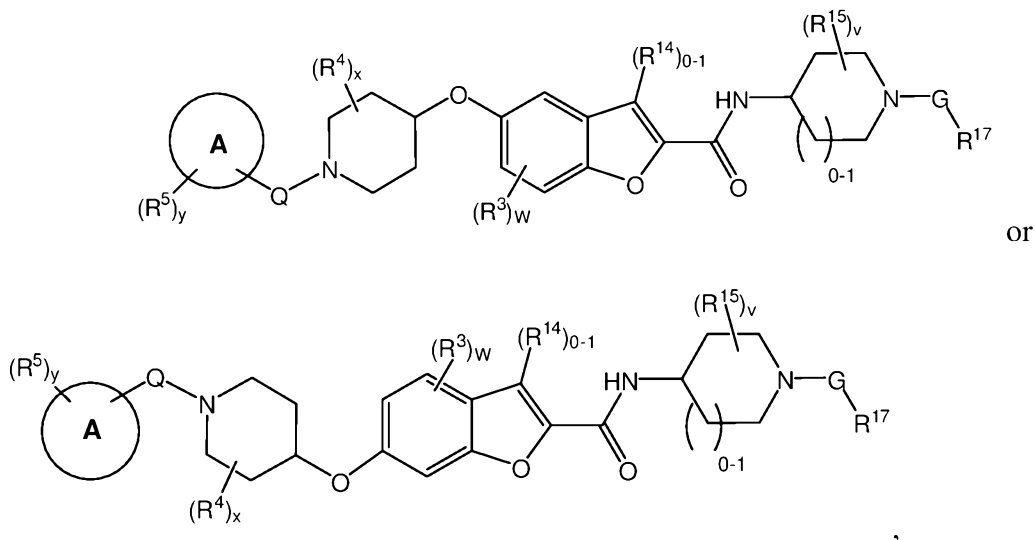
31. A compound according to any one of claims 1 to 30, wherein the



32. A compound according to any one of claims 1 to 31, wherein R¹⁷ is aryl or heteroaryl optionally substituted with 1, 2 or 3 substituents independently selected from -(C₁-C₆ alkyl), -(C₁-C₆ haloalkyl) (e.g., trifluoromethyl), -(C₀-C₆ alkyl)-L-R⁷, -(C₀-C₆ alkyl)-NR⁸R⁹, -(C₀-C₆ alkyl)-OR¹⁰, -(C₀-C₆ alkyl)-C(O)R¹⁰, -(C₀-C₆ alkyl)-S(O)₀₋₂R¹⁰, -halogen, -NO₂ and -CN.

33. A compound according to any one of claims 1 to 32, wherein R¹ is H.

34. A compound according to claim 1, having the structural formula



5 wherein

R¹ is H, -(C₁-C₄ alkyl) or -C(O)O-(C₁-C₄ alkyl);

each R³ is substituted on a benzo or pyrido carbon of the ring system denoted by “B” and is independently selected from -(C₁-C₃ alkyl), -(C₁-C₃ haloalkyl), -(C₀-C₃ alkyl)-L-R⁷, -(C₀-C₃ alkyl)-NR⁸R⁹, -(C₀-C₃ alkyl)-OR¹⁰, 10 -(C₀-C₃ alkyl)-C(O)R¹⁰, -(C₀-C₃ alkyl)-S(O)₀₋₂R¹⁰, -halogen, -NO₂ and -CN;

w is 0, 1, 2 or 3;

R¹⁴ is -(C₁-C₃ alkyl), -(C₁-C₃ haloalkyl), -(C₀-C₃ alkyl)-L-R⁷,
-(C₀-C₃ alkyl)-NR⁸R⁹, -(C₀-C₃ alkyl)-OR¹⁰, -(C₀-C₃ alkyl)-C(O)R¹⁰,
-(C₀-C₃ alkyl)-S(O)₀₋₂R¹⁰, -halogen, -NO₂ and -CN;

15 each R⁴ is independently selected from -(C₁-C₃ alkyl), -(C₁-C₃ haloalkyl), -(C₀-C₃ alkyl)-L-R⁷, -(C₀-C₃ alkyl)-NR⁸R⁹, -(C₀-C₃ alkyl)-OR¹⁰, -(C₀-C₃ alkyl)-C(O)R¹⁰, -(C₀-C₃ alkyl)-S(O)₀₋₂R¹⁰, -halogen, -NO₂ and -CN, and two R⁴ optionally combine to form oxo;

x is 0, 1, 2, 3 or 4;

the ring system denoted by “A” is monocyclic heteroaryl or phenyl;

each R⁵ is independently selected from -(C₁-C₃ alkyl), -(C₁-C₃ haloalkyl), -(C₀-C₃ alkyl)-L-R⁷, -(C₀-C₃ alkyl)-NR⁸R⁹, -(C₀-C₃ alkyl)-OR¹⁰, -(C₀-C₃ alkyl)-C(O)R¹⁰, -(C₀-C₃ alkyl)-S(O)₀₋₂R¹⁰, -halogen, -NO₂ and -CN; and

25 y is 0, 1, 2, 3 or 4;

Q is $-\text{CH}_2-$, a single bond, $-\text{C}(\text{O})-$, $-\text{S}(\text{O})_2-$ or $-\text{CH}(\text{CH}_3)-$;

G is $-\text{CH}_2-$, $-\text{C}(\text{O})-$, $-\text{S}(\text{O})_2-$ or $-\text{CH}(\text{CH}_3)-$;

v is 0, 1, 2, 3 or 4;

each R^{15} is independently selected from $-(\text{C}_1-\text{C}_3 \text{ alkyl})$,
 5 $-(\text{C}_1-\text{C}_3 \text{ haloalkyl})$, $-(\text{C}_0-\text{C}_3 \text{ alkyl})-\text{L}-\text{R}^7$, $-(\text{C}_0-\text{C}_3 \text{ alkyl})-\text{NR}^8\text{R}^9$,
 $-(\text{C}_0-\text{C}_3 \text{ alkyl})-\text{OR}^{10}$, $-(\text{C}_0-\text{C}_3 \text{ alkyl})-\text{C}(\text{O})\text{R}^{10}$, $-(\text{C}_0-\text{C}_3 \text{ alkyl})-\text{S}(\text{O})_{0-2}\text{R}^{10}$, -halogen, $-\text{NO}_2$
 and $-\text{CN}$ and two R^{15} on the same carbon optionally combine to form oxo; and

R^{17} is aryl or heteroaryl optionally substituted with 1, 2 or 3 substituents
 independently selected from $-(\text{C}_1-\text{C}_3 \text{ alkyl})$, $-(\text{C}_1-\text{C}_3 \text{ haloalkyl})$,
 10 $-(\text{C}_0-\text{C}_3 \text{ alkyl})-\text{L}-\text{R}^7$, $-(\text{C}_0-\text{C}_3 \text{ alkyl})-\text{NR}^8\text{R}^9$, $-(\text{C}_0-\text{C}_3 \text{ alkyl})-\text{OR}^{10}$,
 $-(\text{C}_0-\text{C}_3 \text{ alkyl})-\text{C}(\text{O})\text{R}^{10}$, $-(\text{C}_0-\text{C}_3 \text{ alkyl})-\text{S}(\text{O})_{0-2}\text{R}^{10}$, -halogen, $-\text{NO}_2$ and $-\text{CN}$,

in which

each L is independently selected
 from $-\text{NR}^9\text{C}(\text{O})\text{O}-$, $-\text{OC}(\text{O})\text{NR}^9-$, $-\text{NR}^9\text{C}(\text{O})-\text{NR}^9-$, $-\text{NR}^9\text{C}(\text{O})\text{S}-$, $-\text{SC}(\text{O})\text{NR}^9-$,
 15 $-\text{NR}^9\text{C}(\text{O})-$, $-\text{C}(\text{O})-\text{NR}^9-$, $-\text{NR}^9\text{C}(\text{S})\text{O}-$, $-\text{OC}(\text{S})\text{NR}^9-$, $-\text{NR}^9\text{C}(\text{S})-\text{NR}^9-$, $-\text{NR}^9\text{C}(\text{S})\text{S}-$,
 $-\text{SC}(\text{S})\text{NR}^9-$, $-\text{NR}^9\text{C}(\text{S})-$, $-\text{C}(\text{S})\text{NR}^9-$, $-\text{SC}(\text{O})\text{NR}^9-$, $-\text{NR}^9\text{C}(\text{S})-$, $-\text{S}(\text{O})_{0-2}-$, $-\text{C}(\text{O})\text{O}$,
 $-\text{OC}(\text{O})-$, $-\text{C}(\text{S})\text{O}-$, $-\text{OC}(\text{S})-$, $-\text{C}(\text{O})\text{S}-$, $-\text{SC}(\text{O})-$, $-\text{C}(\text{S})\text{S}-$, $-\text{SC}(\text{S})-$, $-\text{OC}(\text{O})\text{O}-$, $-\text{SC}(\text{O})\text{O}-$,
 $-\text{OC}(\text{O})\text{S}-$, $-\text{SC}(\text{S})\text{O}-$, $-\text{OC}(\text{S})\text{S}-$, $-\text{NR}^9\text{C}(\text{NR}^2)\text{NR}^9-$, $-\text{NR}^9\text{SO}_2-$, $-\text{SO}_2\text{NR}^9-$ and
 $-\text{NR}^9\text{SO}_2\text{NR}^9-$,

20 each R^6 , R^7 , R^8 and R^{10} is independently selected from H, $-(\text{C}_1-\text{C}_2 \text{ alkyl})$,
 $-(\text{C}_1-\text{C}_2 \text{ haloalkyl})$, $-(\text{C}_0-\text{C}_2 \text{ alkyl})-\text{L}-(\text{C}_0-\text{C}_2 \text{ alkyl})$, $-(\text{C}_0-\text{C}_2 \text{ alkyl})-\text{NR}^9(\text{C}_0-\text{C}_2 \text{ alkyl})$,
 $-(\text{C}_0-\text{C}_2 \text{ alkyl})-\text{O}-(\text{C}_0-\text{C}_2 \text{ alkyl})$, $-(\text{C}_0-\text{C}_2 \text{ alkyl})-\text{C}(\text{O})-(\text{C}_0-\text{C}_2 \text{ alkyl})$ and
 $-(\text{C}_0-\text{C}_2 \text{ alkyl})-\text{S}(\text{O})_{0-2}-(\text{C}_0-\text{C}_2 \text{ alkyl})$,

each R^9 is independently selected from -H, $-(\text{C}_1-\text{C}_4 \text{ alkyl})$ and $-\text{C}(\text{O})\text{O}-(\text{C}_1-\text{C}_4$
 25 $\text{alkyl})$ and

each alkyl is unsubstituted.

35. A compound according to claim 34, wherein w is 0.

36. A compound according to claim 34 or claim 35, wherein v is 0.

37. A compound according to any one of claims 34 to 36, wherein x is 0.

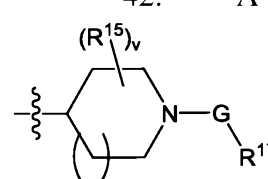
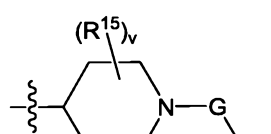
30 38. A compound according to any one of claims 34 to 37, wherein no R^{14} is
 present.

39. A compound according to any one of claims 34 to 38, wherein Q is a single bond.

40. A compound according to any one of claims 34 to 39, wherein each R⁵ is -(C₁-C₆ haloalkyl).

5 41. A compound according to claim 40, wherein each R⁵ is trifluoromethyl.

42. A compound according to any one of claims 1 to 41, wherein the moiety is

43. A compound according to claim 1, wherein the compound is

tert-butyl 4-(3-methyl-6-(1-(4-(trifluoromethyl)phenyl)piperidin-4-yloxy)benzofuran-2-carboxamido)piperidine-1-carboxylate;

3-methyl-N-(piperidin-4-yl)-6-(1-(4-(trifluoromethyl)phenyl)piperidin-4-yloxy)benzofuran-2-carboxamide;

N-(1-(4-fluorobenzyl)piperidin-4-yl)-3-methyl-6-(1-(4-(trifluoromethyl)phenyl)piperidin-4-yloxy)benzofuran-2-carboxamide;

15 N-(1-(4-cyanobenzyl)piperidin-4-yl)-3-methyl-6-(1-(4-(trifluoromethyl)phenyl)piperidin-4-yloxy)benzofuran-2-carboxamide;

3-methyl-N-(1-(pyridin-4-ylmethyl)piperidin-4-yl)-6-(1-(4-(trifluoromethyl)phenyl)piperidin-4-yloxy)benzofuran-2-carboxamide;

N-(1-(3-cyanobenzyl)piperidin-4-yl)-3-methyl-6-(1-(4-(trifluoromethyl)phenyl)piperidin-4-yloxy)benzofuran-2-carboxamide;

20 N-(1-(2-cyanobenzyl)piperidin-4-yl)-3-methyl-6-(1-(4-(trifluoromethyl)phenyl)piperidin-4-yloxy)benzofuran-2-carboxamide;

3-methyl-N-(1-(pyridin-2-ylmethyl)piperidin-4-yl)-6-(1-(4-(trifluoromethyl)phenyl)piperidin-4-yloxy)benzofuran-2-carboxamide;

25 3-methyl-N-(1-(pyridin-3-ylmethyl)piperidin-4-yl)-6-(1-(4-(trifluoromethyl)phenyl)piperidin-4-yloxy)benzofuran-2-carboxamide;

N-(1-benzylpiperidin-4-yl)-5-(1-(4-cyanobenzyl)piperidin-4-yloxy)benzofuran-2-carboxamide;

N-(1-benzylpiperidin-4-yl)-5-(1-(4-cyanophenyl)piperidin-4-yloxy)benzofuran-2-carboxamide;

N-(1-benzylpiperidin-4-yl)-5-(1-(4-chlorobenzyl)piperidin-4-yloxy)benzofuran-2-carboxamide;

5 N-(1-benzylpiperidin-4-yl)-5-(1-(3-(trifluoromethyl)benzyl)piperidin-4-yloxy)benzofuran-2-carboxamide;

N-(1-benzylpiperidin-4-yl)-5-(1-(3,4-difluorobenzyl)piperidin-4-yloxy)benzofuran-2-carboxamide;

10 N-(1-benzylpiperidin-4-yl)-5-(1-(4-(trifluoromethyl)phenyl)piperidin-4-yloxy)benzofuran-2-carboxamide;

N-(1-(pyridin-4-ylmethyl)piperidin-4-yl)-5-(1-(4-(trifluoromethyl)phenyl)piperidin-4-yloxy)benzofuran-2-carboxamide;

5-(1-(4-chlorobenzyl)piperidin-4-yloxy)-N-(1-(pyridin-4-ylmethyl)piperidin-4-yl)benzofuran-2-carboxamide;

15 N-(1-(pyridin-4-ylmethyl)piperidin-4-yl)-5-(1-(4-(trifluoromethoxy)phenyl)piperidin-4-yloxy)benzofuran-2-carboxamide;

5-(1-(4-cyanobenzyl)piperidin-4-yloxy)-N-(1-(pyridin-4-ylmethyl)piperidin-4-yl)benzofuran-2-carboxamide;

20 N-(1-benzylpiperidin-4-yl)-5-(1-(4-(trifluoromethoxy)phenyl)piperidin-4-yloxy)benzofuran-2-carboxamide;

N-(1-(pyridin-4-ylmethyl)piperidin-4-yl)-6-(1-(4-(trifluoromethyl)phenyl)piperidin-4-yloxy)benzofuran-2-carboxamide;

N-(1-(pyridin-4-ylmethyl)piperidin-4-yl)-6-(1-(4-(trifluoromethoxy)phenyl)piperidin-4-yloxy)benzofuran-2-carboxamide;

25 N-(1-(4-cyanobenzyl)piperidin-4-yl)-6-(1-(4-(trifluoromethoxy)phenyl)piperidin-4-yloxy)benzofuran-2-carboxamide;

N-(1-(4-cyanobenzyl)piperidin-4-yl)-6-(1-(4-(trifluoromethyl)phenyl)piperidin-4-yloxy)benzofuran-2-carboxamide;

30 N-(1-(4-fluorobenzyl)piperidin-4-yl)-6-(1-(4-(trifluoromethyl)phenyl)piperidin-4-yloxy)benzofuran-2-carboxamide;

N-(1-(pyridin-2-ylmethyl)piperidin-4-yl)-6-(1-(4-(trifluoromethoxy)phenyl)piperidin-4-yloxy)benzofuran-2-carboxamide;

N-(1-(pyridin-2-ylmethyl)piperidin-4-yl)-6-(1-(4-(trifluoromethyl)phenyl)piperidin-4-yloxy)benzofuran-2-carboxamide;

- N-(1-(4-fluorobenzyl)piperidin-4-yl)-6-(1-(4-(trifluoromethoxy)phenyl)piperidin-4-yloxy)benzofuran-2-carboxamide;
- N-(1-(pyridin-3-ylmethyl)piperidin-4-yl)-6-(1-(4-(trifluoromethoxy)phenyl)piperidin-4-yloxy)benzofuran-2-carboxamide;
- 5 N-(1-(pyridin-3-ylmethyl)piperidin-4-yl)-6-(1-(4-(trifluoromethyl)phenyl)piperidin-4-yloxy)benzofuran-2-carboxamide;
- N-(1-(2-cyanobenzyl)piperidin-4-yl)-6-(1-(4-(trifluoromethoxy)phenyl)piperidin-4-yloxy)benzofuran-2-carboxamide;
- N-(1-(2-cyanobenzyl)piperidin-4-yl)-6-(1-(4-(trifluoromethyl)phenyl)piperidin-10 4-yloxy)benzofuran-2-carboxamide;
- N-(1-(4-(trifluoromethyl)benzyl)piperidin-4-yl)-6-(1-(4-(trifluoromethyl)phenyl)piperidin-4-yloxy)benzofuran-2-carboxamide;
- N-(1-(4-(trifluoromethyl)benzyl)piperidin-4-yl)-5-(1-(4-(trifluoromethyl)phenyl)piperidin-4-yloxy)benzofuran-2-carboxamide;
- 15 N-(1-(pyridin-3-ylmethyl)piperidin-4-yl)-5-(1-(4-(trifluoromethyl)phenyl)piperidin-4-yloxy)benzofuran-2-carboxamide;
- tert-butyl 4-(N-methyl-5-(1-(4-(trifluoromethyl)phenyl)piperidin-4-yloxy)benzofuran-2-carboxamido)piperidine-1-carboxylate;
- N-methyl-N-(piperidin-4-yl)-5-(1-(4-(trifluoromethyl)phenyl)piperidin-4-yloxy)benzofuran-2-carboxamide;
- 20 N-methyl-N-(1-(pyridin-4-ylmethyl)piperidin-4-yl)-5-(1-(4-(trifluoromethyl)phenyl)piperidin-4-yloxy)benzofuran-2-carboxamide;
- N-(1-(pyridin-4-ylmethyl)piperidin-4-yl)-5-(1-(4-(trifluoromethyl)phenyl)piperidin-4-yloxy)benzofuran-2-carboxamide;
- 25 N-(1-(pyridin-3-ylsulfonyl)piperidin-4-yl)-6-(1-(4-(trifluoromethyl)phenyl)piperidin-4-yloxy)benzofuran-2-carboxamide;
- N-(1-(4-cyanobenzyl)piperidin-4-yl)-N-methyl-5-(1-(4-(trifluoromethyl)phenyl)piperidin-4-yloxy)benzofuran-2-carboxamide;
- N-(1-(pyridin-3-ylsulfonyl)piperidin-4-yl)-6-(1-(4-(trifluoromethoxy)phenyl)piperidin-4-yloxy)benzofuran-2-carboxamide;
- 30 N-methyl-N-(1-(pyridin-3-ylmethyl)piperidin-4-yl)-5-(1-(4-(trifluoromethyl)phenyl)piperidin-4-yloxy)benzofuran-2-carboxamide;
- N-(1-(3-cyanobenzyl)piperidin-4-yl)-N-methyl-5-(1-(4-(trifluoromethyl)phenyl)piperidin-4-yloxy)benzofuran-2-carboxamide;

N-(1-(2-cyanobenzyl)piperidin-4-yl)-N-methyl-5-(1-(4-(trifluoromethyl)phenyl)piperidin-4-yloxy)benzofuran-2-carboxamide;

N-(1-isonicotinoylpiperidin-4-yl)-6-(1-(4-(trifluoromethyl)phenyl)piperidin-4-yloxy)benzofuran-2-carboxamide;

5 N-(1-isonicotinoylpiperidin-4-yl)-5-(1-(4-(trifluoromethyl)phenyl)piperidin-4-yloxy)benzofuran-2-carboxamide;

N-(1-benzylpiperidin-4-yl)-5-(1-(4-carbamoylbenzyl)piperidin-4-yloxy)benzofuran-2-carboxamide;

10 N-methyl-N-(1-(pyridin-2-ylmethyl)piperidin-4-yl)-5-(1-(4-(trifluoromethyl)phenyl)piperidin-4-yloxy)benzofuran-2-carboxamide;

N-(1-isonicotinoylpiperidin-4-yl)-N-methyl-5-(1-(4-(trifluoromethyl)phenyl)piperidin-4-yloxy)benzofuran-2-carboxamide;

N-methyl-N-(1-(4-(trifluoromethyl)benzyl)piperidin-4-yl)-5-(1-(4-(trifluoromethyl)phenyl)piperidin-4-yloxy)benzofuran-2-carboxamide;

15 (R)-N-(1-(pyridin-4-ylmethyl)pyrrolidin-3-yl)-5-(1-(4-(trifluoromethyl)phenyl)piperidin-4-yloxy)benzofuran-2-carboxamide;

(R)-N-(1-(pyridin-3-ylmethyl)pyrrolidin-3-yl)-5-(1-(4-(trifluoromethyl)phenyl)piperidin-4-yloxy)benzofuran-2-carboxamide;

20 (R)-N-(1-(pyridin-2-ylmethyl)pyrrolidin-3-yl)-5-(1-(4-(trifluoromethyl)phenyl)piperidin-4-yloxy)benzofuran-2-carboxamide;

(R)-N-(1-isonicotinoylpyrrolidin-3-yl)-5-(1-(4-(trifluoromethyl)phenyl)piperidin-4-yloxy)benzofuran-2-carboxamide;

(R)-N-(1-(pyridin-3-ylsulfonyl)pyrrolidin-3-yl)-5-(1-(4-(trifluoromethyl)phenyl)piperidin-4-yloxy)benzofuran-2-carboxamide;

25 (S)-5-(1-(4-chlorobenzyl)piperidin-4-yloxy)-N-(pyrrolidin-3-yl)benzofuran-2-carboxamide;

(S)-5-(1-(4-chlorobenzyl)piperidin-4-yloxy)-N-(1-(pyridin-4-ylmethyl)pyrrolidin-3-yl)benzofuran-2-carboxamide;

30 (S)-5-(1-(4-chlorobenzyl)piperidin-4-yloxy)-N-(1-(pyridin-3-ylmethyl)pyrrolidin-3-yl)benzofuran-2-carboxamide;

5-(1-(4-carbamoylbenzyl)piperidin-4-yloxy)-N-(1-(pyridin-4-ylmethyl)piperidin-4-yl)benzofuran-2-carboxamide;

5-(1-(4-carbamoylbenzyl)piperidin-4-yloxy)-N-(1-isonicotinoylpiperidin-4-yl)benzofuran-2-carboxamide;

5-(1-(4-carbamoylbenzyl)piperidin-4-yloxy)-N-(1-(4-cyanobenzyl)piperidin-4-yl)benzofuran-2-carboxamide;

5-(1-(4-carbamoylphenyl)piperidin-4-yloxy)-N-(1-(pyridin-4-ylmethyl)piperidin-4-yl)benzofuran-2-carboxamide;

5 5-(1-(4-carbamoylphenyl)piperidin-4-yloxy)-N-(1-isonicotinoylpiperidin-4-yl)benzofuran-2-carboxamide;

5-(1-(4-carbamoylphenyl)piperidin-4-yloxy)-N-(1-(4-cyanobenzyl)piperidin-4-yl)benzofuran-2-carboxamide, formate salt;

10 N-(1-(pyridin-4-ylmethyl)piperidin-4-yl)-5-(1-(4-(trifluoromethoxy)phenyl)piperidin-4-yloxy)benzo[b]thiophene-2-carboxamide;

N-(1-(pyridin-4-ylmethyl)piperidin-4-yl)-5-(1-(4-(trifluoromethyl)phenyl)piperidin-4-yloxy)benzo[b]thiophene-2-carboxamide;

N-(1-(pyridin-4-ylmethyl)piperidin-4-yl)-5-(1-(4-chlorophenyl)piperidin-4-yloxy)benzo[b]thiophene-2-carboxamide;

15 N-(1-(pyridin-4-ylmethyl)piperidin-4-yl)-6-(1-(4-(trifluoromethyl)phenyl)piperidin-4-yloxy)benzo[b]thiophene-2-carboxamide;

N-(1-(pyridin-2-ylmethyl)piperidin-4-yl)-6-(1-(4-(trifluoromethyl)phenyl)piperidin-4-yloxy)benzo[b]thiophene-2-carboxamide;

20 N-(1-(4-cyanobenzyl)piperidin-4-yl)-6-(1-(4-(trifluoromethyl)phenyl)piperidin-4-yloxy)benzo[b]thiophene-2-carboxamide;

N-(1-(3-cyanobenzyl)piperidin-4-yl)-6-(1-(4-(trifluoromethyl)phenyl)piperidin-4-yloxy)benzo[b]thiophene-2-carboxamide;

N-(1-(2-cyanobenzyl)piperidin-4-yl)-6-(1-(4-(trifluoromethyl)phenyl)piperidin-4-yloxy)benzo[b]thiophene-2-carboxamide;

25 3-chloro-N-(1-(pyridin-4-ylmethyl)piperidin-4-yl)-6-(1-(4-(trifluoromethyl)phenyl)piperidin-4-yloxy)benzo[b]thiophene-2-carboxamide;

3-chloro-N-(1-(pyridin-3-ylmethyl)piperidin-4-yl)-6-(1-(4-(trifluoromethyl)phenyl)piperidin-4-yloxy)benzo[b]thiophene-2-carboxamide;

30 3-chloro-N-(1-(pyridin-2-ylmethyl)piperidin-4-yl)-6-(1-(4-(trifluoromethyl)phenyl)piperidin-4-yloxy)benzo[b]thiophene-2-carboxamide;

3-chloro-N-(1-(4-cyanobenzyl)piperidin-4-yl)-6-(1-(4-(trifluoromethyl)phenyl)piperidin-4-yloxy)benzo[b]thiophene-2-carboxamide; or

3-chloro-N-(1-isonicotinoylpiperidin-4-yl)-6-(1-(4-(trifluoromethyl)phenyl)piperidin-4-yloxy)benzo[b]thiophene-2-carboxamide.

44. A pharmaceutical composition comprising at least one pharmaceutically acceptable carrier, diluent or excipient; and a compound according to any one of claims 1 to 43.

45. A method for activating the AMPK pathway in a cell, the method
5 comprising contacting the cell with an effective amount of a compound according to any one of claims 1 to 43.

Rigel Pharmaceuticals, Inc.

Patent Attorneys for the Applicant/Nominated Person
SPRUSON & FERGUSON