



US00D601779S

(12) **United States Design Patent**
Escoto

(10) **Patent No.:** **US D601,779 S**
(45) **Date of Patent:** **** Oct. 13, 2009**

(54) **PANT**

(76) **Inventor:** **Roland Escoto**, P.O. Box 806022, Los Angeles, CA (US) 90086

(**) **Term:** **14 Years**

(21) **Appl. No.:** **29/334,979**

(22) **Filed:** **Apr. 6, 2009**

Related U.S. Application Data

(62) Division of application No. 29/305,336, filed on Mar. 18, 2008, now Pat. No. Des. 589,680.

(51) **LOC (9) Cl.** **02-02**

(52) **U.S. Cl.** **D2/742**

(58) **Field of Classification Search** D2/731, D2/738, 742; 2/79, 227, 228, 236–238
See application file for complete search history.

(56) **References Cited**

U.S. PATENT DOCUMENTS

D4,938 S *	5/1871	Wetmore	D2/712
3,323,140 A *	6/1967	Morris	2/227
D262,325 S *	12/1981	Miller et al.	D2/742
D268,143 S *	3/1983	Hattori	D2/742

D269,560 S *	7/1983	Sheppard et al.	D2/742
5,598,586 A *	2/1997	Munjone	2/237
D381,789 S *	8/1997	Katz	D2/742
5,794,268 A *	8/1998	Pessey	2/227
D473,694 S *	4/2003	Lyden	D2/742
D572,431 S *	7/2008	Peters	D2/742

* cited by examiner

Primary Examiner—Ian Simmons

Assistant Examiner—R. Johnson

(74) *Attorney, Agent, or Firm*—Fulwider Patton LLP

(57) **CLAIM**

The ornamental design for a pant, as shown and described.

DESCRIPTION

FIG. 1 is a top plan view of a pant showing my new design;

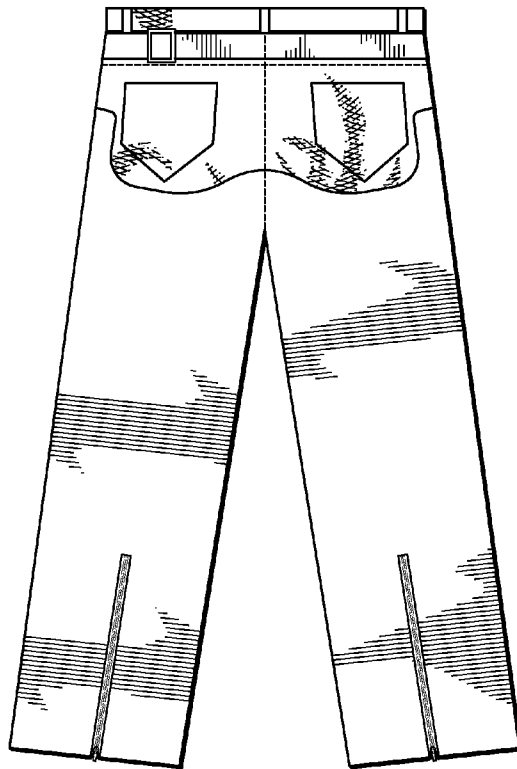
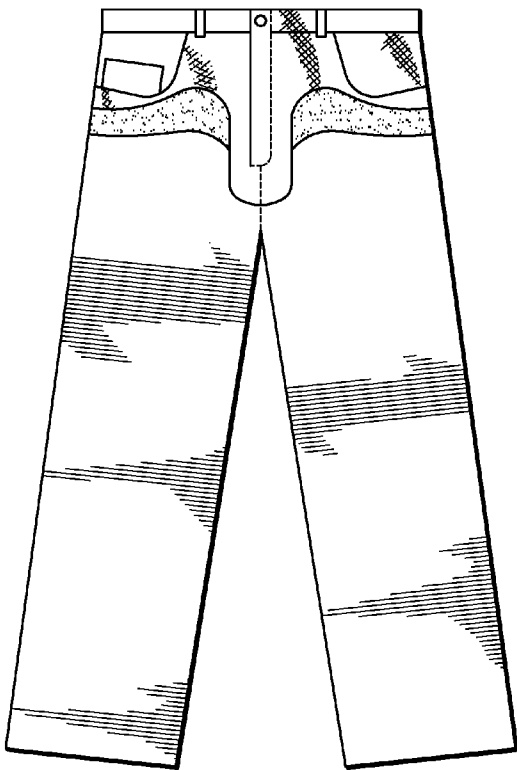
FIG. 2 is a bottom plan view thereof;

FIG. 3 is a top plan view of a second embodiment of the pant; and,

FIG. 4 is a bottom plan view thereof.

The broken lines shown in throughout the views represent the portion of the design, which forms no part of the claim.

1 Claim, 2 Drawing Sheets



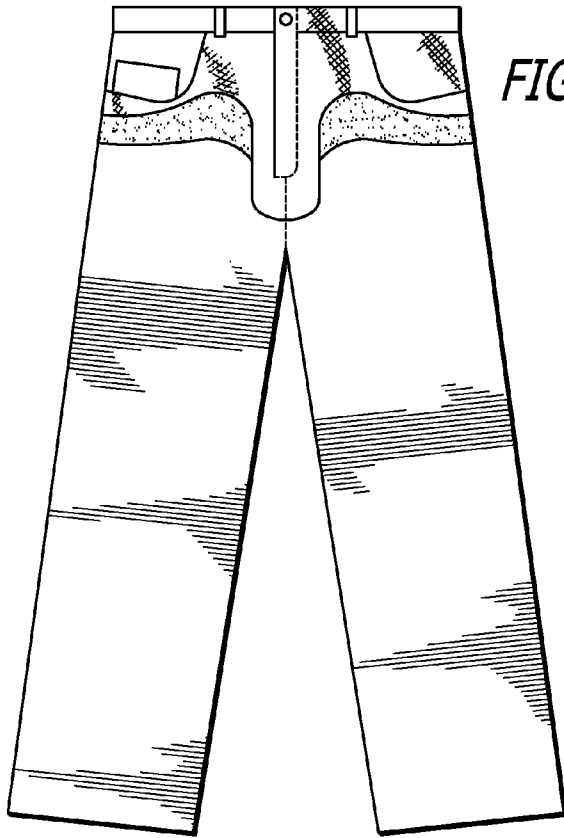


FIG. 1

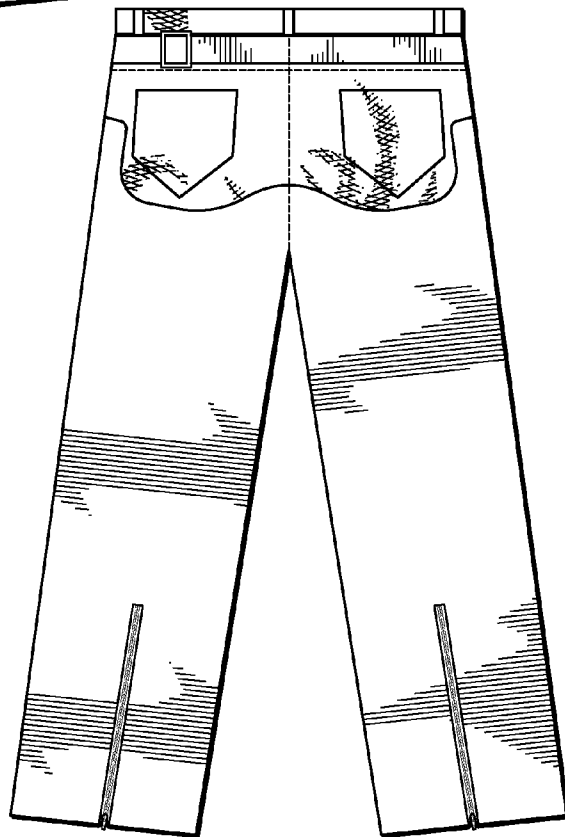


FIG. 2

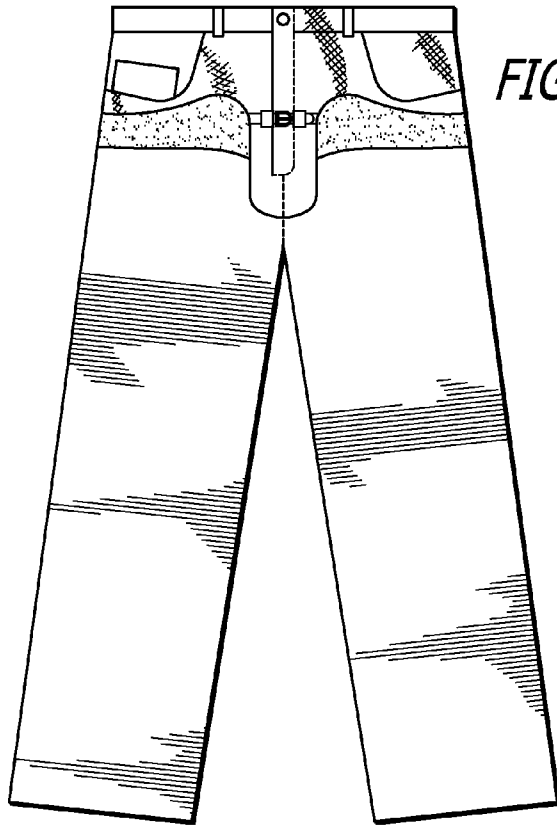


FIG. 3

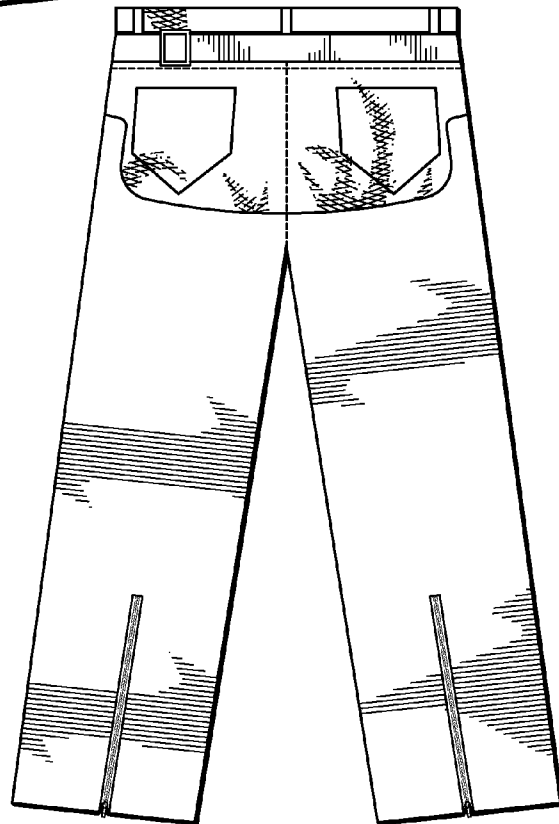


FIG. 4