



US00D724824S

(12) **United States Design Patent**  
**Tadros**

(10) **Patent No.:** **US D724,824 S**

(45) **Date of Patent:** **\*\* Mar. 24, 2015**

(54) **SLIPPER**

(71) Applicant: **Leila Tadros**, Parlin, NJ (US)

(72) Inventor: **Leila Tadros**, Parlin, NJ (US)

(73) Assignee: **IdeaVillage Products, Corp.**, Wayne, NJ (US)

(\*\*) Term: **14 Years**

(21) Appl. No.: **29/474,374**

(22) Filed: **Aug. 25, 2014**

(51) **LOC (10) Cl.** ..... **02-04**

(52) **U.S. Cl.**  
USPC ..... **D2/919**

(58) **Field of Classification Search**

CPC ..... A41B 11/00; A43B 1/04; A43B 5/08;  
A43B 3/16  
USPC ..... D02/897, 898-900, 903, 907, 948, 969,  
D02/972-974, 980, 984, 989; 36/45, 50.1,  
36/83, 77 M, 77 R, 88, 113, 114, 126-131  
See application file for complete search history.

(56) **References Cited**

U.S. PATENT DOCUMENTS

D60,785 S \* 4/1922 Herig ..... D2/919  
D64,896 S \* 6/1924 Novitske ..... D2/919

1,742,176 A \* 12/1929 Hebig ..... 36/8.1  
3,416,174 A \* 12/1968 Novitske ..... 12/142 E  
3,492,674 A \* 2/1970 Poole ..... 2/239  
D412,776 S \* 8/1999 Biedermann ..... D2/919  
D512,816 S \* 12/2005 Hall ..... D2/909  
D558,433 S \* 1/2008 Cagner ..... D2/919  
D672,940 S \* 12/2012 Zweiback ..... D2/896

\* cited by examiner

*Primary Examiner* — Ian Simmons

*Assistant Examiner* — Rashida C McCoy

(74) *Attorney, Agent, or Firm* — Dan DeLaRosa


(57) **CLAIM**

The ornamental design for slipper, as shown and described.

**DESCRIPTION**

FIG. 1 is a front perspective view of the slipper of the present invention showing my new design;  
FIG. 2 is front side elevational view thereof;  
FIG. 3 is back side elevational view thereof;  
FIG. 4 is a side elevational view thereof;  
FIG. 5 is another side elevational view thereof;  
FIG. 6 is a top plan view thereof; and,  
FIG. 7 is a bottom plan view thereof.  
The broken lines on the vamp, bottom, heel and along the opening of the slipper represent unclaimed subject matter and form no part of the claim.

**1 Claim, 6 Drawing Sheets**






FIG. 1

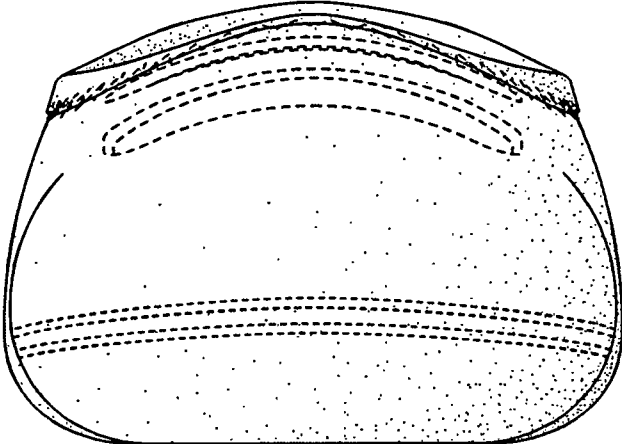


FIG. 2

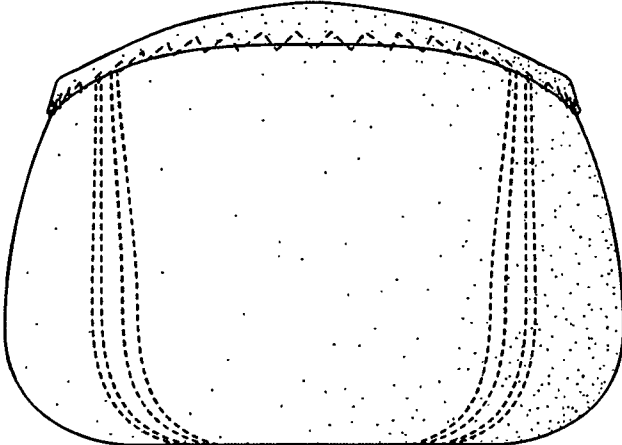


FIG. 3

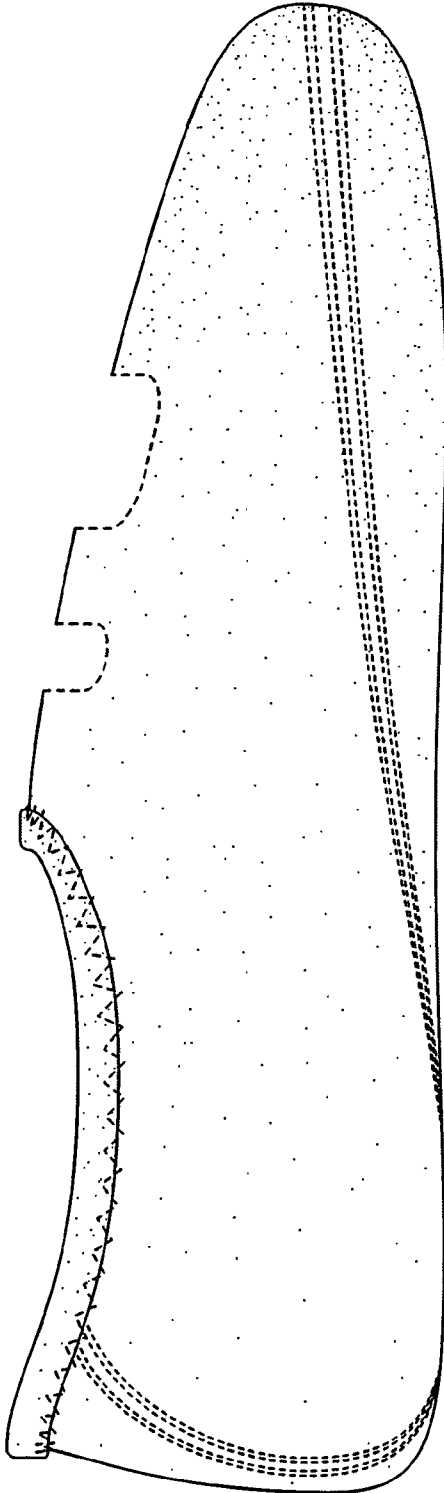


FIG. 4

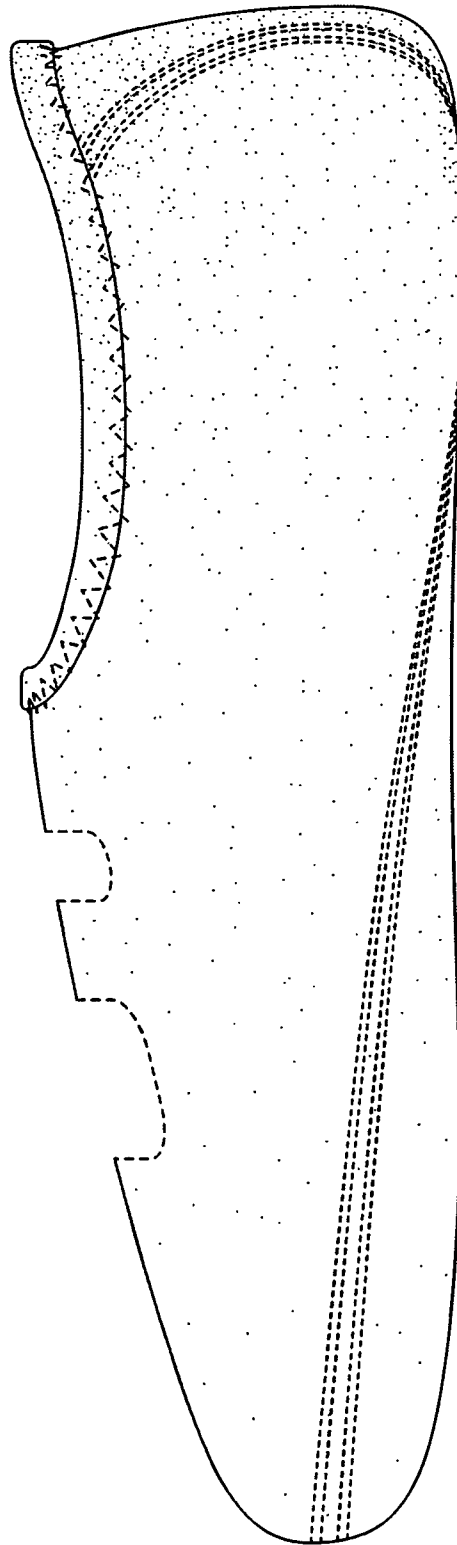


FIG. 5

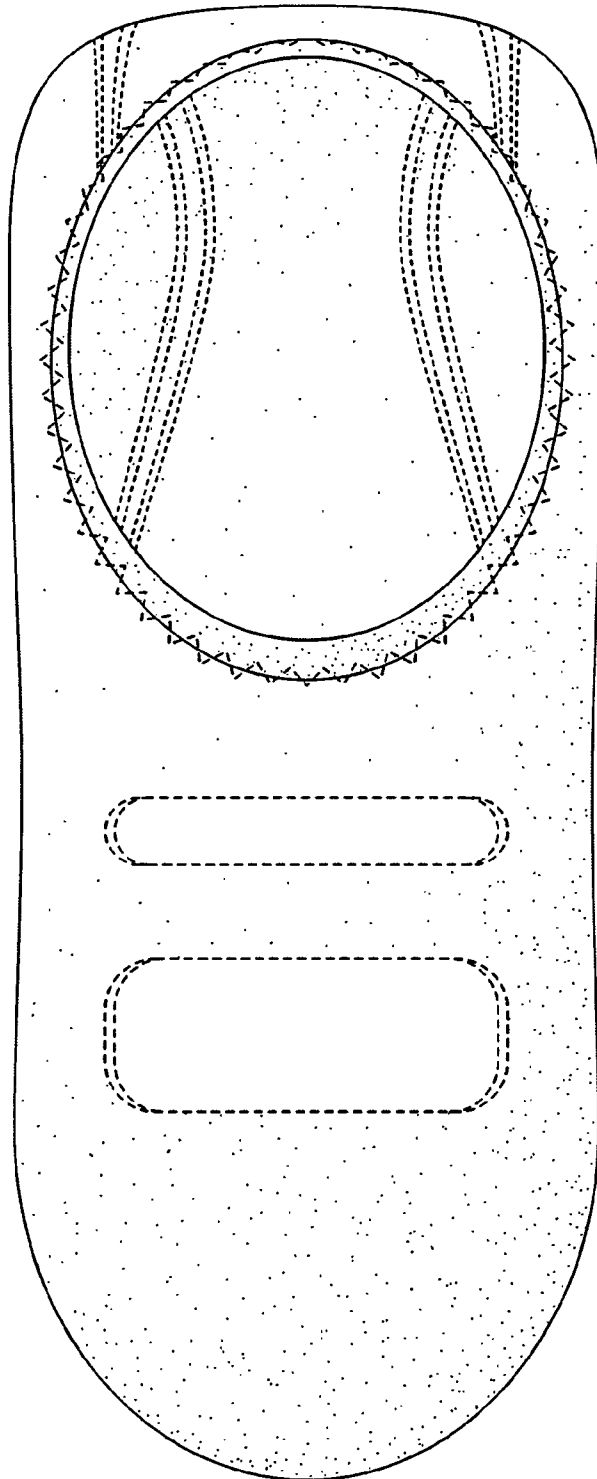


FIG. 6

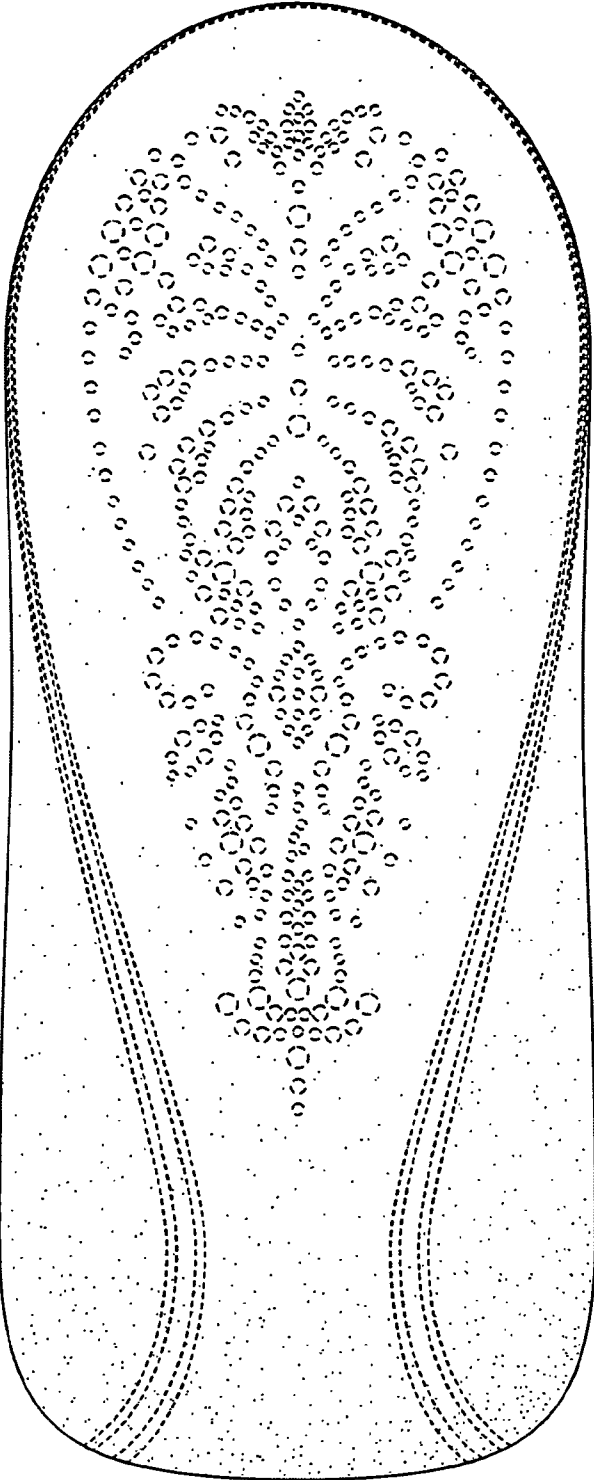


FIG. 7