



US00D862717S

(12) **United States Design Patent**
Khubani et al.

(10) **Patent No.:** **US D862,717 S**

(45) **Date of Patent:** **** Oct. 8, 2019**

- (54) **SKIN TREATMENT APPARATUS**
- (71) Applicant: **DaVinci II CSJ, LLC**, Fairfield, NJ (US)
- (72) Inventors: **Ajit Khubani**, Saddle River, NJ (US); **Damian Mucaro**, Hackensack, NJ (US)
- (73) Assignee: **DaVinci II CSJ, LLC**, Fairchild, NJ (US)

8,968,281 B2 * 3/2015 Krishnan A61N 5/0616
606/9
D738,516 S * 9/2015 Karim D24/200
9,265,967 B2 * 2/2016 Bouboulis A61N 5/0613
9,333,371 B2 * 5/2016 Bean A61N 5/0616
D795,423 S * 8/2017 Chen D24/133
D827,842 S * 9/2018 Bainton D24/200
D827,843 S * 9/2018 Bainton D24/200

(**) Term: **15 Years**
(21) Appl. No.: **29/646,982**

- (22) Filed: **May 8, 2018**
- (51) **LOC (12) Cl.** **28-03**
- (52) **U.S. Cl.** **D24/200**
USPC **D24/200**
- (58) **Field of Classification Search**
USPC D24/200, 206, 209-210, 214-215, 133,
D24/146; 604/289; 601/6; 606/131
CPC A61H 7/008; A61H 7/00; A61H 7/001;
A61H 7/003; A61H 7/004; A61H 7/005;
A61H 9/005; A61H 9/0057; A61H
2201/0153; A61H 2201/0157; A61H
2201/1253; A61H 2205/00; A61H
2205/022; A61N 5/0613; A61N 5/0616;
A61N 2005/0644
See application file for complete search history.

(56) **References Cited**

U.S. PATENT DOCUMENTS

8,475,507 B2 * 7/2013 Dewey A61N 5/0616
607/89
D695,903 S * 12/2013 Tamsiran D24/209

OTHER PUBLICATIONS

Vacuum Blackhead Removal, Mini LOP Electric Blackhead Acne Remover Facial Pore Cleanser Cleaner Black Head Extractor with USB Rechargeable Comedo Suction Tool (Rose Gold). Dec. 28, 2017. Retrieved May 16, 2019. Available at <https://www.amazon.com/Blackhead-MINI-LOP-Extractor-Rechargeable/dp/B074W7CNDQ>.*

* cited by examiner

Primary Examiner — Wan Laymon
(74) *Attorney, Agent, or Firm* — Cooper & Dunham LLP

(57) **CLAIM**

The ornamental design for a skin treatment apparatus, as shown and described.

DESCRIPTION

FIG. 1 is a front perspective view of a skin treatment apparatus in accordance with the present design;
FIG. 2 is a front view thereof;
FIG. 3 is a back view thereof;
FIG. 4 is a right side view thereof;
FIG. 5 is a left side view thereof;
FIG. 6 is a top view thereof; and,
FIG. 7 is a bottom view thereof.

1 Claim, 4 Drawing Sheets

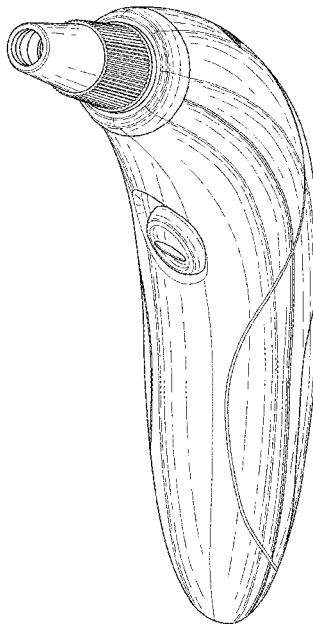


FIG. 1

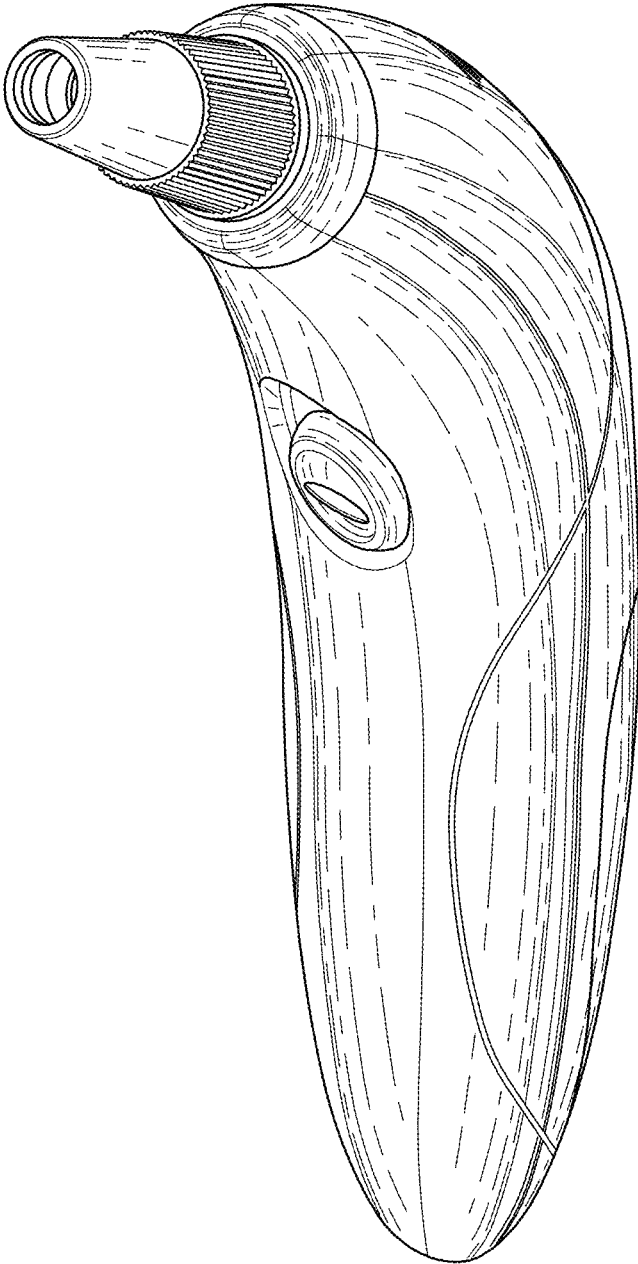


FIG. 2

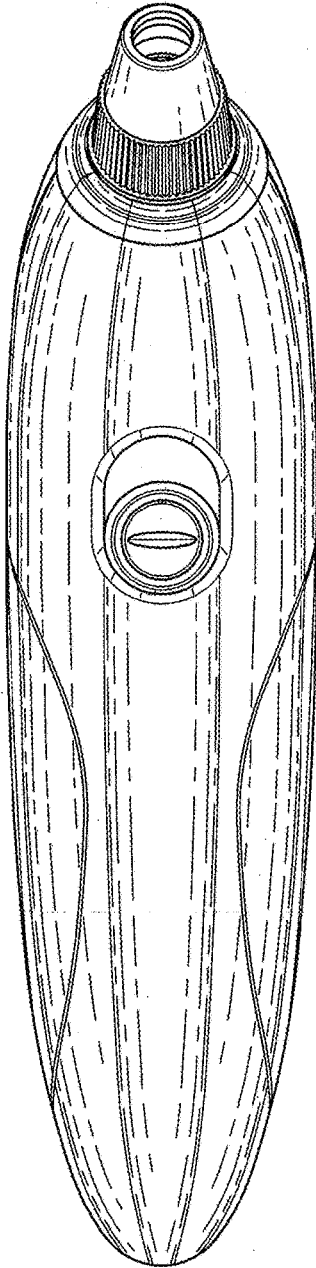


FIG. 3

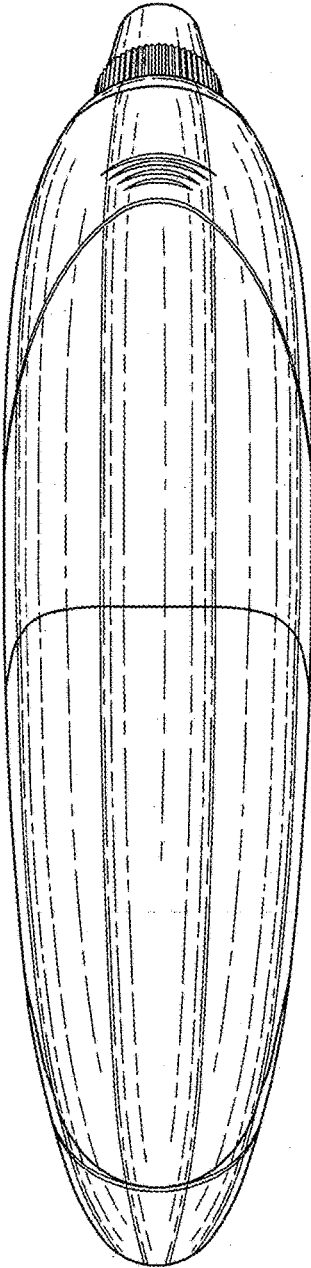


FIG. 4

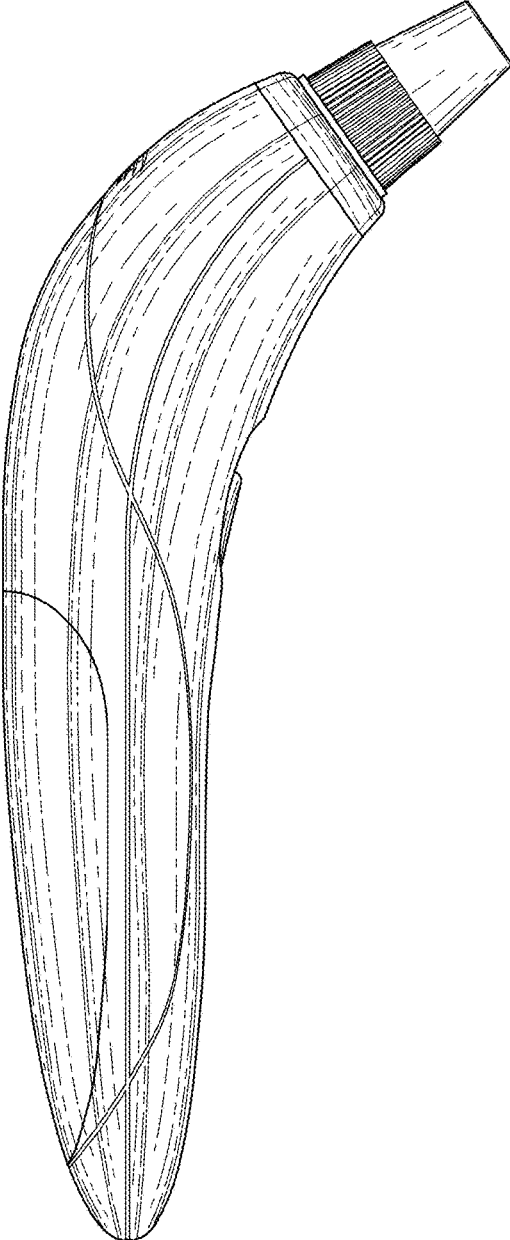


FIG. 5

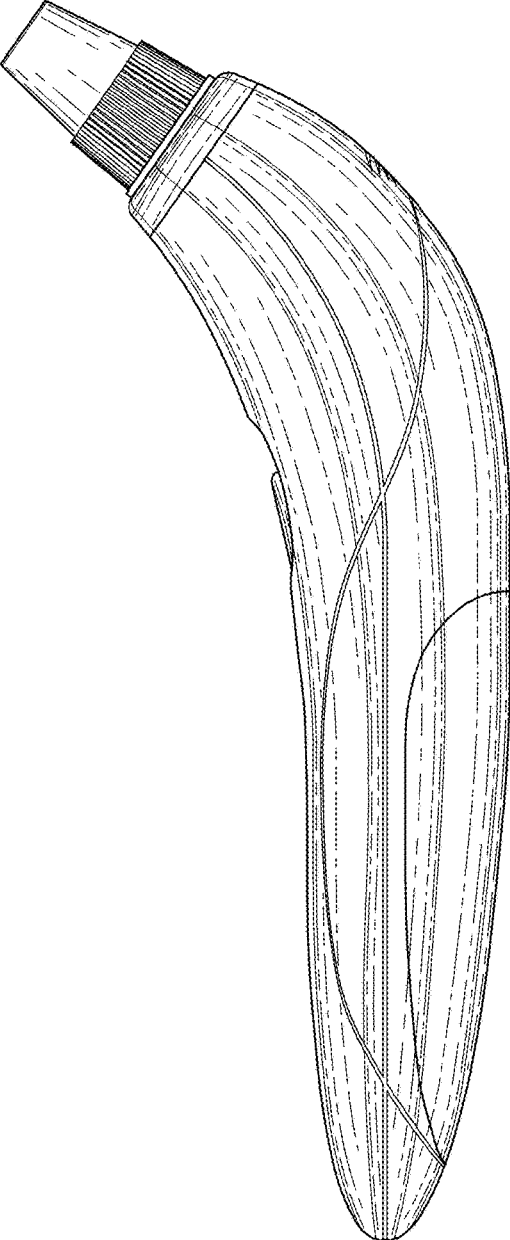


FIG. 6

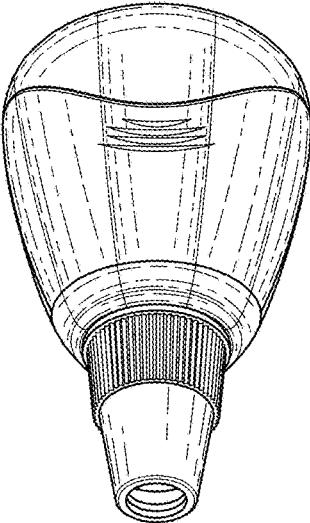


FIG. 7

