



US00D731375S

(12) **United States Design Patent**
Roberts et al.

(10) **Patent No.:** **US D731,375 S**

(45) **Date of Patent:** **** *Jun. 9, 2015**

(54) **VEHICLE MIRROR**

(75) Inventors: **Thomas L. Roberts**, Mukwonago, WI (US); **Tandrea L. Sperfslage**, West Bend, WI (US); **Brian D. Neeley**, West Bend, WI (US); **Bart T. Mayer**, Fond du Lac, WI (US)

(73) Assignee: **VELVAC INCORPORATED**, New Berlin, WI (US)

(*) Notice: This patent is subject to a terminal disclaimer.

(**) Term: **14 Years**

(21) Appl. No.: **29/321,836**

(22) Filed: **Jul. 24, 2008**

(51) **LOC (10) Cl.** **12-16**

(52) **U.S. Cl.**
USPC **D12/187**

(58) **Field of Classification Search**
USPC D12/187-189, 96; D6/300, 309;
359/838, 841, 843, 844, 868, 871, 872,
359/604, 881, 514, 866; 248/479-483,
248/475.1

See application file for complete search history.

(56) **References Cited**

U.S. PATENT DOCUMENTS

6,582,087 B2 * 6/2003 Whitehead et al. 359/841
D489,658 S * 5/2004 Metros et al. D12/187

7,216,993 B2 * 5/2007 Murray 359/841
2005/0259340 A1 * 11/2005 Fimeri et al. 359/879
2006/0103957 A1 * 5/2006 Olijnyk et al. 359/872

OTHER PUBLICATIONS

Mirror shown by the enclosed drawings, 6 pages.

* cited by examiner

Primary Examiner — Katrina A Betton

(74) *Attorney, Agent, or Firm* — Schiff Hardin LLP

(57) **CLAIM**

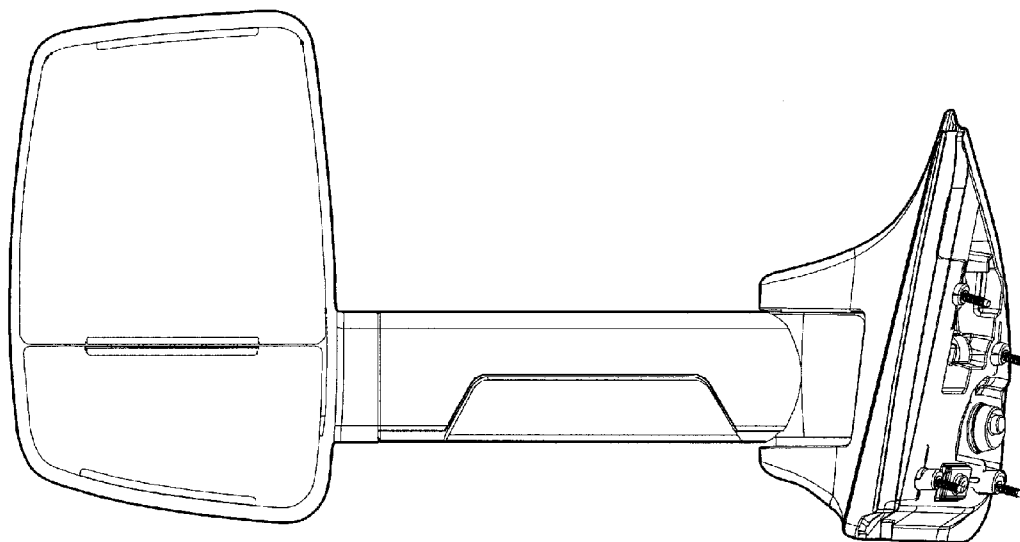
The ornamental design for a vehicle mirror, as shown and described.

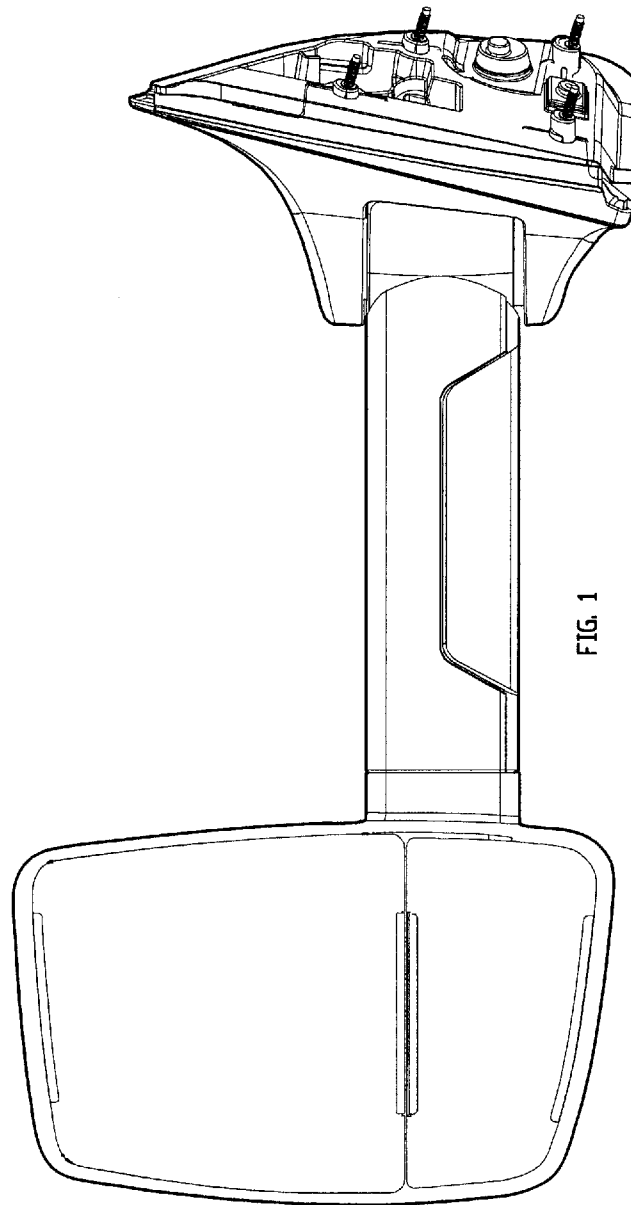
DESCRIPTION

The Vehicle Mirror shown and described herein is similar to the vehicle mirrors shown and described in the following design applications filed on even date herewith: Design application Ser. No. 29/321,843; Design application Ser. No. 29/321,841; Design application Ser. No. 29/321,832; and, Design application Ser. No. 29/321,829, all filed on Jul. 24, 2008.

FIG. 1 is a front view of a left vehicle mirror;
FIG. 2 is a top view of a left vehicle mirror;
FIG. 3 is a bottom view of a left vehicle mirror;
FIG. 4 is a back view of a left vehicle mirror;
FIG. 5 is a left side view of a left vehicle mirror;
FIG. 6 is a right side view of a left vehicle mirror; and,
FIG. 7 is a perspective view of a left vehicle mirror.
The second embodiment is a mirror image of the left vehicle mirror shown in FIGS. 1-7 and is not illustrated.

1 Claim, 7 Drawing Sheets





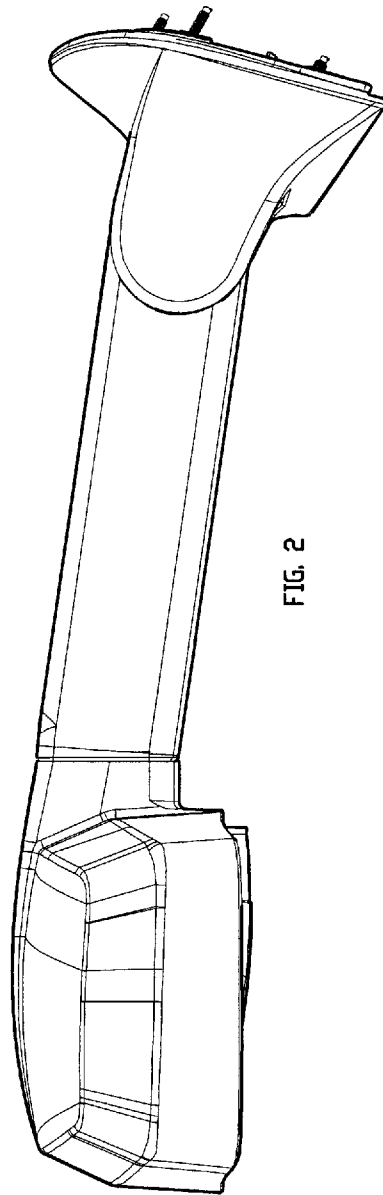


FIG. 2

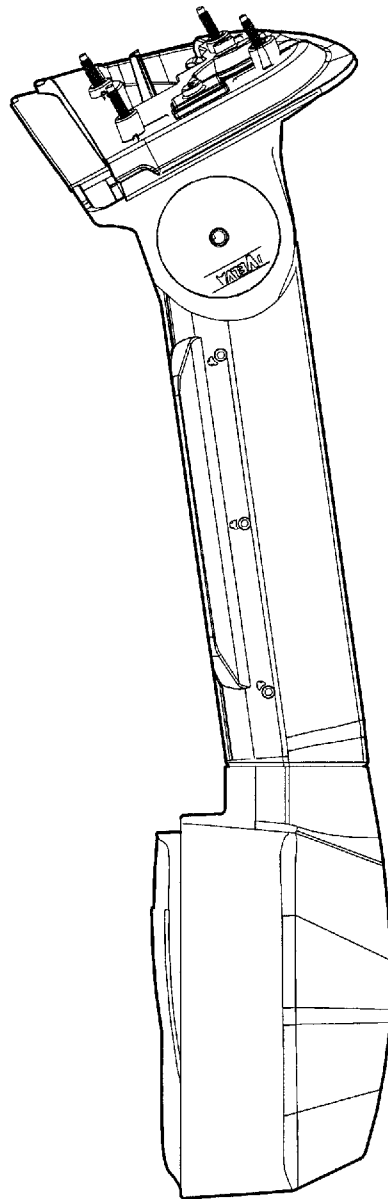
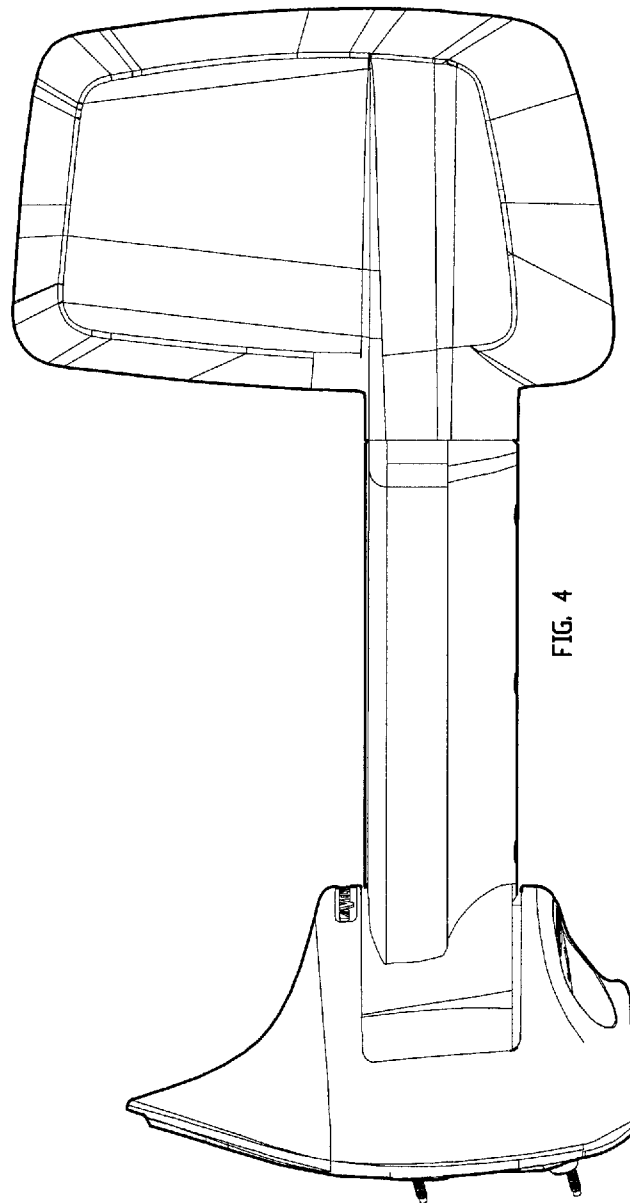


FIG. 3



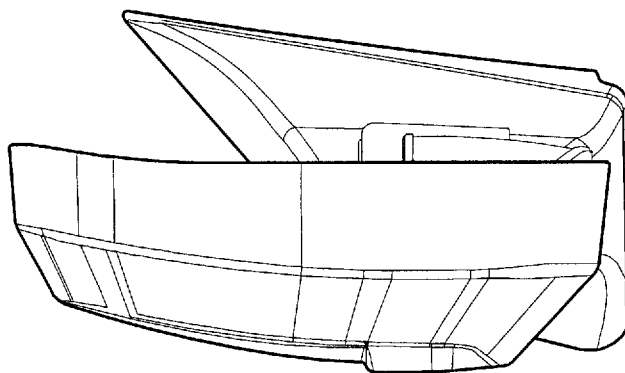


FIG. 5

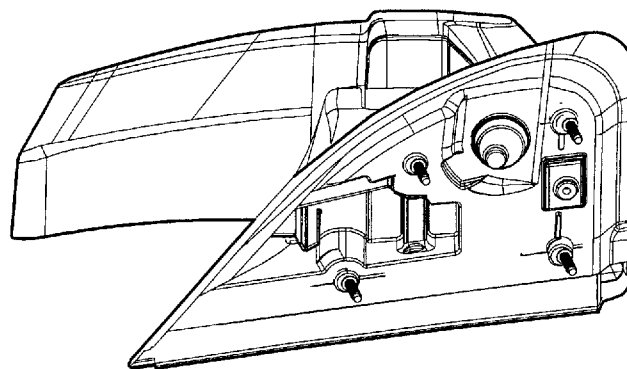


FIG. 6

