



US00D445331S

(12) **United States Design Patent**
Udwin et al.

(10) **Patent No.:** **US D445,331 S**

(45) **Date of Patent:** **** Jul. 24, 2001**

(54) **BASEBALL AND BAT KIT**

(75) Inventors: **Steven C. Udwin; David Tarica**, both of Tenafly; **Marshall L. Weingarden**, Haworth, all of NJ (US)

(73) Assignee: **Enor Corporation**, Northvale, NJ (US)

(**) Term: **14 Years**

(21) Appl. No.: **29/127,930**

(22) Filed: **Aug. 15, 2000**

(51) **LOC (7) Cl.** **09-03**

(52) **U.S. Cl.** **D9/415**

(58) **Field of Search** D21/725, 780;
D9/307, 337, 424, 415; 473/564-568

(56) **References Cited**

U.S. PATENT DOCUMENTS

- D. 182,077 2/1958 Machinn .
- D. 303,208 9/1989 Chung .
- D. 325,863 5/1992 Chen .
- D. 364,653 * 11/1995 Boden D21/725
- D. 372,179 7/1996 Spirer .
- D. 386,678 * 11/1997 Tyra D9/337

- D. 411,495 6/1999 Itshakov .
- D. 415,082 10/1999 Itshakov .
- D. 415,459 10/1999 Itshakov .
- D. 422,473 4/2000 Spirer .
- 1,549,790 * 8/1925 Neusella D21/725 X

* cited by examiner

Primary Examiner—Mitchell Siegel

(74) *Attorney, Agent, or Firm*—Weingram & Associates, P.C.

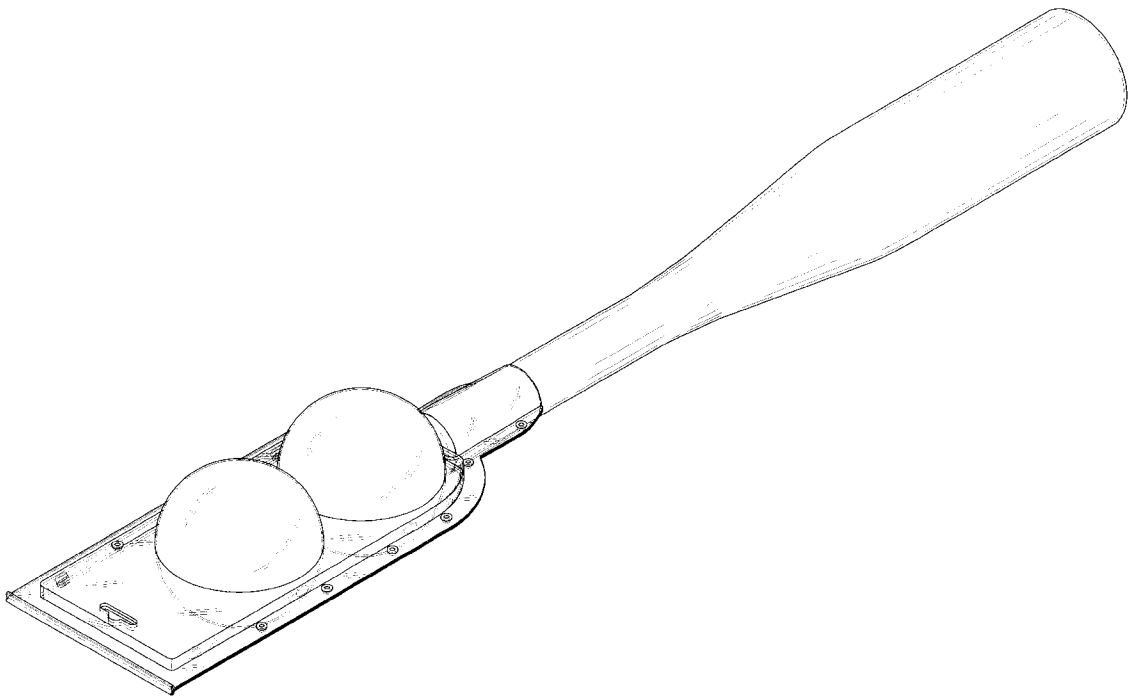
(57) **CLAIM**

We claim the ornamental design for baseball and bat kit, as shown and described.

DESCRIPTION

FIG. 1 is a top perspective view showing my new design for a baseball and bat kit according to the present invention; FIG. 2 is a top view thereof; FIG. 3 is a bottom view thereof; FIG. 4 is a side view thereof, an opposite side view being a mirror image thereof; FIG. 5 is a back view thereof; and, FIG. 6 is a front view thereof.

1 Claim, 3 Drawing Sheets



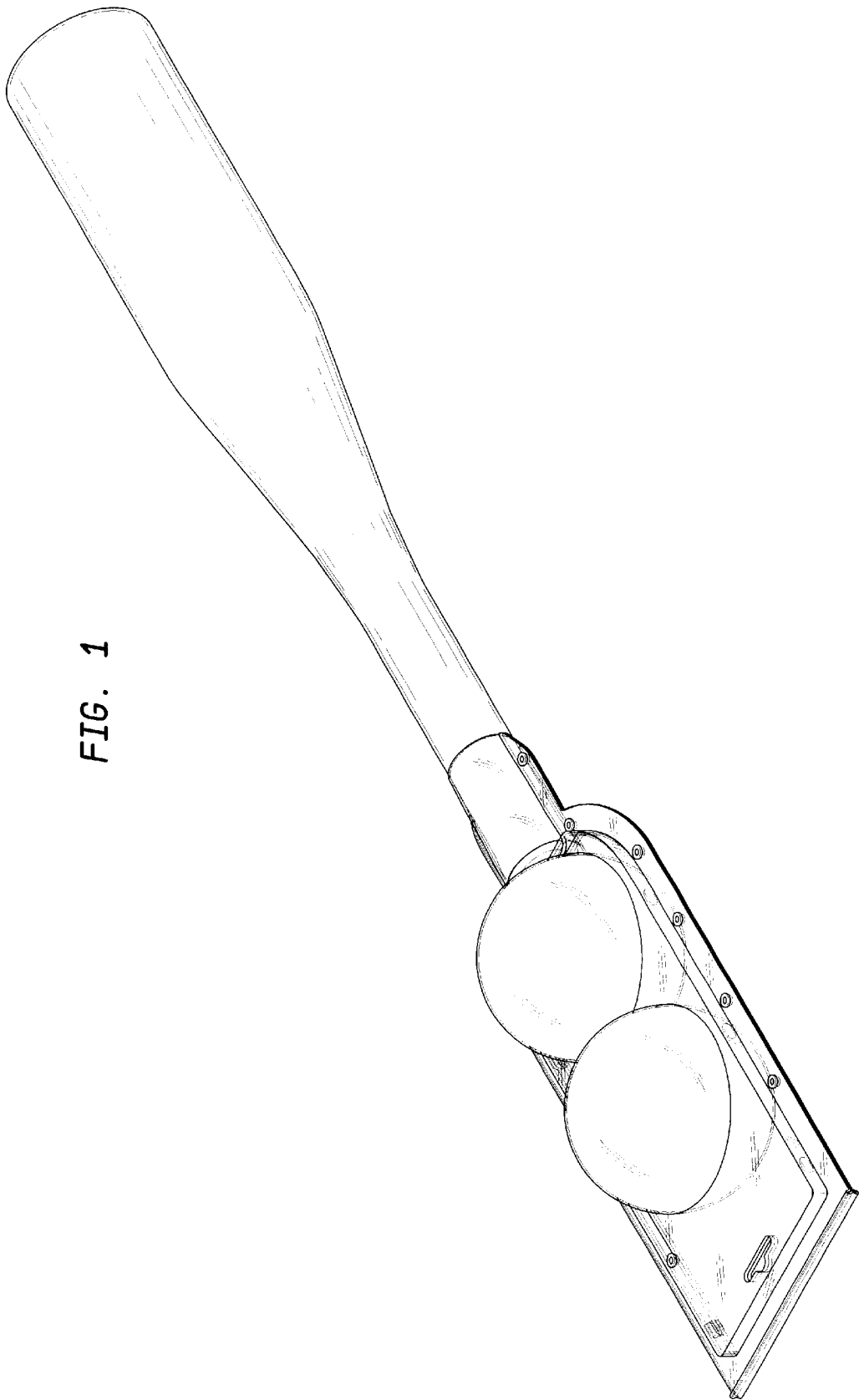


FIG. 1

FIG. 2

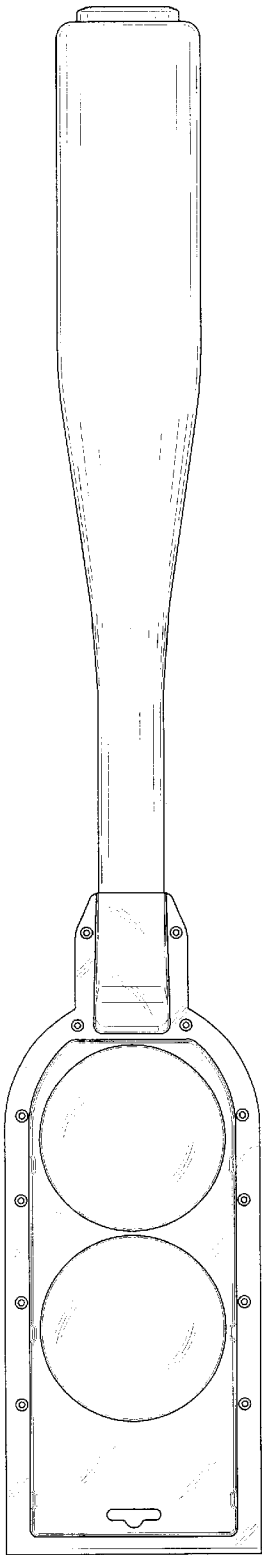


FIG. 3

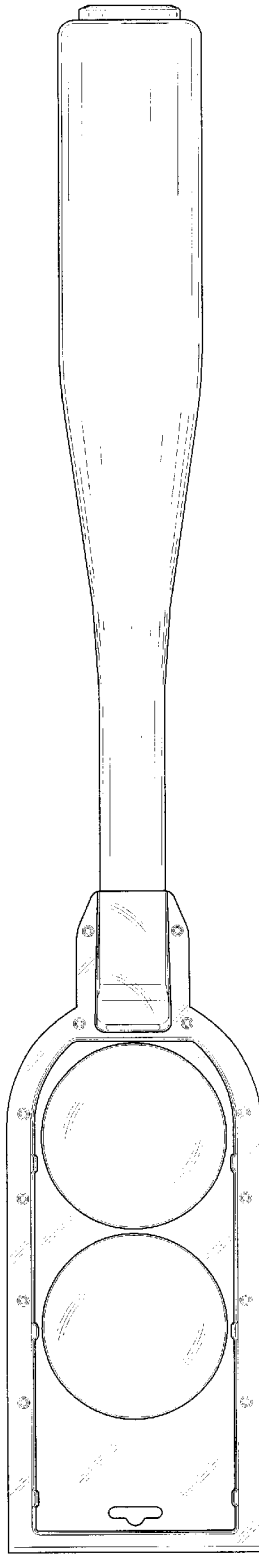


FIG. 4

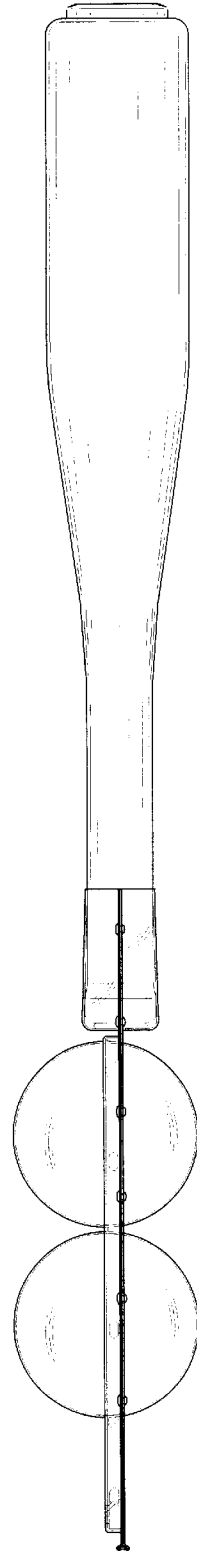


FIG. 5

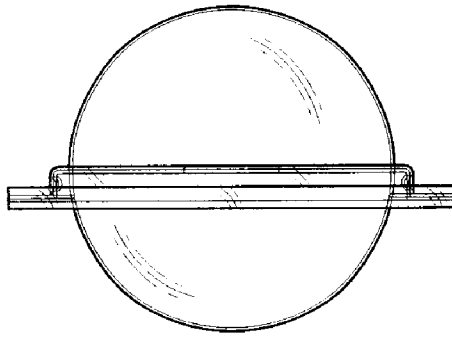


FIG. 6

