



(22) Date de dépôt/Filing Date: 1995/09/12

(41) Mise à la disp. pub./Open to Public Insp.: 1996/03/21

(45) Date de délivrance/Issue Date: 2009/08/11

(30) Priorité/Priority: 1994/09/14 (US08/305,833)

(51) Cl.Int./Int.Cl. *C09J 133/08* (2006.01),
A61K 9/70 (2006.01), *A61L 15/22* (2006.01),
A61L 15/44 (2006.01), *A61L 15/58* (2006.01),
C09J 11/06 (2006.01), *C09J 151/06* (2006.01),
C09J 7/02 (2006.01), *A61M 37/00* (2006.01)

(72) Inventeurs/Inventors:
GARBE, JAMES E., US;
DUAN, DANIEL C., US;
MOORE, CHERYL L., US;
KEISTER, JAMIESON C., US

(73) Propriétaire/Owner:
THE MINNESOTA MINING & MANUFACTURING
COMPANY, US

(74) Agent: ROBIC

(54) Titre : MATRICE POUR L'ADMINISTRATION TRANSDERMIQUE DE MEDICAMENTS

(54) Title: MATRIX FOR TRANSDERMAL DRUG DELIVERY

(57) Abrégé/Abstract:

A transdermal drug delivery device involving a macromonomer-containing acrylate or methacrylate copolymer, a softener, and a drug. Also a pressure sensitive skin adhesive involving a macromonomer containing acrylate or methacrylate copolymer and a softener.



INTERNATIONAL APPLICATION PUBLISHED UNDER THE PATENT COOPERATION TREATY (PCT)

<p>(51) International Patent Classification⁶ : A61L 15/10, C08F 290/04</p>	<p>A3</p>	<p>(11) International Publication Number: WO 96/08229</p> <p>(43) International Publication Date: 21 March 1996 (21.03.96)</p>
<p>(21) International Application Number: PCT/US95/12163</p> <p>(22) International Filing Date: 12 September 1995 (12.09.95)</p> <p>(30) Priority Data: 08/305,833 14 September 1994 (14.09.94) US</p> <p>(71) Applicant: MINNESOTA MINING AND MANUFACTURING COMPANY [US/US]; 3M Center, P.O. Box 33427, Saint Paul, MN 55133-3427 (US).</p> <p>(72) Inventors: GARBE, James, E.; P.O. Box 33427, Saint Paul, MN 55133-3427 (US). DUAN, Daniel, C.; P.O. Box 33427, Saint Paul, MN 55133-3427 (US). MOORE, Cheryl, L.; P.O. Box 33427, Saint Paul, MN 55133-3427 (US). KEISTER, Jamieson, C.; P.O. Box 33427, Saint Paul, MN 55133-3427 (US).</p> <p>(74) Agents: BRINK, Robert, H. et al.; Minnesota Mining and Manufacturing Company, Office of Intellectual Property Counsel, P.O. Box 33427, Saint Paul, MN 55133-3427 (US).</p>	<p>(81) Designated States: AU, CA, JP, KR, NZ, European patent (AT, BE, CH, DE, DK, ES, FR, GB, GR, IE, IT, LU, MC, NL, PT, SE).</p> <p>Published <i>With international search report. Before the expiration of the time limit for amending the claims and to be republished in the event of the receipt of amendments.</i></p> <p>(88) Date of publication of the international search report: 25 July 1996 (25.07.96)</p> <p style="text-align: right; font-size: 2em;">2198390</p>	
<p>(54) Title: MATRIX FOR TRANSDERMAL DRUG DELIVERY</p>		
<p>(57) Abstract</p> <p>A transdermal drug delivery device involving a macromonomer-containing acrylate or methacrylate copolymer, a softener, and a drug. Also a pressure sensitive skin adhesive involving a macromonomer containing acrylate or methacrylate copolymer and a softener.</p>		

MATRIX FOR TRANSDERMAL DRUG DELIVERY

Background of the Invention

Field of the Invention

This invention relates to drug containing matrices for use in transdermal drug delivery devices. In another aspect this invention relates to pressure sensitive skin adhesives. In yet another aspect this invention relates to pharmaceutical formulations involving a pressure sensitive skin adhesive layer.

10

Description of the Related Art

Transdermal drug delivery devices are designed to deliver a therapeutically effective amount of drug across the skin of a patient. For example, JP-A-57011916 teaches a simple device having tape backing with adhesive and a drug on the surface of the adhesive. Other devices known to the art include reservoir type devices involving membranes that control the rate of drug release to the skin and devices involving a dispersion of the drug in a matrix. Certain acrylic copolymers have been used as matrices for delivery of specific drugs. It is critical in such devices that intimate skin contact be achieved and maintained between the skin and the drug-containing matrix. Thus the range of copolymers that are suitable for use as matrices is limited by the ability of the copolymer to comply to the surface of the skin and still release cleanly from the skin. Moreover, the skin presents a substantial barrier to ingress of foreign substances such as drugs into the body. It is therefore often desirable or necessary to incorporate certain materials that enhance the rate at which the drug passes through the skin.

20

30

Certain transdermal drug delivery devices have incorporated pressure sensitive adhesive ("PSA") matrices. Fundamentally, PSA's require a balance of viscous and elastic properties which result in a four-fold balance of adhesion, cohesion, stretchiness, and elasticity. In essence, PSA products have sufficient

cohesiveness and elasticity so that, despite their tackiness, they can be handled with the fingers and removed from the skin without leaving substantial residue.

Summary of the Invention

This invention as broadly disclosed provides a transdermal drug delivery device, comprising:

- (1) a backing;
- (2) a matrix adhered to one side of the backing and comprising
 - (a) a copolymer comprising
 - 10 (i) one or more A monomers selected from the group consisting of alkyl acrylates containing 4 to 10 carbon atoms in the alkyl group and alkyl methacrylates containing 4 to 10 carbon atoms in the alkyl group; and
 - (ii) optionally one or more ethylenically unsaturated B monomers copolymerizable with the A monomer; and
 - (iii) a macromonomer, preferably a substantially linear macromonomer, copolymerizable with the A and B monomers defined above and having a molecular weight in the range 500-500,000;
 - (b) a softener dissolved in the copolymer; and,
 - 20 (c) if the softener is not therapeutically effective, a therapeutically effective amount of a drug,

wherein the structure and amount of the comonomers in the copolymer, the inherent viscosity of the copolymer, and the amount and structure of the drug and the softener are such as to provide the matrix with a compliance value in the range 2×10^{-6} cm²/dyne to about 4×10^{-3} cm²/dyne.

More particularly, the invention as claimed provides a transdermal drug delivery device, comprising:

- (1) a backing;
- 30 (2) a matrix adhered to one side of the backing and comprising
 - (a) a copolymer comprising

(i) one or more A monomers selected from the group consisting of isooctyl acrylate, 2-ethylhexyl acrylate, butyl acrylate, and cyclohexyl acrylate;

(ii) optionally one or more B monomers selected from the group consisting of hydroxyethyl acrylate, hydroxyethyl methacrylate, glyceryl acrylate, N,N-dimethyl acrylamide, 2-ethoxyethoxyethyl acrylate, 2-ethoxyethyl acrylate, tetrahydrofurfuryl acrylate and acrylic acid; and

(iii) a substantially linear macromonomer selected from the group consisting of polymethylmethacrylate macromonomer, styrene/acrylonitrile macromonomer, and polystyrene macromonomer and having a molecular weight in the range 500-500,000;

(b) a softener dissolved in the copolymer, wherein the softener is selected from the group consisting of C₈-C₂₂ fatty acids, C₈-C₂₂ fatty alcohols, lower alkyl esters of C₈-C₂₂ fatty acids, monoglycerides of C₈-C₂₂ fatty acids, di(lower)alkyl esters of C₆-C₈ diacids, tetrahydrofurfuryl alcohol polyethylene glycol ether, polyethylene glycol, propylene glycol, ethoxyethoxy ethanol, diethylene glycol monomethyl ether, N,N-dimethyl dodecylamine-N-oxide, 2-(2-ethoxyethoxy)ethanol, and combinations of the foregoing; and,

(c) if the softener is not therapeutically effective, a therapeutically effective amount of a drug,

wherein the structure and amount of the comonomers in the copolymer, the inherent viscosity of the copolymer, and the amount and structure of the drug and the softener are such as to provide the matrix with a compliance value in the range 2×10^{-11} cm²/N to 1×10^{-8} cm²/N.

It has been found that the copolymer and the softener as defined above can be selected such that the resulting composition adheres to the skin. Accordingly this invention also provides a pressure sensitive skin adhesive comprising:

(1) a copolymer comprising

(a) one or more A monomers selected from the group consisting of alkyl acrylates containing 4 to 10 carbon atoms in the alkyl group and alkyl methacrylates containing 4 to 10 carbon atoms in the alkyl group; and

(b) optionally one or more ethylenically unsaturated B monomers copolymerizable with the A monomer; and

(c) a substantially linear macromonomer copolymerizable with the A and B monomers defined above and having a molecular weight in the range
5 500-500,000; and

(2) a softener dissolved in the copolymer,

wherein the structure and amount of the comonomers in the copolymer, the inherent viscosity of the copolymer, and the amount and structure of the softener are such as to provide the pressure sensitive skin adhesive with a compliance value
10 in the range 2×10^{-6} cm²/dyne to about 4×10^{-3} cm²/dyne.

The invention provides a transdermal drug delivery device that allows dissolution of drug and relatively heavy loading with oily excipients, maintains contact with the skin, and can be removed cleanly from the skin. The pressure sensitive skin adhesives of the invention provide these advantages and in addition
15 adhere to the skin.

Detailed Description of the Invention

The term "lower alkyl" as used herein means straight chain or branched chain alkyl containing 1 to 4 carbon atoms.

20 The present invention provides a transdermal drug delivery device having a backing and a matrix adhered to one side thereof. It can be adhered directly to a backing or it can be adhered indirectly to a backing via an intermediate layer.

The matrix contains a copolymer as defined above and a softener. The matrix is preferably a pressure sensitive skin adhesive. In addition, the matrix
25 (whether adhesive or not) can be removed cleanly from the skin.

The copolymer utilized in the practice of the invention should be substantially chemically inert to other components utilized in conjugation therewith (e.g., the drugs and/or softeners discussed in detail below). Also the inherent viscosity of the copolymer is such as to ultimately provide a suitable transdermal
30 matrix, preferably a pressure sensitive skin adhesive. Preferably the copolymer has

an inherent viscosity in the range 0.2 dl/g to about 2 dl/g, more preferably in the range 0.4 dl/g to 1.4 dl/g.

Suitable copolymers comprise one or more A monomers preferably in an amount about 40 to 95 percent by weight, more preferably about 50 to about 70 percent by weight, based on the total weight of all monomers in the copolymer. The A monomer is selected from the group consisting of alkyl acrylates containing 4 to 10 carbon atoms in the alkyl group and alkyl methacrylates containing 4 to 10 carbon atoms in the alkyl group. Examples of suitable alkyl acrylates and methacrylates are n-butyl, n-pentyl, n-hexyl, isoheptyl, n-nonyl, n-decyl, isohexyl, 2-ethyloctyl, isooctyl and 2-ethylhexyl acrylates and methacrylates. Preferred alkyl acrylates include isooctyl acrylate, 2-ethylhexyl acrylate, butyl acrylate, and cyclohexyl acrylate. The most preferred alkyl acrylate is isooctyl acrylate. Preferred alkyl methacrylates include butyl methacrylate, cyclohexyl methacrylate, isobornyl methacrylate, and methyl methacrylate.

The copolymer further optionally comprises one or more ethylenically unsaturated B monomers copolymerizable with the A monomer. Suitable B monomers include those comprising a functional group selected from the group consisting of carboxylic acid, carboxylic acid ester, hydroxy, sulfonamide, urea, carbamate, carboxamide, amine, oxy, oxo, and cyano. The B monomers are preferably used in a total amount from 0 to about 60 percent by weight, more preferably greater than 25 to about 50 percent by weight, and most preferably greater than 30 to about 50 percent by weight (based on the total weight of all the monomers in the copolymer). Preferred B monomers include but are not limited to acrylic acid, methacrylic acid, maleic acid, a hydroxyalkyl acrylate containing 2 to 4 carbon atoms in the hydroxyalkyl group, a hydroxyalkyl methacrylate containing 2 to 4 carbon atoms in the hydroxyalkyl group, acrylamide, methacrylamide, an alkyl substituted acrylamide containing 1 to 8 carbon atoms in the alkyl group, diacetone acrylamide, a dialkyl acrylamide having 1 or 2 carbon atoms in the alkyl group, N-vinyl-N-methyl acetamide, N-vinyl valerolactam, N-vinyl caprolactam, N-vinyl-2-pyrrolidone, glycidyl methacrylate, alkoxyethyl acrylate containing 1 to 4 carbon atoms in the alkoxy group, alkoxyethyl methacrylate containing 1 to 4 carbon atoms

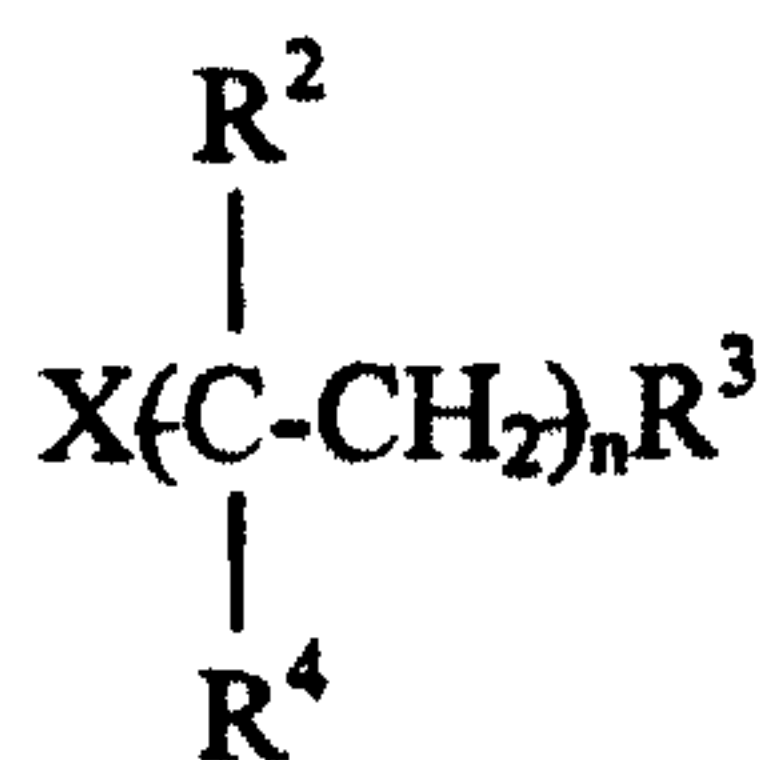
in the alkoxy group, 2-ethoxyethoxyethyl acrylate, furfuryl methacrylate, furfuryl acrylate, tetrahydrofurfuryl acrylate, tetrahydrofurfuryl methacrylate, propylene glycol monomethacrylate, propylene glycol monoacrylate, polyethylene glycol acrylate, polyethylene glycol methyl ether acrylate, polyethylene glycol
 5 methacrylate, polyethylene oxide methyl ether acrylate, di(lower)alkylamino ethyl acrylate, di(lower)alkylamino ethyl methacrylate, di(lower)alkylaminopropyl methacrylamide, acrylonitrile, methacrylonitrile, and vinyl acetate.

Particularly preferred B monomers include hydroxyethyl acrylate, acrylamide, hydroxyethyl methacrylate, glyceryl acrylate, N,N-dimethyl acrylamide,
 10 2-ethoxyethoxyethyl acrylate, 2-ethoxyethyl acrylate, tetrahydrofurfuryl acrylate, vinyl acetate and acrylic acid. Most preferred B monomers include hydroxyethyl acrylate and N,N-dimethyl acrylamide, and a combination thereof.

As noted in detail below, the compositions of the invention can contain a relatively high loading of softener. In order to accommodate such loadings the
 15 copolymer incorporates a macromonomer, preferably a substantially linear macromonomer, copolymerizable with the A and B monomers defined above and having a molecular weight in the range 500-500,000, preferably 2,000-100,000, and more preferably 5,000-30,000, in an amount (e.g., at least about 0.1 percent by weight based on the total weight of comonomers in the copolymer) effective to
 20 control the rheological properties of the copolymer. The macromonomer is generally present in an amount of not more than about 30% by weight based on the total weight of all monomers in the copolymer, more preferably not more than 15%, and most preferably not more than 5%.

The macromonomer can be a compound of the formula

25



30

wherein X is a moiety comprising an ethylenically unsaturated group (such as

WO 96/08229

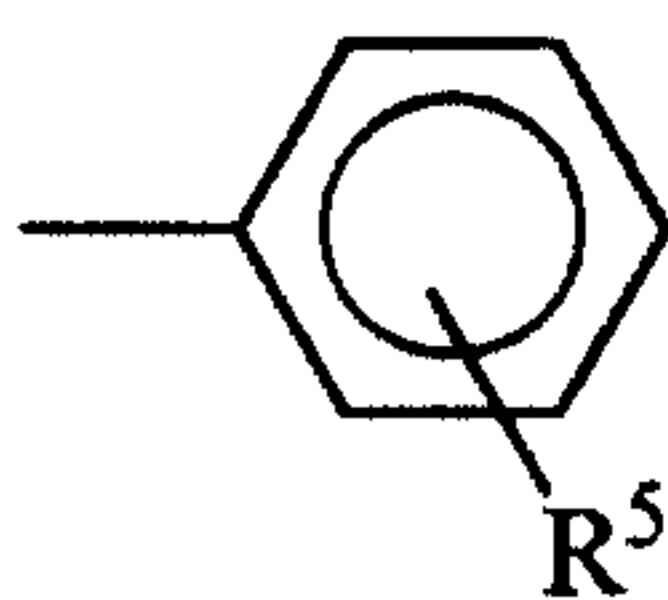
2198390 PCT/US95/12163

-CH₂-C=CH₂, -CH=C(CH₃)(CO₂CH₃), vinyl, or 2-propenyl) copolymerizable with



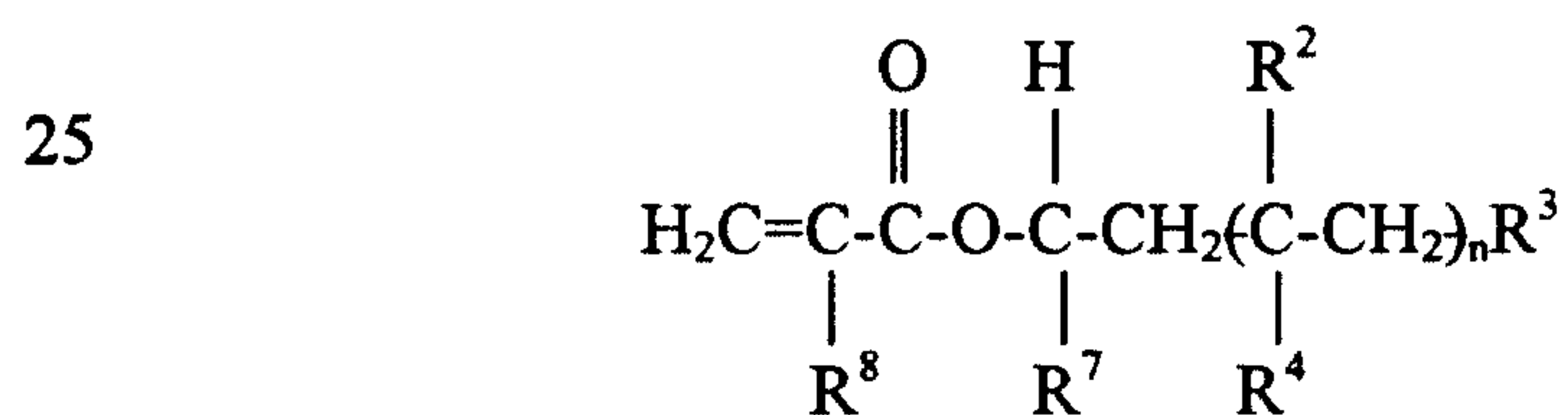
the A and B monomers, R² is a hydrogen atom or a lower alkyl group, R³ is a lower
 5 alkyl group or the residue of a free-radical initiator, n is an integer from 20 to 500
 and each R⁴ is a monovalent radical independently selected from the group
 consisting of

10



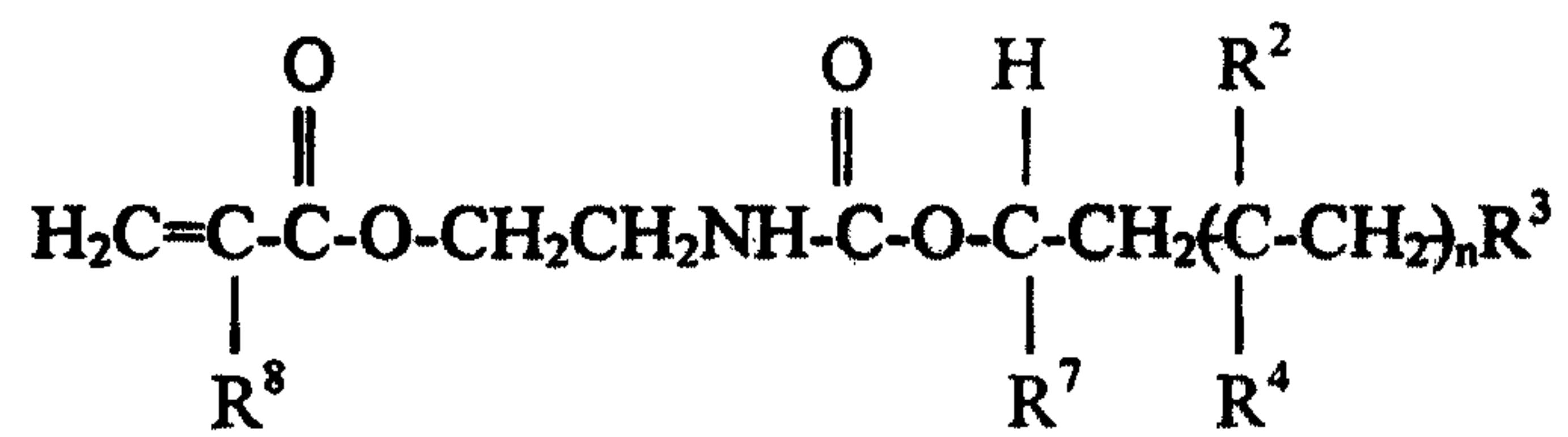
15 -CN, and -CO₂R⁶ wherein R⁵ is a hydrogen atom or a lower alkyl group, and R⁶ is a
 lower alkyl group. Suitable macromonomers include polymethylmethacrylate,
 styrene/acrylonitrile, and polystyrene macromonomers. Polymethylmethacrylate
 macromonomers are preferred.

Exemplary macromonomers include those having a general formula selected
 20 from the group consisting of

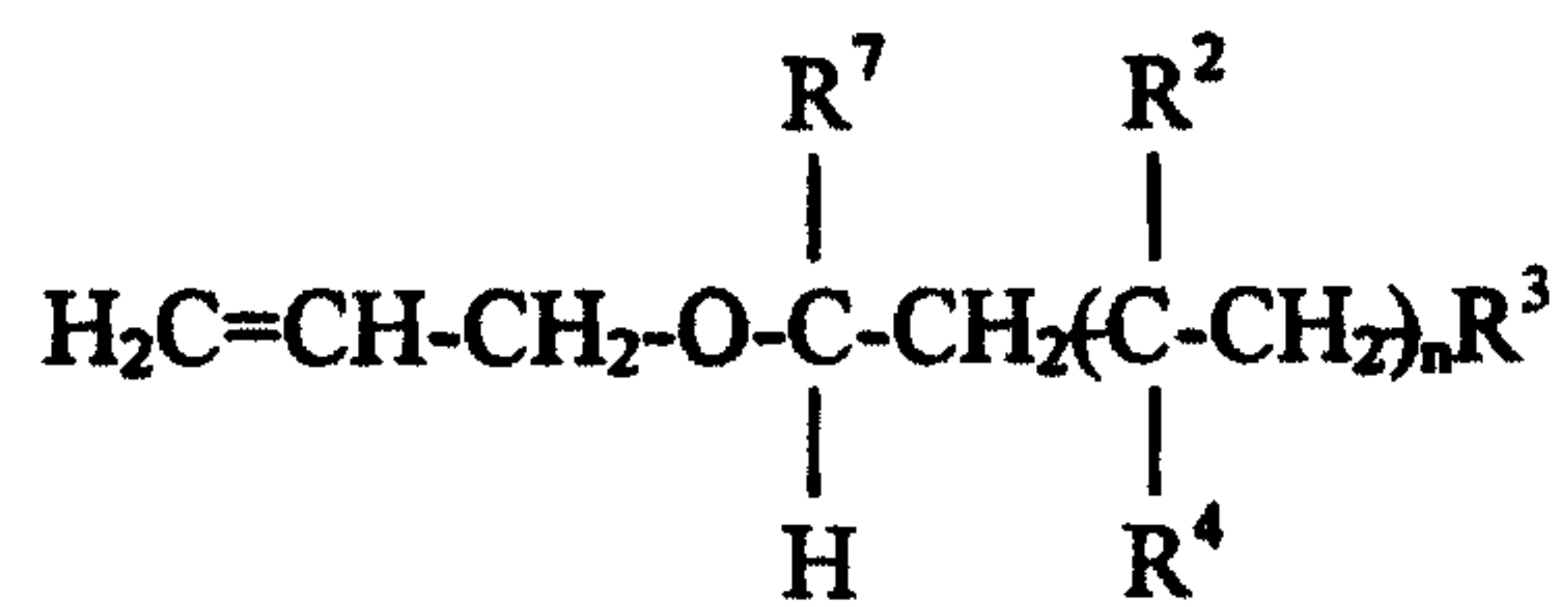


30

5

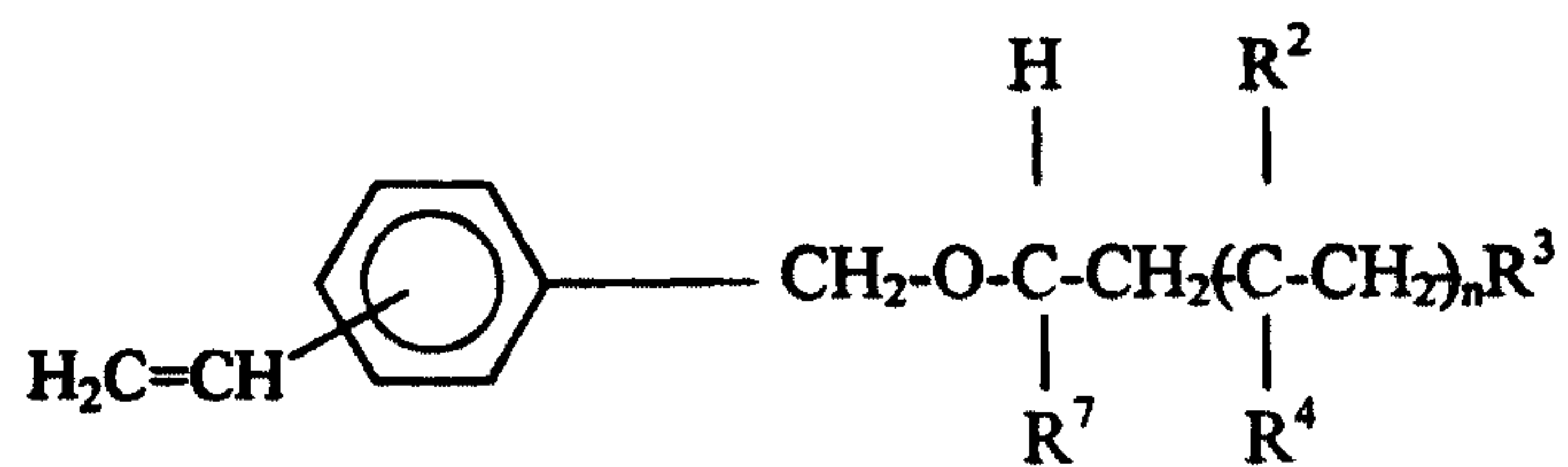


10



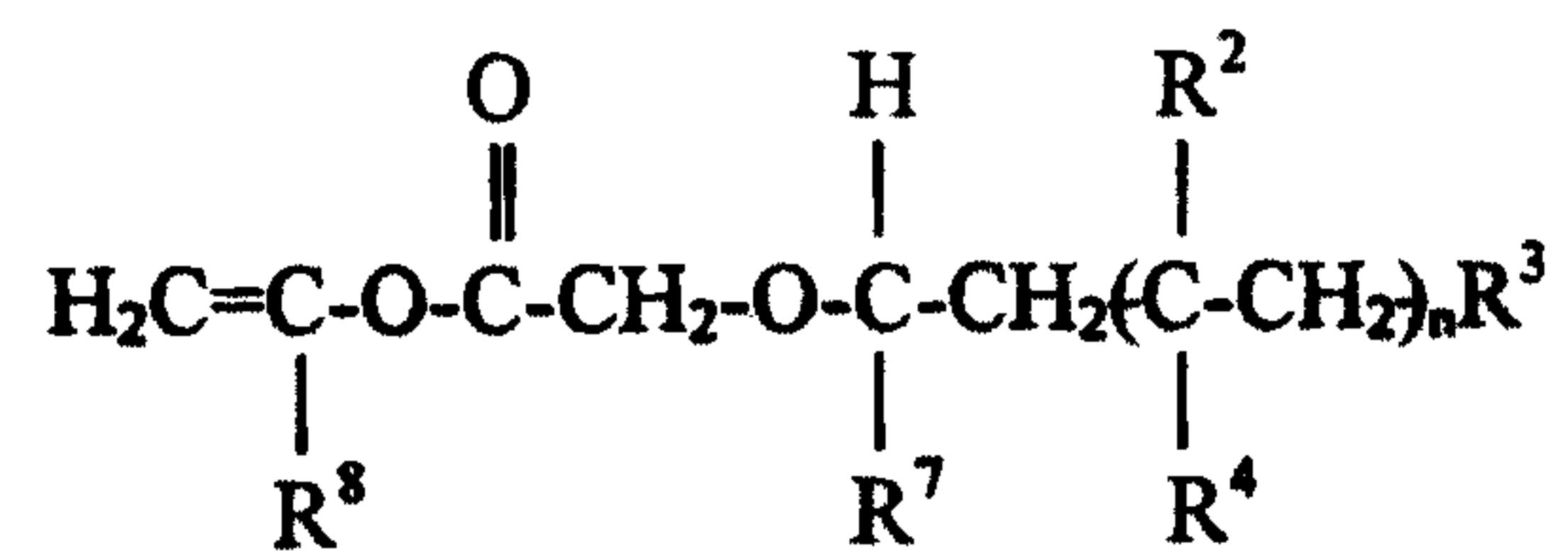
15

20



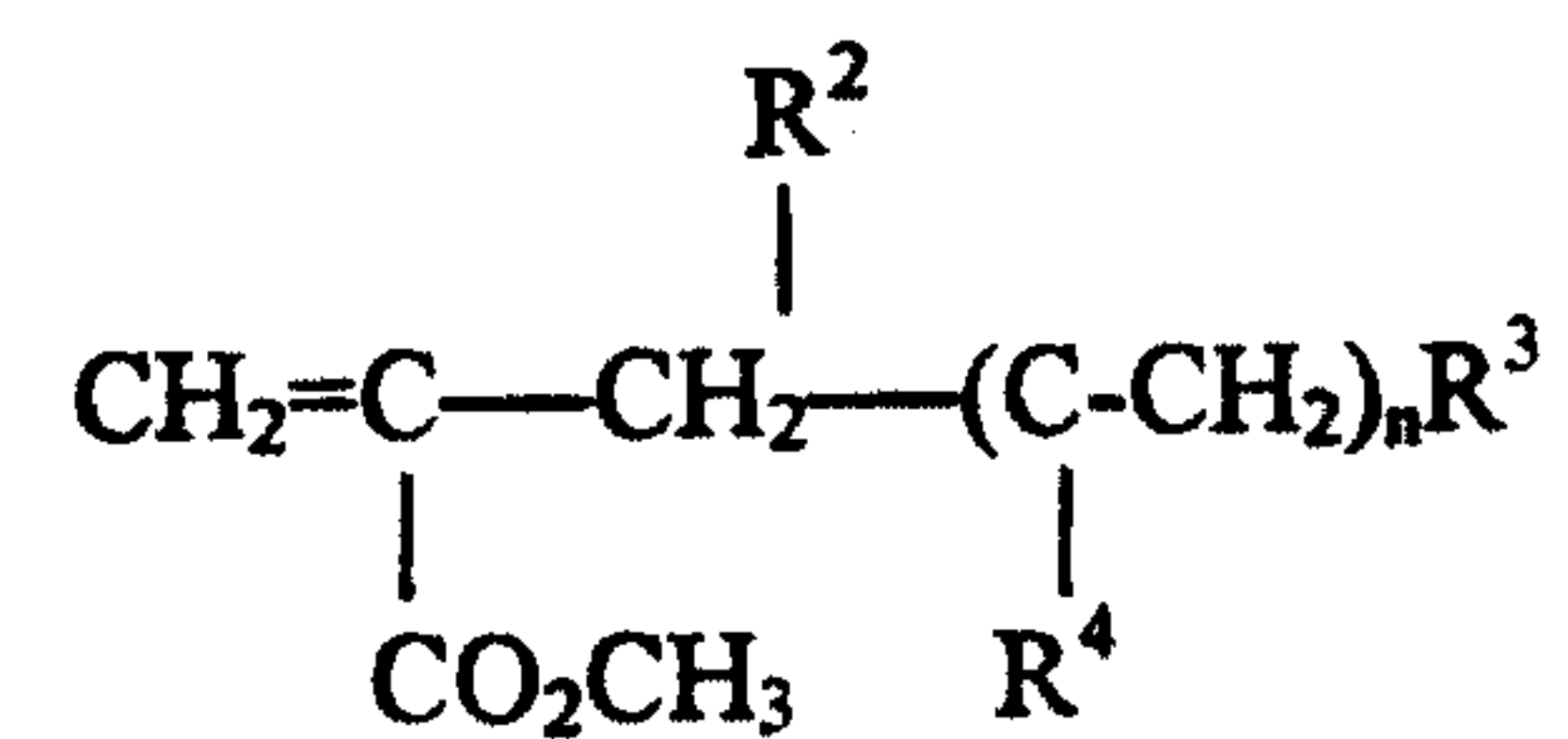
25

30

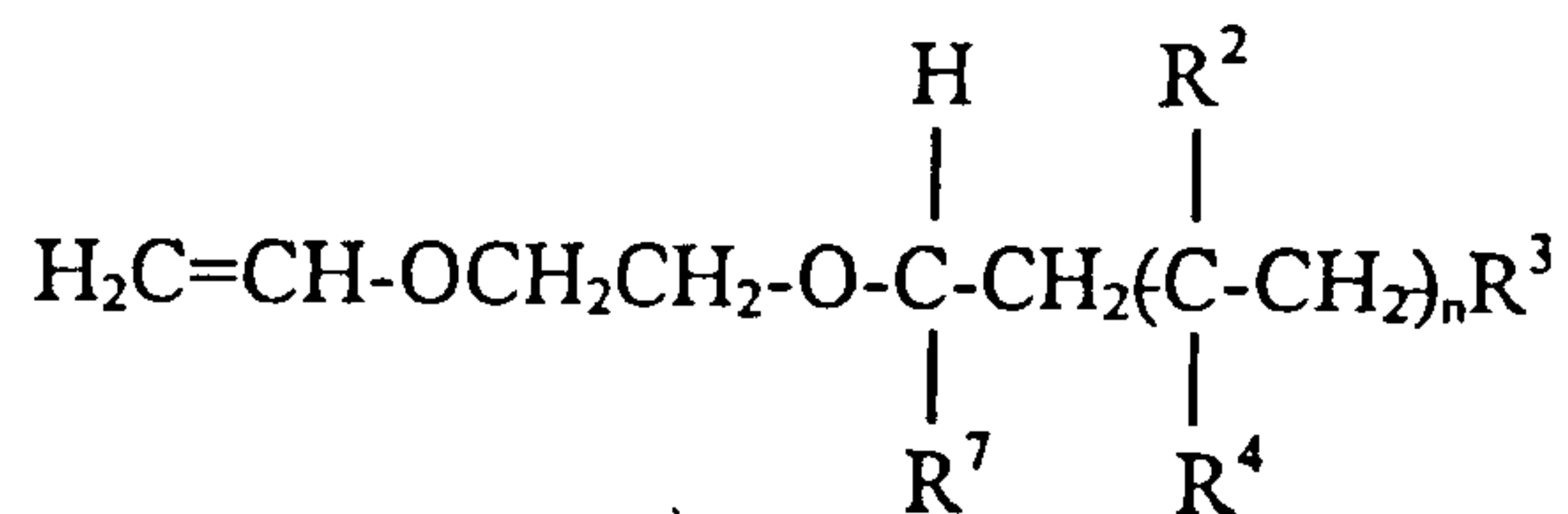


35

40



45



wherein R⁷ is a hydrogen atom or a lower alkyl group, R⁸ is hydrogen or methyl, and R², R³, and R⁴ are as defined above.

10 The macromonomers shown in the formulae directly above are functionally terminated polymers having a single functional group and are sometimes identified as a "semitelechelic" polymers. (Vol. 27 "Functionally Terminal Polymers via Anionic Methods" D. N. Schultz et al., pages 427-440, *Anionic Polymerization*, American Chemical Society (1981)). Such macromonomers are known and may be prepared by the method disclosed in U.S. Pat. Nos. 3,786,116, 3,842,059 (both to Milkovich et al.), and 4,732,808 (Krampe et al.). Certain macromonomers are commercially available, for example those polymethylmethacrylate macromonomers sold under the trade designation "ELVACITE[†]" by ICI Acrylics (e.g., ELVACITE 1010, a polymethylmethacrylate macromonomer having an inherent viscosity of 0.070-0.080, a T_g of 105°C, a GPC weight average molecular weight of 7,000-10,000, a GPC number average molecular weight of 2,500-4,000, and a polydispersity of 2.5-3.0, and ELVACITE 20 1020, a polymethylmethacrylate macromonomer having an inherent viscosity of 0.085-0.10, a T_g of 105°C, a GPC weight average molecular weight of 12,000-15,000, a GPC number average molecular weight of 4,600-6,000, and a polydispersity of 2.5-3.0).

A matrix of the invention further comprises a softener. The softener is dissolved in the matrix. As used herein the term "softener" refers to a generally oily material that raises the compliance value or lowers the glass transition temperature (T_g) of the matrix as compared to the copolymer.

30 Suitable softeners include certain materials that have been used as skin penetration enhancers or solubilizers in transdermal drug delivery systems.

† Trademark

Exemplary materials include C₈-C₂₂ fatty acids such as isostearic acid, octanoic acid, and oleic acid, C₈-C₂₂ fatty alcohols such as oleyl alcohol and lauryl alcohol, lower alkyl esters of C₈-C₂₂ fatty acids such as ethyl oleate, isopropyl myristate, butyl stearate, and methyl laurate, di(lower) alkyl esters of C₆-C₈ diacids such as diisopropyl adipate, monoglycerides of C₈-C₂₂ fatty acids such as glyceryl monolaurate, tetrahydrofurfuryl alcohol polyethylene glycol ether, polyethylene glycol, propylene glycol, 2-(2-ethoxyethoxy)ethanol, diethylene glycol monomethyl ether, N,N-dimethyldodecylamine-N-oxide, and combinations of the foregoing. Alkylaryl ethers of polyethylene oxide, polyethylene oxide monomethyl ethers, and polyethylene oxide dimethyl ethers are also suitable, as are solubilizers such as dimethyl sulfoxide, glycerol, ethanol, ethyl acetate, acetoacetic ester, N-methyl pyrrolidone, and isopropyl alcohol. Likewise certain drug substances function as softeners, including nicotine, nitroglycerine, chlorpheniramine, nicotinic acid benzyl ester, orphenadrine, scopolamine, and valproic acid.

Preferred softeners include glyceryl monolaurate, diethylene glycol monomethyl ether, tetrahydrofurfuryl alcohol polyethylene glycol ether, diisopropyl adipate, propylene glycol, isopropyl myristate, ethyl oleate, methyl laurate, 2-(2-ethoxyethoxy)ethanol, and oleyl alcohol.

Preferably the softener is present in not more than that amount which causes the matrix to leave substantial copolymer residue on the skin when peeled from the skin.

While many of the softeners enumerated above are known to affect skin penetration rate, certain softeners affect aspects of performance other than and in addition to skin penetration rate. For example, they are useful in softening or increasing the compliance value and/or lowering the glass transition temperature of otherwise non-compliant (and therefore non-pressure sensitive adhesive) copolymers, rendering them suitable for use as pressure sensitive skin adhesives. However, the softeners enumerated above are generally oily substances that function as plasticizers when incorporated in a copolymer. Such materials can affect adversely the performance of a transdermal matrix, for example by softening it to the point of cohesive failure (where substantial copolymer residue is left on the

skin upon removal of the device from the skin), or by separating from the continuous phase and forming an oily layer that reduces adhesion of an otherwise adhesive matrix. Also, certain softeners (e.g., glyceryl monolaurate, N,N-dimethyldodecylamine-N-oxide) can crystallize in the copolymer, resulting in unstable properties (e.g., unstable drug delivery rates in a transdermal drug delivery device).

Possible adverse effects of softeners notwithstanding, with proper selection of softeners, monomers and relative amounts thereof, and inherent viscosity of the copolymer, softeners can be included in amounts of up to about 60% by weight based on the total weight of the matrix without cohesive failure or crystal formation, and often without loss of suitable skin adhesion. Softener amounts in excess of 20% and preferably less than about 45% by weight based on the total weight of the matrix have been found to be preferred in order to obtain optimal flux rates in transdermal devices containing the hormone levonorgestrel, and amounts in excess of 30% and less than 45% are more preferred.

The properties desirable in a transdermal matrix are well known to those skilled in the art. For example, it is necessary that the matrix remain in intimate contact with the skin in order to deliver drug at a stable rate. It is desirable for a matrix to have sufficiently little cold flow such that it is stable to flow upon storage. It is also preferred that it release cleanly from the skin, and that it adhere to the skin. In order to achieve skin contact, clean release, preferred levels of adhesion, and resistance to cold flow the amount and structure of the comonomers in the copolymer, the inherent viscosity of the copolymer, and the amount and structure of the softener are selected such that the matrix has a compliance value (measured according to the test method set forth in detail below) in the range 2×10^{-6} cm²/dyne to about 4×10^{-3} cm²/dyne, preferably in the range 3×10^{-6} cm²/dyne to about 1×10^{-3} cm²/dyne and even more preferably in the range 1×10^{-5} cm²/dyne to 5×10^{-4} cm²/dyne. Compliance values outside the broad range recited above sometimes are obtained from materials that are suitable matrices, and even for some that are suitable for use as pressure sensitive skin adhesives. However, those matrices having substantially lower compliance values will generally be relatively

stiff and have less than optimal skin contact and adhesion to skin. Those having substantially higher compliance values will generally have less than optimal cold flow and might leave substantial residue when removed from the skin. Also, a matrix of the invention that is intended for use as a pressure sensitive skin adhesive preferably has a glass transition temperature of -10°C or lower.

Particularly suitable compositions can be readily selected for a given set of desired properties considering the effects of comonomers, inherent viscosity, and softeners on the properties of the resulting matrix. Certain of such effects are well known to those skilled in the art, and others are described below:

Strongly hydrogen bonding B monomers have been found to increase the amount of polar or hydrogen bonding substances that can be dissolved in a matrix and to decrease the amount of generally nonpolar substances that can be dissolved. Further, a strongly hydrogen bonding copolymer will be a relatively less compliant material. Therefore if B monomers such as acrylic acid or acrylamide are used a lesser amount of macromonomer will be required in order to lower compliance sufficiently to avoid cohesive failure.

Macromonomers also decrease compliance. Therefore a given target compliance value can often be achieved using a lower inherent viscosity A/B copolymer combination and a greater amount of macromonomer, or a higher inherent viscosity A/B combination and less macromonomer.

A relatively high compliance pressure sensitive skin adhesive involving a macromonomer will generally have better adhesive properties than an A/B copolymer having the same compliance value. Increasing macromonomer content generally increases the amount of softener that can be loaded into a pressure sensitive skin adhesive without cohesive failure. Increasing inherent viscosity will also tend to allow higher softener loading without cohesive failure.

A change that would increase inherent viscosity of a copolymer (such as increased molecular weight through selection of polymerization conditions and/or solvent ratios) will generally decrease compliance.

Further conventional components, such as stabilizers and reinforcers (e.g., colloidal silicon dioxide), can be incorporated into the matrix if necessary or desirable.

Of course such high levels of certain individual softeners (e.g., N,N-dimethyldodecylamine-N-oxide) are to be avoided in order to avoid excessive skin irritation.

The matrix of a transdermal drug delivery device of the invention further comprises a drug. Suitable drugs include those active substances enumerated above in connection with softeners, as well as antiinflammatory drugs, both steroidal (e.g., hydrocortisone, prednisolone, triamcinolone) and nonsteroidal (e.g., naproxen, piroxicam); antibacterials (e.g., penicillins such as penicillin V, cephalosporins such as cephalexin, erythromycin, tetracycline, gentamycin, sulfathiazole, nitrofurantoin, and quinolones such as norfloxacin, flumequine, and ibafloxacin); antiprotazoals (e.g., metronidazole); antifungals (e.g., nystatin); coronary vasodilators (e.g., nitroglycerin); calcium channel blockers (e.g., nifedipine, diltiazem); bronchodilators (e.g., theophylline, pirbuterol, salmeterol, isoproterenol); enzyme inhibitors such as collagenase inhibitors, protease inhibitors, elastase inhibitors, lipoxxygenase inhibitors (e.g., A64077), and angiotensin converting enzyme inhibitors (e.g., captopril, lisinopril); other antihypertensives (e.g., propranolol); leukotriene antagonists (e.g., ICI204,219); anti-ulceratives such as H2 antagonists; steroidal hormones (e.g., progesterone, testosterone, estradiol, levonorgestrel); antivirals and/or immunomodulators (e.g., 1-isobutyl-1H-imidazo[4,5-c]quinolin-4-amine, 1-(2-hydroxy-2-methylpropyl)-1H-imidazo[4,5-c]quinoline-4-amine, and other compounds disclosed in U.S. Pat. No. 4,689,338 (e.g. acyclovir); local anesthetics (e.g., benzocaine, propofol); cardiotonics (e.g., digitalis, digoxin); antitussives (e.g., codeine, dextromethorphan); antihistamines (e.g., diphenhydramine, chlorpheniramine, terfenadine); narcotic analgesics (e.g., morphine, fentanyl); peptide hormones (e.g., human or animal growth hormones, LHRH); cardioactive products such as atriopeptides; proteinaceous products (e.g., insulin); enzymes (e.g., anti-plaque enzymes, lysozyme, dextranase); antinauseants (e.g., scopolomine); anticonvulsants (e.g., carbamazine); immunosuppressives (e.g.,

cyclosporine); psychotherapeutics (e.g., diazepam); sedatives (e.g., phenobarbital); anticoagulants (e.g., heparin); analgesics (e.g., acetaminophen); antimigraine agents (e.g., ergotamine, melatonin, sumatriptan); antiarrhythmic agents (e.g., flecainide); antiemetics (e.g., metaclopramide, ondansetron); anticancer agents (e.g., methotrexate); neurologic agents such as anxiolytic drugs; hemostatics; anti-obesity agents; and the like, as well as pharmaceutically acceptable salts and esters thereof.

The drug is present in a transdermal delivery device of the invention in a therapeutically effective amount, i.e., an amount effective to bring about a desired therapeutic result in the treatment of a condition. The amount that constitutes a therapeutically effective amount varies according to the particular drug incorporated in the device, the condition being treated, any drugs being coadministered with the selected drug, desired duration of treatment, the surface area of the skin over which the device is to be placed, and other components of the transdermal delivery device. Accordingly it is not practical to enumerate particular preferred amounts but such can be readily determined by those skilled in the art with due consideration of these factors. Generally, however, a drug is present in a transdermal device of the invention in an amount of about 0.01 to about 30 percent by weight based on the total weight of the matrix. In a preferred embodiment the drug is substantially fully dissolved, and the matrix is substantially free of solid undissolved drug.

A transdermal delivery device or an adhesive coated sheet material of the invention also comprises a backing. The backing is flexible such that the device conforms to the skin. Suitable backing materials include conventional flexible backing materials used for pressure sensitive tapes, such as polyethylene, particularly low density polyethylene, linear low density polyethylene, high density polyethylene, polyester, polyethylene terephthalate, randomly oriented nylon fibers, polypropylene, ethylene-vinyl acetate copolymer, polyurethane, rayon and the like. Backings that are layered, such as polyethylene-aluminum-polyethylene composites, are also suitable. The backing should be substantially inert to the ingredients of the matrix layer.

The copolymers described above for use in a device of the invention can be prepared by methods well known to those skilled in the art and described, for example, in U.S. Patent RE 24,906 (Ulrich) and U.S. Pat. No. 4,732,808 (Krampe at al.).

5 Matrices of the invention can be used in the form of an adhesive coated sheet material. Such sheet materials are preferably prepared by combining the copolymer, the softener, and any additional components (e.g., a drug) with an organic solvent (e.g., ethyl acetate, methanol, acetone, 2-butanone, ethanol, isopropyl alcohol, toluene, alkanes, or a mixture thereof) to afford a coating
10 formulation. The total solids content of the coating formulation is preferably in a range of about 15 to 40 percent by weight, and more preferably in the range of about 20 to 35 percent by weight, based on the total weight of the coating formulation. The components of the coating formulation are combined and mixed (e.g., by shaking or rolling) until a homogeneous formulation is obtained, then
15 allowed to stand to dissipate air bubbles. The resulting coating formulation is knife coated onto a suitable release liner to provide a predetermined uniform thickness of the coating formulation. Suitable release liners include conventional release liners comprising a known sheet material such as a polyester web, a polyethylene web, or a polystyrene web, or a polyethylene-coated paper, coated with a suitable
20 fluoropolymer or silicone based coating. The coated release liner is dried and then laminated onto a backing material using conventional methods. Alternatively the coating formulation can be coated directly onto a backing. A transdermal device involving a matrix that is not a skin adhesive can be fixed to the skin by conventional means such as a peripheral ring of a pressure sensitive skin adhesive.

25 Adhesive coated sheet materials of the invention can be made in the form of an article such as a tape, a patch, a sheet, a dressing or any other form known to those skilled in the art. Transdermal drug delivery devices generally are made in the form of a patch of a size suitable to deliver a preselected amount of a drug through the skin. Generally the transdermal device will have a surface area of about 1 cm²
30 to about 40 cm².

The examples set forth below are intended to illustrate the invention.

Compliance Test Method

The compliance values given in the examples below were obtained using a modified version of the Creep Compliance Procedure described in U.S. Pat. No. 4,737,559 (Kellen). The release liner is removed from a sample of the material to be tested. The exposed adhesive surface is folded back on itself in the lengthwise direction to produce a "sandwich" configuration, i.e., backing/adhesive/backing. The "sandwiched" sample is passed through a laminator, or alternatively rolled with a hand-operated roller, then two test samples of equal area are cut using a rectangular

10 die. One test sample is centered on a first stationary plate of a shear-creep rheometer with the long axis of the test sample centered on the short axis of the plate. The small, non-stationary plate of the shear-creep rheometer is centered over the first sample on the first stationary plate such that the hook is facing up and toward the front of the rheometer. The second test sample is centered on the upper surface of the small, non-stationary plate matching the axial orientation of the first test sample. A second stationary plate is placed over the second test sample and the entire assembly is clamped into place. The end of the small, non-stationary plate that is opposite the end with the hook is connected to a chart recorder. A string is

20 connected to the hook of the small, non-stationary plate and extended over the front pulley of the rheometer. A weight (e.g., 500 g) is attached to the free end of the string. The chart recorder is started and at the same time the weight is quickly released so that it hangs free. The weight is removed after exactly 3 minutes has elapsed. The displacement is read from the chart recorder. The compliance is then calculated using the equation:

$$J = 2 \frac{AX}{hf}$$

30 where A is the area of one face of the test sample, h is the thickness of the adhesive mass (i.e., two times the matrix thickness of the sample being tested), X is the displacement and f is the force due to the mass attached to the string. Where A is

expressed in cm^2 , h in cm, X in cm and f in dynes, the compliance value is given in cm^2/dyne .

Determination of Isopropyl Myristate Content

5 The amount of isopropyl myristate present in a pressure sensitive skin adhesive composition was determined using the following test method. The release liner is removed from a sample of the material to be tested. The adhesive coating is manually scraped from the backing film. A 15 mg portion of the adhesive coating is placed into a clean sample vial. Tetrahydrofuran (2 mL containing 0.10 mg/mL of
10 lauryl acrylate which serves as an internal standard) is added and the sample is mixed until all of the adhesive coating is dissolved. A portion of the solution is placed in an autosampler vial and analyzed by gas chromatography using the following conditions: Instrument: HP5890; Column: DB-5, 30 meter, 0.25 μM film, 0.25 mm I.D.; Temperature Program: Initial 100°C, ramp 10°C/min to 300°C, hold
15 2 min; Injection: 2 μL , split 25/1, 300°C; Detection: FID, 300°C. Isopropyl myristate standards are prepared using copolymer samples containing no isopropyl myristate. Separate standard curves are prepared for each copolymer. Each sample is run in duplicate.

20 Determination of Oleyl Alcohol Content

 The amount of oleyl alcohol present in a pressure sensitive skin adhesive composition was determined using the following test method. The release liner is removed from a sample of the material to be tested. The adhesive coating is manually scraped from the backing film. A 15 mg portion of the adhesive coating is
25 placed into a clean sample vial. Tetrahydrofuran (10 mL containing 0.1 mg/mL of dodecyl alcohol which serves as an internal standard) is added and the sample is mixed until all of the adhesive coating is dissolved. A portion of the solution is placed in an autosampler vial and analyzed by gas chromatography using the following conditions: Instrument: HP5890; Column: DB-wax, 15 meter, 0.25 μM
30 film, 0.25 mm I.D.; Temperature Program: Initial 60°C, ramp 7°C/min to 250°C, hold 2 min; Injection: 2 μL , split 25/1, 250°C; Detection: FID, 250°C. Oleyl

alcohol standards are prepared using copolymer samples containing no oleyl alcohol. Separate standard curves are prepared for each copolymer. Each sample is run in duplicate.

5 **Preparation of Copolymers**

The copolymers used in the examples that follow were prepared generally according to the methods described below. The inherent viscosity values which are reported were measured by conventional means using a Cannon-Fenske #50 viscometer in a water bath controlled at 27°C to measure the flow time of 10 milliliters of a polymer solution (0.15-0.25 g per deciliter of polymer in ethyl acetate, unless other wise indicated). The test procedure followed and the apparatus used are described in detail in "Textbook of Polymer Science", F. W. Billmeyer, Wiley Interscience, Second Edition, 1971, Pages 84 and 85.

15 **Preparation of Isooctyl Acrylate: Dimethylacrylamide:**

**Hydroxyethyl Acrylate: Polymethylmethacrylate Macromonomer
(60/15/15/10) Copolymer**

Isooctyl acrylate (141.0 g), N,N-dimethylacrylamide (35.25 g), hydroxyethyl acrylate (35.25 g), ELVACITE™ 1010 polymethylmethacrylate macromonomer (23.50 g, ICI), ethyl acetate (251.75 g), isopropanol (13.25 g) and 2,2'-azobis(2,4-dimethylpentanenitrile) (0.47 g, VAZO™ 52 available from DuPont) were charged into a one liter bottle. The mixture was deoxygenated by purging with nitrogen (1L/min) for 2 minutes. The bottle was sealed and placed in a rotating water bath at 45°C for 24 hours. The bottle was removed, opened, charged with an additional 0.47 g of VAZO 52, repurged with nitrogen as before, sealed and placed in the launderometer for an additional 24 hours. The percent solids of the resulting solution of copolymer was 45.51%. The inherent viscosity was 0.469 deciliter/gram in ethyl acetate at 0.25 g/dl.

Preparation of Isooctyl Acrylate:**Dimethylacrylamide: Polymethylmethacrylate Macromonomer****(50/40/10) Copolymer**

Isooctyl acrylate (117.5 g), N,N-dimethylacrylamide (94.0 g), ELVACITE™
5 1010 polymethylmethacrylate macromonomer (23.5 g), ethyl acetate (251.75 g),
isopropanol (13.25 g) and VAZO 52 (0.47 g) were charged into a one liter bottle.
The mixture was deoxygenated by purging with nitrogen (1L/min) for 2 minutes.
The bottle was sealed and placed in a rotating water bath at 45°C for 24 hours. The
bottle was removed, opened, charged with an additional 0.47 g of VAZO 52,
10 repurged with nitrogen as before, sealed and placed in the launderometer for an
additional 24 hours. The percent solids of the resulting solution of copolymer was
46.19%. The inherent viscosity was 0.532 dl/g in ethyl acetate at 0.25 g/dl.

Preparation of Isooctyl Acrylate:**15 Dimethylacrylamide: Polymethylmethacrylate Macromonomer****(63/27/10) Copolymer**

Isooctyl acrylate (157.5 g), N,N-dimethylacrylamide (67.5 g), ELVACITE
1010 macromonomer (25.0 g), ethyl acetate (261.25 g), isopropanol (13.75 g) and
VAZO 52 (0.5 g) were charged into a one liter bottle. The mixture was
20 deoxygenated by purging with nitrogen (1L/min) for 3 minutes. The bottle was
sealed and placed in a rotating water bath at 45°C for 24 hours. The bottle was
removed, opened, charged with an additional 0.5 g of VAZO 52, repurged with
nitrogen as before, sealed and placed in the launderometer for an additional 24
hours. The percent solids of the resulting solution of copolymer was 47.8%. The
25 inherent viscosity was 0.394 dl/g in ethyl acetate at 0.15 g/dl.

Preparation of Isooctyl Acrylate:
Hydroxyethyl Acrylate: Polymethylmethacrylate
Macromonomer
(55/40/5) Copolymer

5 Molecular sieves (50 g of 8-12 mesh, 4A, 1.6 mm beads) were added to each of 4 quart (0.95 L) wide mouth jars. The jars were filled with isooctyl acrylate, hydroxyethyl acrylate, ethyl acetate, and isopropanol respectively. The jars were tightly capped and allowed to stand for at least 24 hours. The molecular sieves were then removed by filtration through Whatman[†] filter paper No. 4. The
10 "dry" monomers and solvents were then stored in tightly capped bottles until used to prepare copolymer. Isooctyl acrylate (137.5 g), hydroxyethyl acrylate (100.0 g), ELVACITE™ 1010 polymethylmethacrylate macromonomer (12.5 g), ethyl acetate (318.75 g), isopropanol (56.25 g) and VAZO 52 (0.5 g) were charged into a one liter bottle. The mixture was deoxygenated by purging with nitrogen (1L/min) for 3
15 minutes. The bottle was sealed and placed in a rotating water bath at 45°C for 24 hours. The bottle was removed, opened, charged with an additional 0.5 g of VAZO 52, repurged with nitrogen as before, sealed and placed in the launderometer for an additional 24 hours. The percent solids of the resulting solution of copolymer was 39.30%. The inherent viscosity was 0.335 dl/g in ethyl acetate at 0.15 g/dl.

20

Preparation of Isooctyl Acrylate:
Hydroxyethyl acrylate: Polystyrene Macromonomer
(54/36/10) Copolymer

Isooctyl acrylate (135 g), hydroxyethyl acrylate (90 g), polystyrene
25 macromonomer (25.0 g), ethyl acetate (356.25 g), isopropanol (18.75 g) and VAZO 52 (0.5 g) were charged into a one liter bottle. The mixture was deoxygenated by purging with nitrogen (1L/min) for 3 minutes. The bottle was sealed and placed in a rotating water bath at 45°C for 24 hours. The bottle was removed, opened, charged with an additional 0.5 g of VAZO 52, repurged with
30 nitrogen as before, sealed and placed in the launderometer for an additional 24

[†] Trademark

hours. The percent solids of the resulting solution of copolymer was 41.2%. The inherent viscosity was 0.75 dl/g in ethyl acetate at 0.15 g/dl.

Preparation of Isooctyl Acrylate:

5 Hydroxyethyl acrylate: Polystyrene Macromonomer
(54/36/10) Copolymer

Isooctyl acrylate (135 g), hydroxyethyl acrylate (90 g), polystyrene macromonomer (25.0 g), ethyl acetate (318.75 g), isopropanol (56.25 g) and VAZO 52 (0.5 g) were charged into a one liter bottle. The mixture was
10 deoxygenated by purging with nitrogen (1L/min) for 3 minutes. The bottle was sealed and placed in a rotating water bath at 45°C for 24 hours. The bottle was removed, opened, charged with an additional 0.5 g of VAZO 52, repurged with nitrogen as before, sealed and placed in the launderometer for an additional 24
15 hours. The percent solids of the resulting solution of copolymer was 39.6%. The inherent viscosity was 0.29 dl/g in ethyl acetate at 0.15 g/dl.

Preparation of

Isooctyl Acrylate:Polystyrene Macromonomer
(95/5) Copolymer

20 Isooctyl acrylate (237.5 g), polystyrene macromonomer (12.5 g), ethyl acetate (261.25 g), isopropanol (13.75 g) and VAZO 52 (0.5 g) were charged into a one liter bottle. The mixture was deoxygenated by purging with nitrogen (1L/min) for 3 minutes. The bottle was sealed and placed in a rotating water bath at 45°C for 24 hours. The bottle was removed, opened, charged with an additional 0.5 g of
25 VAZO 52, repurged with nitrogen as before, sealed and placed in the launderometer for an additional 24 hours. The percent solids of the resulting solution of copolymer was 47.5%. The inherent viscosity was 0.45 dl/g in ethyl acetate at 0.15 g/dl.

Preparation of Isooctyl Acrylate:**Vinyl Acetate: Polystyrene Macromonomer****(61/37/2) Copolymer**

Isooctyl acrylate (134.2 g), vinyl acetate (81.4 g), polystyrene
5 macromonomer (4.4 g), 2,2'-azobis(isobutyronitrile) (0.55 g), ethyl acetate (126.0
g), and toluene (54.0 g) were charged into a one liter bottle. The mixture was
deoxygenated by purging with nitrogen (1 L/min) for 2 minutes. The bottle was
sealed and placed in a rotating water bath at 60°C for 24 hours. The resulting
copolymer solution was diluted with ethyl acetate (150 mL). The inherent viscosity
10 in ethyl acetate at 0.2 g/dl was measured at 0.87 dl/g.

Preparation of Isooctyl Acrylate:**Vinyl Acetate: Polystyrene Macromonomer****(61/37/2) Copolymer**

15 Isooctyl acrylate (134.2 g), vinyl acetate (81.4 g), polystyrene
macromonomer (4.4 g), 2,2'-azobis(isobutyronitrile) (0.55 g), ethyl acetate (144.0
g), and toluene (36.0 g) were charged into a one liter bottle. The mixture was
deoxygenated by purging with nitrogen (1 L/min) for 2 minutes. The bottle was
sealed and placed in a rotating water bath at 60°C for 24 hours. The resulting
20 copolymer solution was diluted with ethyl acetate (150 mL). The inherent viscosity
in ethyl acetate at 0.2 g/dl was measured at 1.02 dl/g.

Preparation of Isooctyl Acrylate:**Vinyl Acetate: Polystyrene Macromonomer****25 (58/37/5) Copolymer**

Isooctyl acrylate (127.6 g), vinyl acetate (81.4 g), polystyrene
macromonomer (11.0 g), 2,2'-azobis(isobutyronitrile) (0.55 g), ethyl acetate
(126.0), and toluene (54.0 g) were charged into a one liter bottle. The mixture was
deoxygenated by purging with nitrogen (1 L/min) for 2 minutes. The bottle was
30 sealed and placed in a rotating water bath at 60°C for 24 hours. The resulting

copolymer solution was diluted with ethyl acetate (150 mL). The inherent viscosity in ethyl acetate at 0.2 g/dl was measured at 0.89 dl/g.

Preparation of Isooctyl Acrylate:

5 Vinyl Acetate: Polystyrene Macromonomer
(58/37/5) Copolymer

Isooctyl acrylate (127.6 g), vinyl acetate (81.4 g), polystyrene
macromonomer (11.0 g), 2,2'-azobis(isobutyronitrile) (0.55 g), ethyl acetate
(144.0), and toluene (36.0 g) were charged into a one liter bottle. The mixture was
10 deoxygenated by purging with nitrogen (1 L/min) for 2 minutes. The bottle was
sealed and placed in a rotating water bath at 60°C for 24 hours. The resulting
copolymer solution was diluted with ethyl acetate (150 mL). The inherent viscosity
in ethyl acetate at 0.2 g/dl was measured at 1.02 dl/g.

15 Preparation of Isooctyl Acrylate:

Vinyl Acetate: Polymethylmethacrylate Macromonomer
(58/37/5) Copolymer

Isooctyl acrylate (145.0 g), vinyl acetate (92.5 g), ELVACITE™ 1020
polymethylmethacrylate macromonomer (12.5 g), 2,2'-azobis(2,4-
20 dimethylpentanenitrile) (0.5 g), and ethyl acetate (282.0) were charged into a one
liter bottle. The mixture was deoxygenated by purging with nitrogen (1 L/min) for
3 minutes. The bottle was sealed and placed in a rotating water bath at 45°C for 24
hours. The bottle was removed from the bath, opened, charged with an additional
0.5 g of 2,2'-azobis(2,4-dimethylpentanenitrile), deoxygenated as before, sealed and
25 returned to the rotating water bath for an additional 24 hours. The inherent
viscosity in ethyl acetate at 0.15 g/dl was measured at 1.05 dl/g.

Preparation of Isooctyl Acrylate:

**Vinyl Acetate: Polymethylmethacrylate Macromonomer
(58/37/5) Copolymer**

Isooctyl acrylate (145.0 g), vinyl acetate (92.5 g), ELVACITE™ 1020
5 polymethylmethacrylate macromonomer (12.5 g), 2,2'-azobis(2,4-
dimethylpentanenitrile) (0.5 g), and ethyl acetate (250.0) were charged into a one
liter bottle. The mixture was deoxygenated by purging with nitrogen (1 L/min) for
3 minutes. The bottle was sealed and placed in a rotating water bath at 45°C for 24
hours. The bottle was removed from the bath, opened, charged with an additional
10 0.5 g of 2,2'-azobis(2,4-dimethylpentanenitrile), deoxygenated as before, sealed and
returned to the rotating water bath for an additional 24 hours. The inherent
viscosity in ethyl acetate at 0.15 g/dl was measured at 1.15 dl/g.

Preparation of Isooctyl Acrylate:

15 **Vinyl Acetate: Polymethylmethacrylate Macromonomer
(53/37/10) Copolymer**

Isooctyl acrylate (132.5 g), vinyl acetate (92.5 g), ELVACITE™ 1020
polymethylmethacrylate macromonomer (25.0 g), 2,2'-azobis(2,4-
dimethylpentanenitrile) (0.5 g), and ethyl acetate (230.8) were charged into a one
20 liter bottle. The mixture was deoxygenated by purging with nitrogen (1 L/min) for
3 minutes. The bottle was sealed and placed in a rotating water bath at 45°C for 24
hours. The bottle was removed from the bath, opened, charged with an additional
0.5 g of 2,2'-azobis(2,4-dimethylpentanenitrile), deoxygenated as before, sealed and
returned to the rotating water bath for an additional 24 hours. The inherent
25 viscosity in ethyl acetate at 0.15 g/dl was measured at 0.815 dl/g.

Preparation of Isooctyl Acrylate:

**Vinyl Acetate: Polymethylmethacrylate Macromonomer
(53/37/10) Copolymer**
30 Isooctyl acrylate (132.5 g), vinyl acetate (92.5 g), ELVACITE™ 1020
polymethylmethacrylate macromonomer (25.0 g), 2,2'-azobis(2,4-

dimethylpentanenitrile) (0.5 g), and ethyl acetate (204.5) were charged into a one liter bottle. The mixture was deoxygenated by purging with nitrogen (1 L/min) for 3 minutes. The bottle was sealed and placed in a rotating water bath at 45°C for 24 hours. The bottle was removed from the bath, opened, charged with an additional 5 0.5 g of 2,2'-azobis(2,4-dimethylpentanenitrile), deoxygenated as before, sealed and returned to the rotating water bath for an additional 24 hours. The inherent viscosity in ethyl acetate at 0.15 g/dl was measured at 0.92 dl/g.

Preparation of "Dried" Adhesive

10 Dried adhesive is prepared by knife coating a 25 to 50 percent solids solution of the adhesive copolymer at a thickness of 20 to 25 mil (500 to 635 μ M) onto a release liner. The adhesive coated release liner is oven dried (e.g. 4 min at 110°F (43°C), 2 minutes at 185°F (85°C), and 10 minutes at 300°F (149°C)) to remove solvent and reduce the amount of residual monomers. The dried adhesive 15 copolymer is stripped off the release liner and stored in a glass container.

In the examples that follow all percentages are weight/weight unless otherwise indicated. The weight percentages of the formulations after drying are calculated values, unless otherwise indicated, and assume that only solvent was 20 evaporated during the drying process. The abbreviations IOA, HEA, DMACM, PSMac, PMMAMac, and VoAc are used for isooctyl acrylate, hydroxyethyl acrylate, dimethylacrylamide, polystyrene macromonomer, polymethylmethacrylate macromonomer, and vinyl acetate respectively. The polystyrene macromonomer used in the copolymers in the examples below is that macromonomer designated as 25 Example M-1 in U.S. Pat. No. 4,732,808 (Krampe). Except as noted, the polymethylmethacrylate macromonomer used was ELVACITE 1010. The abbreviations BS, DDAO, DGME, DIPA, EO, GML, IPM, ISA, LG, ML, OA and PG are used for butyl stearate, N,N-dimethyldodecylamine-N-oxide, diethylene glycol monoethyl ether, diisopropyl adipate, ethyl oleate, glyceryl monolaurate, 30 isopropyl myristate, isostearic acid, lauryl glycol, methyl laurate, oleyl alcohol and propylene glycol respectively. The abbreviation LN is used for levonorgestrel.

Example 1

Copolymer (50 g of 54/36/10 IOA/HEA/PSMac, 41% solids in 95/5 ethyl acetate/isopropanol, inherent viscosity ("iv") = 0.75 dl/g) and isopropyl myristate (1.08 g) were combined in a glass jar. The jar was capped and placed on a roller for about 24 hours. The resulting formulation was knife coated at a wet thickness of 12 mil (305 μm) onto a silicone release liner [5 mil (127 μm) Daubert PESTER[†]]. The coated release liner was oven dried at 110°F (43°C) for 4 minutes then at 180°F (82°C) for 4 minutes. The resulting coating contained 95 percent 54/36/10 IOA/HEA/PSMac copolymer and 5 percent isopropyl myristate. The coated liner was laminated to the corona treated side of a 3 mil (76 μm) polyethylene film. The compliance was measured using the test method described above and found to be $0.42 \times 10^{-5} \text{ cm}^2/\text{dyne}$ (average of three independent determinations).

15

Examples 2 - 33

Using the general method of Example 1, a series of coated sheet materials in which the copolymer, softener and amount of softener were varied was prepared. The copolymer, identity and amount of softener, wet coating thickness, and the compliance values are shown in Table 1. Unless otherwise indicated, each J-value is the average of three independent determinations. When the compliance was "not run", the formulation was too soft to be tested.

20

[†] Trademark

Table 1

Example Number	Copolymer		Softener	Wet Coating Thickness (mil/ μm)	J-value ($\times 10^{-5}$ cm^2/dyne)
	Type	iv (dl/g)			
2	54/36/10 IOA/HEA/PSMac	0.75	10% IPM	12/305	0.57
3	54/36/10 IOA/HEA/PSMac	0.75	13% IPM	12/305	0.57
4	54/36/10 IOA/HEA/PSMac	0.75	17% IPM	10/254	0.80
5	54/36/10 IOA/HEA/PSMac	0.75	20% IPM	10/254	1.12
6	54/36/10 IOA/HEA/PSMac	0.75	25% IPM	8/203	2.26
7	54/36/10 IOA/HEA/PSMac	0.29	5% IPM	12/305	1.09
8	54/36/10 IOA/HEA/PSMac	0.29	10% IPM	12/305	1.65
9	54/36/10 IOA/HEA/PSMac	0.29	13% IPM	12/305	1.83
10	54/36/10 IOA/HEA/PSMac	0.29	17% IPM	10/254	2.13 ¹

Table 1

Example Number	Copolymer		Softener	Wet Coating Thickness (mil/ μ m)	J-value ($\times 10^{-3}$ cm ² /dyne)
	Type	iv (dl/g)			
11	54/36/10 IOA/HEA/PSMac	0.29	20% IPM	10/254	3.87 ²
12	54/36/10 IOA/HEA/PSMac	0.29	25% IPM	8/203	14.2
13	51/34/15 IOA/HEA/PMMAMac	0.38	10% IPM	12/305	0.28
14	51/34/15 IOA/HEA/PMMAMac	0.38	20% IPM	10/254	0.46
15	51/34/15 IOA/HEA/PMMAMac*	0.42	10% IPM	12/305	0.28
16	51/34/15 IOA/HEA/PMMAMac*	0.42	20% IPM	10/254	0.38
17	72/13/15 IOA/HEA/PMMAMac	0.36	10% IPM	12/305	0.38
18	72/13/15 IOA/HEA/PMMAMac	0.36	20% IPM	10/254	0.53
19	85/15 IOA/PMMAMac	0.48	10% IPM	12/305	not run

Table I

Example Number	Copolymer		Softener	Wet Coating Thickness (mil/ μm)	J-value ($\times 10^{-5}$ cm^2/dyne)
	Type	iv (dl/g)			
20	85/15 IOA/PMMAMac	0.48	20% IPM	10/254	off scale
C1	57/38/5 IOA/HEA/PSMac	0.32	none	6/152	1.29
21	54/36/10 IOA/HEA/PSMac	0.29	30% IPM	6/152	66.8
22	51/34/15 IOA/HEA/PSMac	0.28	30% IPM	6/152	18.2
23	51/34/15 IOA/HEA/PSMac	0.28	15% IPM	10/254	0.76
C2	57/38/5 IOA/HEA/PSMac	0.65	none	6/152	0.57
24	54/36/10 IOA/HEA/PSMac	0.75	35% IPM	6/152	11.2
25	51/34/15 IOA/HEA/PSMac	0.73	50% IPM	6/152	155
26	51/34/15 IOA/HEA/PSMac	0.73	40% IPM	6/152	27.8

Table I

Example Number	Copolymer		Softener	Wet Coating Thickness (mil/ μ m)	J-value ($\times 10^{-3}$ cm ² /dyne)
	Type	iv (dl/g)			
27	51/34/15 IOA/HEA/PSMac	0.73	30% IPM	6/152	2.36
28	51/34/15 IOA/HEA/PSMac	0.73	50% OA	10/254	not run
29	51/34/15 IOA/HEA/PSMac	0.73	40% OA	10/254	3.59
30	51/34/15 IOA/HEA/PSMac	0.73	30% OA	10/254	0.64
31	51/34/15 IOA/HEA/PSMac	0.73	20% OA	10/254	0.42
32	51/34/15 IOA/HEA/PSMac	0.73	40% ISA	10/254	0.79
33	51/34/15 IOA/HEA/PSMac	0.73	40% BS	10/254	not run

¹ average of 2 determinations² average of 4 determinations

PMMAMac* ELVACITE 1020

Examples 34 - 38

Using the general method of Example 1, a series of coated sheet materials in which the copolymer was varied but the amount of IPM was theoretically held constant was prepared. The copolymer and amount (both calculated and
5 determined using a modification of the method described above) of IPM, wet coating thickness, and the compliance values are shown in Table 2. In the modified analysis procedure, sample preparation involved combining 2 mL ethyl acetate containing 0.05 mg/mL lauryl acrylate with 25 mg of polymer. In the modified
10 analysis procedure, isopropyl myristate standards did not contain copolymer. Unless otherwise indicated, each J-value is the average of three independent determinations.

Table 2

Example Number	Copolymer		Wt Percent IPM		Wet Coating Thickness (mil/ μm)	J-value ($\times 10^{-3}$ cm^2/dyne)
	Type	iv (dl/g)	Calc.	Actual		
34	78/14/8 IOA/HEA/PSMac	1.60 ¹	20	13.5	10/254	1.68 ²
35	78/14/8 IOA/HEA/PSMac	1.07 ¹	20	11.7	10/254	3.86
36	95/5 IOA/PSMac	0.47	20	12.5	10/254	12.8
37	55/40/5 IOA/HEA/PSMac	0.38	20	13.4	10/254	19.7
38	55/40/5 IOA/HEA/PMMAMac	0.34	20	10.5	10/254	10.3

¹Run in tetrahydrofuran²Average of 4 determinations

Example 39

Copolymer (50 g of 51/34/15 IOA/HEA/PSMac, 39.2% solids in 95/5 ethyl acetate/isopropanol, $\eta_v = 0.73$ dl/g) and oleyl alcohol (8.4 g) were combined in a glass jar. The jar was capped and placed on a roller for about 24 hours. The
5 resulting formulation was knife coated at a wet thickness of 15 mil (381 μ m) onto a silicone release liner [5 mil (127 μ m) Daubert PESTER]. The coated release liner was oven dried at 110°F (43°C) for 20 minutes. The resulting coating theoretically contained 70 percent 51/34/15 IOA/HEA/PSMac copolymer and 30 percent oleyl alcohol. The coated liner was laminated to a backing (1109 SCOTCHPAK™ tan,
10 polyester film laminate, available from the 3M Company). The compliance was measured using the test method described above and found to be 0.74×10^{-5} cm²/dyne (average of three independent determinations). A portion of the coating was removed from the backing and assayed for oleyl alcohol using the test method described above. The oleyl alcohol content was found to be 28 percent.

15

Examples 40 - 106

Using the general method of Example 39, a series of coated sheet materials in which the copolymer, softener and amount of softener were varied was prepared. The copolymer, identity and amount (weight percent, both calculated and
20 determined using the methods described above) of softener, wet coating thickness, and the compliance values are shown in Table 3. Unless otherwise indicated, each J-value is the average of three independent determinations.

Table 3

Example Number	Copolymer		Softener			Wet Coating Thickness (mil/ μm)	J-value ($\times 10^{-5}$ cm ² /dyne)
	Type	iv (dl/g)	ID	Calc	Actual		
C3	57/38/5 IOA/HEA/PSMac	0.65	None	0	0	15/381	0.92 ¹
40	57/38/5 IOA/HEA/PSMac	0.65	OA	10	8.9	15/381	2.05
41	57/38/5 IOA/HEA/PSMac	0.65	OA	20	19.9	15/381	3.39
42	57/38/5 IOA/HEA/PSMac	0.65	OA	30	29.7	15/381	4.29
C4	95/5 IOA/PSMac	0.45	none	0	0	15/381	3.22
43	95/5 IOA/PSMac	0.45	OA	20	18.9	15/381	5.00
44	95/5 IOA/PSMac	0.45	OA	40	37.1	15/381	8.16
C5	90/10 IOA/PSMac	0.65	none	0	0	15/381	1.07

Table 3

Example Number	Copolymer		Softener			Wet Coating Thickness (mil/ μ m)	J-value ($\times 10^{-5}$ cm ² /dyne)
	Type	iv (dl/g)	ID	Calc	Actual		
45	90/10 IOA/PSMac	0.65	OA	20	18.8	15/381	1.63
46	90/10 IOA/PSMac	0.65	OA	40	39	15/381	2.72
C6	85/15 IOA/PSMac	0.55	none	0	0	15/381	0.56
47	85/15 IOA/PSMac	0.55	OA	20	19	15/381	0.85
48	85/15 IOA/PSMac	0.55	OA	40	36	15/381	1.74
49	57/38/5 IOA/HEA/PSMac	0.65	OA	40	37	15/381	4.99
50	57/38/5 IOA/HEA/PSMac	0.65	OA	60	56.5	15/381	221 ²
51	57/38/5 IOA/HEA/PSMac	0.65	OA	60	-	4/102	1300 ²
52	95/5 IOA/PSMac	0.45	OA	40	36.7	15/381	9.88

Table 3

Example Number	Copolymer		Softener			Wet Coating Thickness (mil/ μ m)	J-value ($\times 10^{-5}$ cm ² /dyne)
	Type	iv (dl/g)	ID	Calc	Actual		
53	95/5 IOA/PSMac	0.45	OA	60	52.8	15/381	not run
54	95/5 IOA/PSMac	0.45	OA	60	-	4/102	not run
55	90/10 IOA/PSMac	0.65	OA	40	38	15/381	2.95
56	90/10 IOA/PSMac	0.65	OA	60	56.6	15/381	not run
57	90/10 IOA/PSMac	0.65	OA	60	-	4/102	4.12 ¹
58	85/15 IOA/PSMac	0.55	OA	40	40.5	15/381	1.99
59	85/15 IOA/PSMac	0.55	OA	60	60	15/381	48.2 ²
60	85/15 IOA/PSMac	0.55	OA	60	-	4/102	2.82 ³
C7	54/36/10 IOA/HEA/PSMac	0.54	none	0	0	15/381	0.51

Table 3

Example Number	Copolymer		Softener			Wet Coating Thickness (mil/ μ m)	J-value ($\times 10^{-3}$ cm ² /dyne)
	Type	iv (dl/g)	ID	Calc	Actual		
61	54/36/10 IOA/HEA/PSMac	0.54	OA	10	9.1	15/381	0.83
62	54/36/10 IOA/HEA/PSMac	0.54	OA	20	18.3	15/381	1.18
63	54/36/10 IOA/HEA/PSMac	0.54	OA	30	28.1	15/381	1.63
64	54/36/10 IOA/HEA/PSMac	0.54	OA	40	37.6	15/381	2.32
65	54/36/10 IOA/HEA/PSMac	0.54	OA	60	56.9	15/381	190 ²
66	54/36/10 IOA/HEA/PSMac	0.54	OA	60	-	4/102	230 ²
67	95/5 IOA/PSMac	0.45	OA	47	45.5	15/381	40.5 ²
68	90/10 IOA/PSMac	0.65	OA	47	48	15/381	3.34
69	90/10 IOA/PSMac	0.65	OA	53	53.5	15/381	6.26 ³

Table 3

Example Number	Copolymer		Softener			Wet Coating Thickness (mil/ μ m)	J-value ($\times 10^{-5}$ cm ² /dyne)
	Type	iv (dl/g)	ID	Calc	Actual		
70	90/10 IOA/PSMac	0.65	OA	53	-	4/102	4.43 ²
71	85/15 IOA/PSMac	0.55	OA	47	42.2	15/381	15.1 ³
72	85/15 IOA/PSMac	0.55	OA	53	50.7	15/381	27.0 ³
73	57/38/5 IOA/HEA/PMMAMac*	0.53	IPM	20	19.2	15/381	2.34 ³
74	57/38/5 IOA/HEA/PMMAMac*	0.53	IPM	40	39.3	15/381	34.4
75	54/36/10 IOA/HEA/PMMAMac*	0.46	IPM	20	19.6	15/381	0.79
76	54/36/10 IOA/HEA/PMMAMac*	0.46	IPM	40	38.5	15/381	93.3 ²
C8	51/34/15 IOA/HEA/PMMAMac*	0.35	None	0	0	15/381	0.42
77	51/34/15 IOA/HEA/PMMAMac*	0.35	IPM	10	9.6	15/381	0.83 ³

Table 3

Example Number	Copolymer		Softener			Wet Coating Thickness (mil/ μ m)	J-value ($\times 10^{-5}$ cm ² /dyne)
	Type	iv (dl/g)	ID	Calc	Actual		
78	51/34/15 IOA/HEA/PMMAMac*	0.35	IPM	20	18.7	15/381	1.18 ³
79	51/34/15 IOA/HEA/PMMAMac*	0.35	IPM	30	27.2	15/381	1.52 ³
80	51/34/15 IOA/HEA/PMMAMac*	0.35	IPM	40	36.6	15/381	3.34 ²
81	51/34/15 IOA/HEA/PMMAMac*	0.35	IPM	50	42.1	4/102	4.46 ³
82	51/34/15 IOA/HEA/PMMAMac*	0.35	IPM	60	45.2	4/102	4.26 ³
83	51/34/15 IOA/HEA/PMMAMac*	0.35	OA	10	9.7	15/381	0.61 ³
84	51/34/15 IOA/HEA/PMMAMac*	0.35	OA	20	19.3	15/381	0.94 ³
85	51/34/15 IOA/HEA/PMMAMac*	0.35	OA	30	30.5	15/381	1.22 ³
86	51/34/15 IOA/HEA/PMMAMac*	0.35	OA	40	40.3	15/381	1.77 ³

Table 3

Example Number	Copolymer		iv (dl/g)	Softener			Wet Coating Thickness (mil/ μ m)	J-value ($\times 10^{-3}$ cm ² /dyne)
	Type	ID		Calc	Actual			
87	51/34/15 IOA/HEA/PMMAMac*	OA	0.35	50	48.7	15/381	2.43 ³	
88	51/34/15 IOA/HEA/PMMAMac*	OA	0.35	60	58.6	15/381	3.69 ³	
89	51/34/15 IOA/HEA/PMMAMac*	OA	0.35	60	60.1	4/102	4.03 ²	
90	57/38/5 IOA/HEA/PSMac	OA	0.65	47	46.3	15/381	9.86	
91	57/38/5 IOA/HEA/PSMac	OA	0.65	47	-	4/102	36.3 ³	
92	57/38/5 IOA/HEA/PSMac	OA	0.65	53	52.3	15/381	47.2	
93	57/38/5 IOA/HEA/PSMac	OA	0.65	53	-	4/102	2.87 ²	
94	54/36/10 IOA/HEA/PSMac	OA	0.56	47	46	15/381	2.99	
95	54/36/10 IOA/HEA/PSMac	OA	0.56	47	-	4/102	3.62 ³	

Table 3

Example Number	Copolymer		Softener			Wet Coating Thickness (mil/ μ m)	J-value ($\times 10^{-3}$ cm ² /dyne)
	Type	iv (dl/g)	ID	Calc	Actual		
96	54/36/10 IOA/HEA/PSMac	0.56	OA	53	51	15/381	19.1
97	54/36/10 IOA/HEA/PSMac	0.56	OA	53	-	4/102	125 ³
C9	51/34/15 IOA/HEA/PSMac	0.52	none	0	0	15/381	0.36
98	51/34/15 IOA/HEA/PSMac	0.52	OA	10	10	15/381	0.50
99	51/34/15 IOA/HEA/PSMac	0.52	OA	20	19.7	15/381	0.56
100	51/34/15 IOA/HEA/PSMac	0.52	OA	30	30.4	15/381	0.77 ³
101	51/34/15 IOA/HEA/PSMac	0.52	OA	40	40.5	15/381	1.16
102	51/34/15 IOA/HEA/PSMac	0.52	OA	47	48.1	15/381	1.56
103	51/34/15 IOA/HEA/PSMac	0.52	OA	47	-	4/102	1.81 ³

Table 3

Example Number	Copolymer		Softener			Wet Coating Thickness (mil/ μ m)	J-value ($\times 10^{-3}$ cm ² /dyne)
	Type	iv (dl/g)	ID	Calc	Actual		
104	51/34/15 IOA/HEA/PSMac	0.52	OA	53	53.9	15/381	33.7
105	51/34/15 IOA/HEA/PSMac	0.52	OA	53	-	4/102	4.04 ²
106	51/34/15 IOA/HEA/PSMac	0.52	OA	60	61	15/381	147 ²

¹ Average of four determinations² Single determination³ Average of two determinations

PMMAMac* is ELVACITE 1020

Examples 107 - 129

Using the general method of Example 39, a series of coated sheet materials in which the copolymer, softener and amount of softener were varied was prepared. The copolymer, identity and amount (weight percent) of softener, wet coating
5 thickness, and the compliance values are shown in Table 4. Unless otherwise indicated, each J-value is the average of two independent determinations. When the compliance was "not run", the formulation was too soft to be tested.

Table 4

Example Number	Copolymer		Softener	Wet Coating Thickness (mil/ μm)	J-value ($\times 10^{-5}$ cm^2/dyne)
	Type	iv (dl/g)			
C10	57/38/5 IOA/HEA/PMMA	0.54	none	15/381	0.80 ¹
107	57/38/5 IOA/HEA/PMMA	0.54	10% IPM ⁴	15/381	1.50
108	57/38/5 IOA/HEA/PMMA	0.54	20% IPM ⁴	15/381	2.62
109	57/38/5 IOA/HEA/PMMA	0.54	30% IPM ⁴	15/381	4.58
110	57/38/5 IOA/HEA/PMMA	0.54	40% IPM ⁴	4/102	64.2 ²
111	57/38/5 IOA/HEA/PMMA	0.54	50% IPM	4/102	not run
112	57/38/15 IOA/HEA/PMMA	0.54	60% IPM	4/102	not run
C11	54/36/10 IOA/HEA/PMMA	0.50	none	15/381	0.44

Table 4

Example Number	Copolymer		Softener	Wet Coating Thickness (mil/ μm)	J-value ($\times 10^{-5}$ cm ² /dyne)
	Type	iv (dl/g)			
113	54/36/10 IOA/HEA/PMMAMac*	0.50	10% IPM ⁴	15/381	0.69
114	54/36/10 IOA/HEA/PMMAMac*	0.50	20% IPM ⁴	15/381	0.94 ³
115	54/36/10 IOA/HEA/PMMAMac*	0.50	30% IPM ⁴	15/381	1.46
116	54/36/10 IOA/HEA/PMMAMac*	0.50	40% IPM	4/102	not run
117	54/36/10 IOA/HEA/PMMAMac*	0.50	50% IPM	4/102	not run
118	57/38/5 IOA/HEA/PMMAMac*	0.54	10% OA	15/381	1.63
119	57/38/5 IOA/HEA/PMMAMac*	0.54	20% OA	15/381	2.70
120	57/38/5 IOA/HEA/PMMAMac*	0.54	30% OA	15/381	4.19
121	57/38/5 IOA/HEA/PMMAMac*	0.54	40% OA	4/102	6.01

Table 4

Example Number	Copolymer		Softener	Wet Coating Thickness (mil/ μ m)	J-value ($\times 10^{-5}$ cm ² /dyne)
	Type	iv (dl/g)			
122	57/38/5 IOA/HEA/PMMA	0.54	50% OA	4/102	8.27
123	57/38/5 IOA/HEA/PMMA	0.54	60% OA	4/102	11.8
124	54/36/10 IOA/HEA/PMMA	0.50	10% OA	15/381	0.60
125	54/36/10 IOA/HEA/PMMA	0.50	20% OA	15/381	0.89
126	54/36/10 IOA/HEA/PMMA	0.50	30% OA	15/381	1.19
127	54/36/10 IOA/HEA/PMMA	0.50	40% OA	4/102	1.56
128	54/36/10 IOA/HEA/PMMA	0.50	50% OA	4/102	2.65
129	54/36/10 IOA/HEA/PMMA	0.50	60% OA	4/102	3.99

WO 96/08229

2198390 PCT/US95/12163

PMMAMac* is EL VACITE 1020

¹ Average of four determinations

² Single determination

³ Average of three determinations

⁴ IPM content confirmed using the test method described above.

Example 130

Copolymer (6.7306 g of 63/27/10 IOA/DMACM/PMMAMac, 47.8% solids in 95/5 w/w ethyl acetate/isopropanol, $\nu = 0.39$ dl/g), levonorgestrel (0.0502 g) and methyl laurate (1.7606 g) were combined in an 11 dram (40.7 mL) glass vial.

5 The vial was capped then shaken overnight on a platform shaker. The resulting formulation was knife coated at a thickness of 16 mil (406 μm) onto a release liner (Daubert[†] 164Z 5 mil [127 μm] PESTER). The coated release liner was oven dried for 4 minutes at 125°F (52°C), for 2 minutes at 185°F (85°C) and for 2 minutes at 225°F (107°C). The resulting adhesive coating contained 64.0 percent 63/27/10

10 IOA/HEA/PMMAMac copolymer, 1.0 percent levonorgestrel and 35.0 percent methyl laurate. The coated liner was then laminated onto the corona treated surface of a 3 mil (76.2 μm) polyethylene backing. The compliance was measured using the test method described above and found to be 4.4×10^{-5} cm²/dyne.

15

Examples 131 - 178

Using the general method of Example 130, a number of coated sheet materials were prepared in order to assess the effect of increasing the amount of skin penetration enhancer(s) on the compliance of certain formulations containing levonorgestrel. The compliance was measured using the test method described

20 above. The formulations and the J-values are shown in Table 5, where amounts are percent by weight. Except as noted, the polymethylmethacrylate macromonomer was ELVACITE 1010. PMMAMac* indicates that the polymethylmethacrylate was ELVACITE 1020.

[†] Trademark

Table 5

Ex No.	Adhesive		LN	GM L	DDA O	Additional Enhancer(s)	J-Value (cm ² /dyne)
	Amount	Type					
131	68.7	63/27/10 IOA/DMACM/PMMA Mac	1.0	0	0	30.3 ML	2.4 x 10 ⁻⁵
132	74.2	63/27/10 IOA/DMACM/PMMA Mac	1.0	0	0	24.8 ML	2.1 x 10 ⁻⁵
133	64.5	55/40/5 IOA/HEA/PMMA Mac	1.0	0	0	17.1 DGME 17.4 LG	off scale
134	68.7	55/40/5 IOA/HEA/PMMA Mac	1.0	0	0	15.2 DGME 15.1 LG	15.4 x 10 ⁻⁵
135	74.0	55/40/5 IOA/HEA/PMMA Mac	1.0	0	0	12.6 DGME 12.4 LG	5.2 x 10 ⁻⁵

Table 5

Ex No.	Adhesive		LN	GM	DDA	Additional Enhancer(s)	J-Value (cm ² /dyne)
	Amount	Type					
136	78.9	55/40/5 IOA/HEA/PMMA Mac	1.0	0	0	10.1 DGME 10.0 LG	5.0 x 10 ⁻⁵
137	65.7	55/40/5 IOA/HEA/PMMA Mac	1.0	5.0	3.0	12.8 DGME 12.5 LG	2.6 x 10 ⁻⁵
138	60.9	55/40/5 IOA/HEA/PMMA Mac	1.0	5.0	3.0	15.0 DGME 15.1 LG	2.9 x 10 ⁻⁵
139	55.8	55/40/5 IOA/HEA/PMMA Mac	1.0	5.0	3.0	17.6 DGME 17.6 LG	3.4 x 10 ⁻⁵
140	51.1	55/40/5 IOA/HEA/PMMA Mac	1.0	5.0	3.0	20.0 DGME 19.9 LG	8.1 x 10 ⁻⁵
141	65.4	55/35/10 IOA/HEA/PMMA Mac	1.0	4.9	3.1	12.7 DGME 12.9 LG	2.2 x 10 ⁻⁵

Table 5

Ex No.	Adhesive		LN	GM L	DDA O	Additional Enhancer(s)	J-Value (cm ² /dyne)
	Amount	Type					
142	60.5	55/35/10 IOA/HEA/PMMAMac	1.0	4.9	3.0	15.4 DGME 15.2 LG	1.9 x 10 ⁻⁵
143	55.7	55/35/10 IOA/HEA/PMMAMac	1.0	5.2	3.0	17.6 DGME 17.5 LG	2.2 x 10 ⁻⁵
144	50.7	55/35/10 IOA/HEA/PMMAMac	1.1	5.0	2.9	20.0 DGME 20.3 LG	2.8 x 10 ⁻⁵
145	65.4	55/35/10 IOA/HEA/PMMAMac*	1.0	4.9	3.0	13.1 DGME 12.6 LG	1.5 x 10 ⁻⁵
146	60.7	55/35/10 IOA/HEA/PMMAMac*	1.1	5.4	3.0	15.0 DGME 14.8 LG	1.8 x 10 ⁻⁵
147	56.0	55/35/10 IOA/HEA/PMMAMac*	1.0	5.0	3.0	17.5 DGME 17.5 LG	2.2 x 10 ⁻⁵

Table 5

Ex No.	Adhesive		LN	GM L	DDA O	Additional Enhancer(s)	J-Value (cm ² /dyne)
	Amount	Type					
148	50.7	55/35/10 IOA/HEA/PMMA Mac*	1.1	5.0	3.0	20.0 DGME 20.2 LG	2.4 x 10 ⁻⁵
149	52.9	63/27/10 IOA/DMACM/PMMA Mac	1.0	5.1	1.0	40.0 ML	17.4 x 10 ⁻⁵
150	58.0	63/27/10 IOA/DMACM/PMMA Mac	1.0	5.1	1.0	34.9 ML	9.5 x 10 ⁻⁵
151	63.1	63/27/10 IOA/DMACM/PMMA Mac	1.0	5.0	1.0	29.9 ML	4.0 x 10 ⁻⁵
152	67.8	63/27/10 IOA/DMACM/PMMA Mac	1.0	5.1	1.1	25.0 ML	3.7 x 10 ⁻⁵
153	72.9	63/27/10 IOA/DMACM/PMMA Mac	1.0	5.0	1.0	20.1 ML	2.2 x 10 ⁻⁵

Table 5

Ex No.	Adhesive		LN	GM L	DDA O	Additional Enhancer(s)	J-Value (cm ² /dyne)
	Amount	Type iv					
154	70.6	55/40/5 IOA/HEA/PMMA Mac	1.0	5.0	3.0	10.3 PG 10.1 ML	3.3 x 10 ⁻⁵
155	65.0	55/40/5 IOA/HEA/PMMA Mac	1.0	5.1	3.0	12.3 PG 13.6 ML	3.1 x 10 ⁻⁵
156	60.5	55/40/5 IOA/HEA/PMMA Mac	1.0	5.0	3.1	15.3 PG 15.1 ML	4.9 x 10 ⁻⁵
157	55.7	55/40/5 IOA/HEA/PMMA Mac	1.0	5.1	3.0	17.7 PG 17.5 ML	5.3 x 10 ⁻⁵
158	51.0	55/40/5 IOA/HEA/PMMA Mac	1.0	5.0	3.0	20.2 PG 19.8 ML	3.4 x 10 ⁻⁵
159	69.8	55/35/10 IOA/HEA/PMMA Mac	1.0	5.2	3.0	10.0 PG 11.0 ML	1.4 x 10 ⁻⁵

2198390

Table 5

Ex No.	Adhesive		LN	GM L	DDA O	Additional Enhancer(s)	J-Value (cm ² /dyne)
	Amount	Type					
160	66.1	55/35/10 IOA/HEA/PMMA Mac	1.0	4.9	3.0	12.3 PG 12.7 ML	1.4 x 10 ⁻⁵
161	60.7	55/35/10 IOA/HEA/PMMA Mac	1.0	5.0	3.0	15.3 PG 15.0 ML	2.0 x 10 ⁻⁵
162	55.8	55/35/10 IOA/HEA/PMMA Mac	1.0	5.0	3.0	17.7 PG 17.5 ML	2.3 x 10 ⁻⁵
163	50.7	55/35/10 IOA/HEA/PMMA Mac	1.0	5.3	3.0	20.2 PG 19.8 ML	2.7 x 10 ⁻⁵
164	72.0	60/15/15/10 IOA/DMACM/HEA/PMMA Mac	1.0	5.0	2.0	14.3 ML 5.7 DIPA	2.0 x 10 ⁻⁵
165	67.3	60/15/15/10 IOA/DMACM/HEA/PMMA Mac	1.0	5.0	2.1	17.8 ML 6.8 DIPA	2.4 x 10 ⁻⁵

Table 5

Ex No.	Adhesive		LN	GM	DDA	Additional Enhancer(s)	J-Value (cm ² /dyne)
	Amount	Type					
166	61.7	60/15/15/10 IOA/DMACM/HEA/PMMA Mac	1.0	5.0	2.1	21.8 ML 8.4 DIPA	5.0 x 10 ⁻⁵
167	56.9	60/15/15/10 IOA/DMACM/HEA/PMMA Mac	1.0	5.1	2.0	25.4 ML 9.6 DIPA	7.8 x 10 ⁻⁵
168	52.0	60/15/15/10 IOA/DMACM/HEA/PMMA Mac	1.0	5.2	2.0	28.8 ML 11.0 DIPA	16.6 x 10 ⁻⁵
169	72.7	68/27/5 IOA/DMACM/PMMA Mac	1.0	5.0	1.0	20.3 ML	15.4 x 10 ⁻⁵
170	68.0	68/27/5 IOA/DMACM/PMMA Mac	1.0	5.0	1.1	24.9 ML	24.8 x 10 ⁻⁵
171	72.2	50/40/10 IOA/DMACM/PMMA Mac	1.0	4.9	1.0	20.9 ML	1.8 x 10 ⁻⁵

Table 5

Ex No.	Adhesive		LN	GM	DDA	Additional Enhancer(s)	J-Value (cm ² /dyne)
	Amount	Type					
172	67.7	50/40/10 IOA/DMACM/PMMA Mac	1.0	5.0	1.0	25.3 ML	2.7 x 10 ⁻⁵
173	63.5	50/40/10 IOA/DMACM/PMMA Mac	1.0	4.9	1.0	29.6 ML	5.2 x 10 ⁻⁵
174	58.3	50/40/10 IOA/DMACM/PMMA Mac	1.1	5.0	1.1	34.5 ML	10.7 x 10 ⁻⁵
175	53.0	50/40/10 IOA/DMACM/PMMA Mac	1.0	5.1	1.1	39.8 ML	21.5 x 10 ⁻⁵
176	71.0	65/15/15/5 IOA/DMACM/HEA/PMMA Mac	1.0	5.0	2.0	13.7 ML 7.3 DIPA	8.8 x 10 ⁻⁵
177	66.7	65/15/15/5 IOA/DMACM/HEA/PMMA Mac	1.0	5.1	2.0	17.5 ML 7.7 DIPA	13.2 x 10 ⁻⁵

WO 96/08229

2198390

PCT/US95/12163

Table 5

Ex No.	Adhesive		LN	GM	DDA	Additional Enhancer(s)	J-Value (cm ² /dyne)
	Amount	Type					
178	62.6	65/15/15/5 IOA/DMACM/HEA/PMMAMac	1.0	5.1	2.0	20.3 ML 9.0 DIPA	22.9 x 10 ⁻⁵

In Vitro Skin Penetration Test Method

The skin penetration data given in the examples below was obtained using the following test method. A Diffusion cell is used. Human cadaver skin (Dermatomed skin about 500 μ m thick obtained from a skin bank) is used. The skin is mounted epidermal side up between the upper portion and the lower portion of the cell, which are held together by means of a ball joint clamp.

The portion of the cell below the mounted skin is completely filled with receptor fluid (30% N-methyl-2-pyrrolidone in water) such that the receptor fluid is in contact with the skin. The receptor fluid is stirred using a magnetic stirrer
10 (not illustrated). The sampling port is covered except when in use.

When a transdermal delivery device is evaluated, the skin is placed across the orifice of the lower portion of the diffusion cell, the release liner is removed from a 2.0 cm² patch and the patch is applied to the skin and pressed to cause uniform contact with the skin. The diffusion cell is assembled and the lower portion is filled with 10 mL of warm (32°C) receptor fluid.

The cell is the placed in a constant temperature (32 \pm 2°C) and humidity (50 \pm 10% relative humidity) chamber. The receptor fluid is stirred by means of a magnetic stirrer throughout the experiment to assure a uniform sample and a
20 reduced diffusion barrier on the dermal side of the skin. The entire volume of receptor fluid is withdrawn at specified time intervals (6, 12, 24, 48 and 72 hours) and immediately replaced with fresh fluid. The withdrawn fluid is filtered through a 0.45 μ m filter. A 1 mL portion of filtrate is then analyzed for levonorgestrel using high performance liquid chromatography (Column: 15 cm X 4.6 mm I.D. ZORBAX™ RX-C18 from DuPont, 5 μ m particle size; Mobile Phase: 60/40 v/v water/acetonitrile; Flow Rate: 1.5 mL/min; Run Time: 11.0 min; Detection: uv at 230 nm). The cumulative amount of levonorgestrel penetrating the skin is calculated. The greatest slope of a plot of the cumulative penetration versus time is reported as steady state levonorgestrel flux measured in μ g/cm²/hour.
30

Example 179

Levonorgestrel (19.85 g), methyl laurate (330.8 g), propylene glycol (198.5 g), glyceryl monolaurate (33.08 g), N,N-dimethyldodecylamine-N-oxide (19.85 g) and copolymer (1803 g of 55/40/5 IOA/HEA/PMMAMac copolymer, 40% solids in 5 95/5 w/w ethyl acetate/isopropanol, which had been dried then resolvated, $iv = 0.59$ dl/g after drying) were placed in a 1 gallon (3.8 L) high density polyethylene carboy. The carboy was tightly capped then placed on a roller/shaker for 19 hours. The carboy was allowed to stand until all entrapped air bubbles had dissipated. The resulting formulation was knife coated at a wet thickness of 16 mil (406 μm) onto a 10 silicone coated polyester (5 mil, 127 μm) film. The coated release liner was oven dried at 127°F (53°C) for 30 minutes. The resulting adhesive coating contained 1.5 percent levonorgestrel, 15.0 percent propylene glycol, 25.0 percent methyl laurate, 2.5 percent glyceryl monolaurate, 1.5 percent N,N-dimethyldodecylamine-N-oxide, and 54.5 percent 55/40/5 IOA/HEA/PMMAMac copolymer. The coated liner was 15 allowed to cool for 10 minutes then it was laminated to the corona treated side of a 2 mil (51 μm) polypropylene film. The compliance was measured using the test method described above and found to be 6.57×10^{-5} cm²/dynes. Skin penetration through human cadaver skin was measured using the test method described above; the steady state flux was found to be 0.166 $\mu\text{g}/\text{cm}^2/\text{hr}$.

20

Example 180

Levonorgestrel (18.29 g), methyl laurate (457.2 g), glyceryl monolaurate (65.31 g), N,N- dimethyldodecylamine-N-oxide (13.06 g) and copolymer (1401 g of 50/40/10 IOA/DMACM/PMMAMac copolymer, 53.7% solids in 95/5 w/w ethyl 25 acetate/isopropanol, which had been dried then resolvated, $iv = 0.55$ dl/g before drying; $iv = 0.52$ dl/g after drying) were placed in a 1 gallon (3.8 L) high density polyethylene carboy. The carboy was tightly capped then placed on a roller/shaker for 19 hours. The carboy was allowed to stand until all entrapped air bubbles had dissipated. The resulting formulation was knife coated at a wet thickness of 12 mil 30 (305 μm) onto a silicone coated polyester (5 mil, 127 μm) film. The coated release liner was oven dried at 127°F (53°C) for 80 minutes. The resulting adhesive

coating contained 1.4 percent levonorgestrel, 35.0 percent methyl laurate, 5.0 percent glyceryl monolaurate, 1.0 percent N,N-dimethyldodecylamine-N-oxide, and 57.6 percent 50/40/10 IOA/DMACM/PMMAMac copolymer. The coated liner was allowed to cool for 10 minutes then it was laminated to the corona treated side of a 2 mil (51 μm) polypropylene film. The compliance was measured using the test method described above and found to be $5.74 \times 10^{-5} \text{ cm}^2/\text{dynes}$. Skin penetration through human cadaver skin was measured using the test method described above; the steady state flux was found to be $0.148 \mu\text{g}/\text{cm}^2/\text{hr}$.

10

Example 181

Levonorgestrel (18.04 g), methyl laurate (264.6 g), tetraglycol (96.23 g), glyceryl monolaurate (60.14 g), N,N-dimethyldodecylamine-N-oxide (12.03 g) and copolymer (1400 g of 50/40/10 IOA/DMACM/PMMAMac copolymer, 53.7% solids in 95/5 w/w ethyl acetate/isopropanol, which had been dried then resoluted, iv = 0.55 dl/g before drying; iv = 0.52 dl/g after drying) were placed in a 1 gallon (3.8 L) high density polyethylene carboy. The carboy was tightly capped then placed on a roller/shaker for 19 hours. The carboy was allowed to stand until all entrapped air bubbles had dissipated. The resulting formulation was knife coated at a wet thickness of 13 mil (330 μm) onto a silicone coated polyester (5 mil, 127 μm) film. The coated release liner was oven dried at 127°F (53°C) for 75 minutes. The resulting adhesive coating contained 1.5 percent levonorgestrel, 22.0 percent methyl laurate, 8.0 percent tetraglycol, 5.0 percent glyceryl monolaurate, 1.0 percent N,N-dimethyldodecylamine-N-oxide, and 62.5 percent 50/40/10 IOA/DMACM/PMMAMac copolymer. The coated liner was allowed to cool for 10 minutes then it was laminated to the corona treated side of a 2 mil (51 μm) polypropylene film. The compliance was measured using the test method described above and found to be $8.72 \times 10^{-5} \text{ cm}^2/\text{dynes}$. Skin penetration through human cadaver skin was measured using the test method described above; the steady state flux was found to be $0.131 \mu\text{g}/\text{cm}^2/\text{hr}$.

30

Example 182

Copolymer (50.13 g of 57/38/5 IOA/HEA/PMMAMac, 39.5% solids in 97/3 ethyl acetate/isopropanol, iv = 0.69 dl/g) and nicotine (5.04 g) were combined in a glass jar. The jar was capped and shaken for 15 minutes. The resulting formulation was knife coated at a wet thickness of 8 mil (203 μm) onto a silicone coated polyester release liner (5 mil (127 μm) Daubert[†]). The coated release liner was oven dried at 110°F (43°C) for 30 minutes. The resulting coating theoretically contained 79.71 percent 57/38/5 IOA/HEA/PMMAMac copolymer and 20.29 percent nicotine. The coated liner was laminated to a backing (1109 SCOTCHPAK™ tan, polyester film laminate, available from the 3M Company). The compliance was measured 4 hours after the laminate was prepared using the test method described above and found to be 1.79×10^{-5} cm²/dyne. The compliance was measured again after the laminate had sat overnight and was found to be 1.5×10^{-5} cm²/dyne (average of two independent determinations).

15

Example 183

The formulation prepared in Example 182 was knife coated at a wet thickness of 6 mil (152 μm) onto a silicone coated polyester release liner (5 mil (127 μm) Daubert[†]). The coated release liner was allowed to dry at ambient temperature (22°C) for 100 minutes. The resulting coating theoretically contained 79.71 percent 57/38/5 IOA/HEA/PMMAMac copolymer and 20.29 percent nicotine. The coated liner was laminated to a backing (1109 SCOTCHPAK™ tan, polyester film laminate, available from the 3M Company). The compliance was measured after the laminate had sat over the weekend and was found to be 2.4×10^{-5} cm²/dyne (average of two determinations).

25

Example 184

Copolymer (10.0 g of 55/9/28/8 2-ethylhexylacrylate/vinyl acetate/tetrahydrofurfuryl acrylate/ELVACITE 1020 PMMAMac 37.28 % solids in 90/10 w/w ethyl acetate/isopropanol, iv = 0.706 dl/g) and isopropyl myristate (0.93 g) were combined then mixed to provide a homogeneous formulation. The

30

[†] Trademark

formulation was coated at a wet thickness of 15 mil (381 μm) onto a polyethylene terephthalate film then air dried to provide a pressure sensitive adhesive with clean release from skin.

5

Example 185

Copolymer (10.0 g of 55/9/28/8 2-ethylhexylacrylate/vinyl acetate/tetrahydrofurfuryl acrylate/ELVACITE 1020 PMMAMac 37.28 % solids in 90/10 w/w ethyl acetate/isopropanol, 0.706 dl/g) and isopropyl myristate (1.60 g) were combined then mixed to provide a homogeneous formulation. The
10 formulation was coated at a wet thickness of 15 mil (381 μm) onto a polyethylene terephthalate film then air dried to provide a pressure sensitive adhesive with clean release from skin.

Example 186

15

Copolymer (10.0 g of 82/10/8 IOA/2-hydroxyethyl methacrylate/ELVACITE 1020 PMMAMac 38.7% solids in 95/5 w/w ethyl acetate/isopropanol, iv = 0.378 dl/g) and oleyl alcohol (0.97 g) were combined then mixed to provide a homogeneous formulation. The formulation was coated at a wet thickness of 15 mil (381 μm) onto a polyethylene terephthalate film then air
20 dried to provide a pressure sensitive adhesive with clean release from skin.

Example 187

Copolymer (10.0 g of 77/4/15/4 IOA/acrylamide/DMACM/ELVACITE 1020 PMMAMac 39.5% solids in 95/5 w/w ethyl acetate/isopropanol, iv = 0.443
25 dl/g) and isopropyl myristate (0.99 g) were combined then mixed to provide a homogeneous formulation. The formulation was coated at a wet thickness of 15 mil (381 μm) onto a polyethylene terephthalate film then air dried to provide an aggressive pressure sensitive adhesive with clean release from skin.

Example 188

Copolymer (10.0 g of 74/9/9/8 2-ethylhexyl acrylate/N-vinyl pyrrolidone/2-hydroxyethyl acrylate/ELVACITE 1020 PMMAMac 39.4% solids in 95/5 w/w ethyl acetate/isopropanol, iv = 0.365 dl/g) and isopropyl myristate (0.99 g) were
5 combined then mixed to provide a homogeneous formulation. The formulation was coated at a wet thickness of 15 mil (381 μm) onto a polyethylene terephthalate film then air dried to provide an aggressive pressure sensitive adhesive with clean release from skin.

10

Example 189

Copolymer (10.0 g of 55/9/28/8 IOA/butyl methacrylate/ethoxy ethoxy ethyl acrylate/ELVACITE 1020 PMMAMac 38.3% solids in 95/5 w/w ethyl acetate/isopropanol, iv = 0.78 dl/g) and oleyl alcohol (0.96 g) were combined then
15 mixed to provide a homogeneous formulation. The formulation was coated at a wet thickness of 15 mil (381 μm) onto a polyethylene terephthalate film then air dried to provide a pressure sensitive adhesive with clean release from skin.

Example 190

Copolymer (10.0 g of 55/9/28/8 IOA/butyl methacrylate/ethoxy ethoxy ethyl acrylate/ELVACITE 1020 PMMAMac 38.3% solids in 95/5 w/w ethyl acetate/isopropanol, iv = 0.78 dl/g) and oleyl alcohol (1.64 g) were combined then
20 mixed to provide a homogeneous formulation. The formulation was coated at a wet thickness of 15 mil (381 μm) onto a polyethylene terephthalate film then air dried to provide a pressure sensitive adhesive with limited tack and with clean
25 release from skin.

Example 191

Copolymer (10.0 g of 55/9/28/8 IOA/butyl acrylate/ethoxy ethoxy ethyl acrylate/ELVACITE 1020 PMMAMac 38.5% solids in 95/5 w/w ethyl acetate/isopropanol, iv = 0.78 dl/g) and oleyl alcohol (0.96 g) were combined then
5 mixed to provide a homogeneous formulation. The formulation was coated at a wet thickness of 15 mil (381 μm) onto a polyethylene terephthalate film then air dried to provide a pressure sensitive adhesive with clean release from skin.

Example 192

10 Copolymer (10.0 g of 55/9/28/8 IOA/butyl acrylate/ethoxy ethoxy ethyl acrylate/ELVACITE 1020 PMMAMac 38.5% solids in 95/5 w/w ethyl acetate/isopropanol, iv = 0.78 dl/g) and oleyl alcohol (1.65 g) were combined then mixed to provide a homogeneous formulation. The formulation was coated at a wet thickness of 15 mil (381 μm) onto a polyethylene terephthalate film then air
15 dried to provide a pressure sensitive adhesive with limited tack and with clean release from skin.

Example 193

Copolymer (100 g of 61/37/2 IOA/VoAc/PSMac, 34 percent solids in 84/16
20 ethyl acetate/toluene, iv = 0.87 dl/g) and oleyl alcohol (14.57 g) were combined in a glass jar. The jar was placed on a roller mixer overnight. The resulting formulation was knife coated at a wet thickness of about 7 mil (178 μm) onto a 2 mil (51 μm) polyethylene terephthalate film. The coated film was oven dried at 110°F (43°C) for 20 minutes. The resulting coating theoretically contained 70
25 percent 61/37/2 IOA/VoAc/PSMac copolymer and 30 percent oleyl alcohol. The coated film was folded back onto itself to form a "sandwich" and the compliance was measured using the test method described above. The compliance was found to be 6.8×10^{-5} cm²/dyne (average of three independent determinations).

Examples 194 - 218

Using the general method of Example 193, a series of coated sheet materials in which the copolymer, softener and amount of softener were varied was prepared.

The copolymer, identity and amount (weight percent) of softener, and the
5 compliance values are shown in Table 6 where each J-value is the average of three independent determinations. The polymethylmethacrylate macromonomer used was ELVACITE 1020.

Table 6

Example Number	Copolymer		iv (dl/g)	Softener	J- value (X 10 ⁻⁵ cm ² /dyne)
	Type				
C12	61/37/2 IOA/VoAc/PSMac		0.87	none	1
194	61/37/2 IOA/VoAc/PSMac		0.87	20% IPM	15.7
195	61/37/2 IOA/VoAc/PSMac		0.87	30% IPM	>20
196	61/37/2 IOA/VoAc/PSMac		0.87	40% IPM	>20
197	61/37/2 IOA/VoAc/PSMac		0.87	40% OA	>20
C13	61/37/2 IOA/VoAc/PSMac		1.02	none	0.65
198	61/37/2 IOA/VoAc/PSMac		1.02	20% IPM	8.3
199	61/37/2 IOA/VoAc/PSMac		1.02	30% IPM	17.6
200	61/37/2 IOA/VoAc/PSMac		1.02	40% IPM	>20
201	61/37/2 IOA/VoAc/PSMac		1.02	30% OA	3.2
202	61/37/2 IOA/VoAc/PSMac		1.02	40% OA	>20
C14	58/37/5 IOA/VoAc/PSMac		0.89	none	0.46
203	58/37/5 IOA/VoAc/PSMac		0.89	20% IPM	2.3
204	58/37/5 IOA/VoAc/PSMac		0.89	30% IPM	17.7

Table 6

Example Number	Copolymer		iv (dl/g)	Softener	J- value (X 10 ⁻⁵ cm ² /dyne)
	Type				
205	58/37/5 IOA/VoAc/PSMac		0.89	40% IPM	>20
206	58/37/5 IOA/VoAc/PSMac		0.89	30% OA	1.1
207	58/37/5 IOA/VoAc/PSMac		0.89	40% OA	>20
C15	58/37/5 IOA/VoAc/PSMac		1.02	none	0.44
208	58/37/5 IOA/VoAc/PSMac		1.02	20% IPM	3.9
209	58/37/5 IOA/VoAc/PSMac		1.02	30% IPM	11.2
210	58/37/5 IOA/VoAc/PSMac		1.02	40% IPM	>20
211	58/37/5 IOA/VoAc/PSMac		1.02	30% OA	1.6
212	58/37/5 IOA/VoAc/PSMac		1.02	40% OA	>20
C16	53/37/10 IOA/VoAc/PMMAMac		0.815	none	0.15
213	53/37/10 IOA/VoAc/PMMAMac		0.815	30% OA	0.32
C17	53/37/10 IOA/VoAc/PMMAMac		0.92	none	0.16
214	53/37/10 IOA/VoAc/PMMAMac		0.92	30% OA	0.36
C18	58/37/5 IOA/VoAc/PMMAMac		1.05	none	0.4

Table 6

Example Number	Copolymer		Softener	J- value (X 10 ⁻⁵ cm ² /dyne)
	Type	iv (dl/g)		
215	58/37/5 IOA/VoAc/PMMA Mac	1.05	30% OA	0.67
216	58/37/5 IOA/VoAc/PMMA Mac	1.05	30% IPM	0.71
C19	58/37/5 IOA/VoAc/PMMA Mac	1.15	none	0.37
217	58/37/5 IOA/VoAc/PMMA Mac	1.15	30% OA	0.7
218	58/37/5 IOA/VoAc/PMMA Mac	1.15	30% IPM	0.8

Example 219

Copolymer (58/37/5 IOA/VoAc/PSMac, 34 percent solids in 84/16 ethyl acetate/toluene, $iv = 0.89$ dl/g) was knife coated at a wet thickness of about 7 mil (178 μm) onto a 2 mil (51 μm) polyethylene terephthalate film. The coated film was oven dried at 160°F (71°C) for 20 minutes and then at 210°F (99°C) for 10 minutes. Patches (5 cm^2 circles) each containing 0.044 g of dry adhesive were cut from the adhesive coated film. Nicotine (0.011 g) was placed on top of the adhesive in each patch using a micropipette to provide a patch with an adhesive layer containing 20 percent by weight of nicotine. The adhesive layer was covered with a release liner (SCOTCHPAK™ 1022) and allowed to equilibrate overnight. The rate of release of nicotine from the patch was determined using the test method described below. The results are shown in Table 7 below where each entry is the average of three independent determinations.

15

Example 220

The method of Example 219 was repeated using a 58/37/5 IOA/VoAc/PSMac having an $iv = 1.02$ dl/g. The rate of release of nicotine from the patch was determined using the test method described below. The results are shown in Table 7 below where each entry is the average of three independent determinations.

20

In-vitro Release of Nicotine

This method describes the dissolution test procedure used to evaluate *in-vitro* release characteristics of nicotine transdermal delivery patches.

25

The method uses a Hanson Dissolution Apparatus with the dissolution media temperature set at 32°C; the paddle speed set at 50 rpm; and the paddle height above the sample set at 25 mm.

30

Each patch (5 cm^2) is affixed with double sided adhesive tape to a separate stainless steel plate so that the release liner is facing upward (backing is in direct contact with the double sided tape). Each dissolution flask is charged with 500 mL

0.1 M phosphate buffer (pH 6.0) and the temperature of the buffer is allowed to equilibrate at $32 \pm 0.5^\circ\text{C}$.

The release liner is removed from the patch and the mounted patch is placed in the dissolution flask. At 5, 10, 20, 30, 60, 90, 120, 240, 480 and 720 minutes, 4 mL samples are withdrawn and analyzed for nicotine content using uv spectrophotometry with the wavelength set at 262 nm using a 1 cm flow through the spectrophotometer cell. The results are reported as the cumulative percent nicotine released.

Table 7		
In-vitro Nicotine Release		
Time (minutes)	Cumulative Percent Nicotine Released	
	Example 219	Example 220
0	0	0
5	36.7	38.4
10	44.2	46.6
20	55.8	60.3
30	65.9	68.7
60	77.5	80.0
90	80.5	84.6
120	84.9	87.2
240	87.6	89.3
480	88.5	90.4
720	89.8	90.9

10

Example 221

Using the method of Example 219, patches having an adhesive layer containing 25 percent by weight of nicotine were prepared using a 53/37/10 IOA/VoAc/ELVACITE 1020 copolymer having an iv = 0.92 dl/g. The adhesive

15

layer of the patch had many air bubbles. The compliance was found to be $1.5 \times 10^{-5} \text{ cm}^2/\text{dyne}$ (average of three independent determinations).

Example 222

5 Using the method of Example 219, patches having an adhesive layer containing 25 percent by weight of nicotine were prepared using a 58/37/5 IOA/VoAc/ELVACITE 1020 copolymer having an $iv = 1.15 \text{ dl/g}$. The compliance was found to be $0.9 \times 10^{-5} \text{ cm}^2/\text{dyne}$ (average of three independent determinations).

10 Example 223

Propylene glycol (1.52 g), methyl laurate (2.54 g), glyceryl monolaurate (0.25 g), N,N-dimethyldodecylamine-N-oxide (0.15 g), dried copolymer (5.53 g of 55/40/5 IOA/HEA/PMMAMac, $iv = 0.45 \text{ dl/g}$ prior to drying) and solvent (15 g of 95/5 w/w ethyl acetate/isopropanol) were combined and mixed to provide a
 15 homogeneous coating formulation. The formulation was coated at a wet thickness of 20 mil (508 μm) onto a silicone coated polyester release liner (Daubert PESTER). The coated release liner was oven dried for 4 minutes at 43°C, for 3 minutes at 85°C, and for 2 minutes at 107°C. The coated release liner was then laminated to the corona treated side of a clear 2 mil (51 μm) polypropylene film.
 20 Patches (circular, 5 cm^2) were die cut from the resulting laminate. One patch was applied to the left forearm of a human subject. A second patch was applied to the right forearm of the same subject. The percent of patch surface adhering to skin was approximated by visual assessment through the clear backing. The results are shown in Table 8 below.

25

Examples 224 - 261

Using the general method of Example 223, a number of patches were prepared and the adhesion to skin evaluated in order to assess the effect of copolymer composition, copolymer inherent viscosity, wet coating thickness,
 30 softener composition and the amount of softener on adhesion to skin. The formulations (amounts are percent by weight) and adhesion evaluations are shown

WO 96/08229

2198390

PCT/US95/12163

in Table 8 below wherein the absence of an entry indicates that the adhesion was not assessed at that time point, "OFF" means that the patch fell off by itself, and "R" means that the patch was removed by the subject. All adhesion testing was conducted on the same subject and unless otherwise indicated the patch was

5 adhered to the left forearm.

Table 8

Example Number	Copolymer		Softener	Wet Coating Thickness (mil/ μ m)	Adhesion (%)				
	Type	iv (dl/g)			Day 0	Day 1	Day 2	Day 3	Day 4
223 ¹	55/40/5 IOA/HEA/PMMA/Mac	0.45	15.2 PG; 25.4 ML; 2.5 GML	100		85	65	20	
224 ^{1,2}	55/40/5 IOA/HEA/PMMA/Mac	0.45	15.2 PG; 25.4 ML; 2.5 GML	100		95	85	50	
225 ¹	55/40/5 IOA/HEA/PMMA/Mac	0.45	10.1 PG; 30.5 ML; 2.5 GML	100		90	75	60	
226 ^{1,2}	55/40/5 IOA/HEA/PMMA/Mac	0.45	10.1 PG; 30.5 ML; 2.5 GML	100		95	85	50	
227 ¹	55/40/5 IOA/HEA/PMMA/Mac	0.45	5.1 PG; 35.5 ML; 2.5 GML	100		90	85	45	

Table 8

Example Number	Copolymer		Softener	Wet Coating Thickness (mil/ μ m)	Adhesion (%)				
	Type	iv (dl/g)			Day 0	Day 1	Day 2	Day 3	Day 4
228 ^{1,2}	55/40/5 IOA/HEA/PMMAMac	0.45	5.1 PG; 35.5 ML; 2.5 GML	100		90	75	25	
229 ¹	60/35/5 IOA/HEA/PMMAMac	0.75	15.2 PG; 25.4 ML; 2.5 GML	100	95	65	OFF		
230 ^{1,2}	60/35/5 IOA/HEA/PMMAMac	0.75	15.2 PG; 25.4 ML; 2.5 GML	100	100	98	60	R	
231 ¹	60/35/5 IOA/HEA/PMMAMac	0.75	10.1 PG; 30.5 ML; 2.5 GML	100	95	85	10	R	
232 ^{1,2}	60/35/5 IOA/HEA/PMMAMac	0.75	10.1 PG; 30.5 ML; 2.5 GML	100	100	100	~98	R	

Table 8

Example Number	Copolymer		Softener	Wet Coating Thickness (mil/ μ m)	Adhesion (%)				
	Type	iv (dl/g)			Day 0	Day 1	Day 2	Day 3	Day 4
233 ¹	60/35/5 IOA/HEA/PMMA/Mac	0.75	5.1 PG; 35.5 ML; 2.5 GML	20/508	100	95	10	R	
234 ^{1,2}	60/35/5 IOA/HEA/PMMA/Mac	0.75	5.1 PG; 35.5 ML; 2.5 GML	20/508	100	100	100	~95	R
235	55/40/5 IOA/HEA/PMMA/Mac	0.45	30 OA	15/381	100	95	80	60	50
236	55/40/5 IOA/HEA/PMMA/Mac	0.45	44 OA	15/381	100	85	70	65	OFF
237	55/40/5 IOA/HEA/PMMA/Mac	0.45	30 ML	15/381	100	50	OFF		
238	55/40/5 IOA/HEA/PMMA/Mac	0.45	44 ML	15/381	100	90	65	OFF	
239 ¹	59/40/1 IOA/HEA/PMMA/Mac*	0.68	10.2 PG; 30.5 ML; 2.5 GML	15/381	100	80	80	78	75

Table 8

Example Number	Copolymer		Softener	Wet Coating Thickness (mil/ μ m)	Adhesion (%)				
	Type	iv (dl/g)			Day 0	Day 1	Day 2	Day 3	Day 4
240 ¹	59/39/2 IOA/HEA/PMMA Mac*	0.63	10.2 PG; 30.5 ML; 2.5 GML	15/381	100	95	~93	90	80
241 ¹	58/39/3 IOA/HEA/PMMA Mac*	0.62	10.2 PG; 30.5 ML; 2.5 GML	15/381	100	~92	~88	40	R
242 ¹	58/38/4 IOA/HEA/PMMA Mac*	0.69	10.2 PG; 30.5 ML; 2.5 GML	15/381	100	85	75	40	R
243 ¹	59/40/1 IOA/HEA/PMMA Mac*	0.68	10.2 PG; 30.5 ML; 2.5 GML	25/635	100	90	80	75	70
244 ¹	59/39/2 IOA/HEA/PMMA Mac*	0.63	10.2 PG; 30.5 ML; 2.5 GML	25/635	100	100	100	100	95

Table 8

Example Number	Copolymer		Softener	Wet Coating Thickness (mil/ μ m)	Adhesion (%)				
	Type	iv (dl/g)			Day 0	Day 1	Day 2	Day 3	Day 4
245 ¹	58/39/3 IOA/HEA/PMMA	0.62	10.2 PG; 30.5 ML; 2.5 GML	25/635	100	90	~88	80	
246 ¹	58/38/4 IOA/HEA/PMMA	0.69	10.2 PG; 30.5 ML; 2.5 GML	25/635	100	~96	95	60	
247 ¹	57/38/5 IOA/HEA/PSMA	0.55	10.2 PG; 30.5 ML; 2.5 GML	15/381	80	65	OFF		
248 ¹	57/38/5 IOA/HEA/PSMA	0.32	10.2 PG; 30.5 ML; 2.5 GML	15/381	95	85	75	R	
249	57/38/5 IOA/HEA/PSMA	0.55	44 EO	15/381	100	85	70	R	
250	57/38/5 IOA/HEA/PSMA	0.55	44 OA	15/381	95	70	20	OFF	
251	57/38/5 IOA/HEA/PSMA	0.55	44 ML	15/381	95	75	55	R	

Table 8

Example Number	Copolymer		Softener	Wet Coating Thickness (mil/ μ m)	Adhesion (%)				
	Type	iv (dl/g)			Day 0	Day 1	Day 2	Day 3	Day 4
252	57/38/5 IOA/HEA/PSMac	0.55	30 EO	20/508	100	95	80	75	R
253	57/38/5 IOA/HEA/PSMac	0.55	30 OA	20/508	100	OFF			
254	57/38/5 IOA/HEA/PSMac	0.55	30 ML	20/508	100	30	R		
255	57/38/5 IOA/HEA/PSMac	0.55	30 IPM	20/508	100	~98	~95	~93	OFF
256	57/38/5 IOA/HEA/PSMac	0.55	44 EO	20/508	100	OFF			
257	57/38/5 IOA/HEA/PSMac	0.55	44 OA	20/508	100	OFF			
258	57/38/5 IOA/HEA/PSMac	0.55	44 ML	20/508	100	50	35	35	OFF
259	57/38/5 IOA/HEA/PSMac	0.55	44 IPM	20/508	100	80	70	50	OFF
260 ¹	57/38/5 IOA/HEA/PSMac	0.32	10.2 PG; 30.5 ML; 2.5 GML	20/508	100	70	45	45	OFF

Table 8

Example Number	Copolymer		Softener	Wet Coating Thickness (mil/ μ m)	Adhesion (%)				
	Type	iv (dl/g)			Day 0	Day 1	Day 2	Day 3	Day 4
261 ¹	57/38/5 IOA/HEA/PSMac	0.55	10.2 PG; 30.5 ML; 2.5 GML	20/508	100	80	80	OFF	OFF

*PMMAMac is ELVACITE 1020

¹Formulation also contained 1.5% DDAO

²Adhesion test conducted on subject's right arm

WHAT IS CLAIMED IS:

1. A transdermal drug delivery device, comprising:
 - (1) a backing;
 - (2) a matrix adhered to one side of the backing and comprising
 - (a) a copolymer comprising
 - (i) one or more A monomers selected from the group consisting of isooctyl acrylate, 2-ethylhexyl acrylate, butyl acrylate, and cyclohexyl acrylate;
 - (ii) optionally one or more B monomers selected from the
 10 group consisting of hydroxyethyl acrylate, hydroxyethyl methacrylate, glyceryl acrylate, N,N-dimethyl acrylamide, 2-ethoxyethoxyethyl acrylate, 2-ethoxyethyl acrylate, tetrahydrofurfuryl acrylate and acrylic acid; and
 - (iii) a substantially linear macromonomer selected from the group consisting of polymethylmethacrylate macromonomer, styrene/acrylonitrile macromonomer, and polystyrene macromonomer and having a molecular weight in the range 500-500,000;
 - (b) a softener dissolved in the copolymer, wherein the softener is selected from the group consisting of C₈-C₂₂ fatty acids, C₈-C₂₂ fatty alcohols, lower alkyl esters of C₈-C₂₂ fatty acids, monoglycerides of C₈-C₂₂ fatty acids,
 20 di(lower)alkyl esters of C₆-C₈ diacids, tetrahydrofurfuryl alcohol polyethylene glycol ether, polyethylene glycol, propylene glycol, ethoxyethoxy ethanol, diethylene glycol monomethyl ether, N,N-dimethyl dodecylamine-N-oxide, 2-(2-ethoxyethoxy)ethanol, and combinations of the foregoing; and,
 - (c) if the softener is not therapeutically effective, a therapeutically effective amount of a drug,
- wherein the structure and amount of the comonomers in the copolymer, the inherent viscosity of the copolymer, and the amount and structure of the drug and the softener are such as to provide the matrix with a compliance value in the range $2 \times 10^{-11} \text{ cm}^2/\text{N}$ to $1 \times 10^{-8} \text{ cm}^2/\text{N}$.

2. The transdermal drug delivery device according to claim 1, wherein the A monomer is present in an amount of 40 to 95 percent by weight, based on the total weight of all monomers in the copolymer.
3. The transdermal drug delivery device according to claim 1 or 2, wherein the B monomer is present in an amount from 0 to 60 percent by weight based on the total weight of the copolymer.
4. The transdermal drug delivery device according to any one of claims 1 to 3, wherein the B monomer is present in an amount of greater than 25 percent by weight based on the total weight of the copolymer, to 50 percent by weight
10 based on the total weight of the copolymer.
5. The transdermal drug delivery device according to any one of claims 1 to 4, wherein the macromonomer has a molecular weight in the range 5,000-30,000.
6. The transdermal drug delivery device according to any one of claims 1 to 5, wherein the macromonomer is present in an amount of not more than 15% by weight based on the total weight of all monomers in the copolymer.
7. The transdermal drug delivery device according to any one of claims 1 to 6, wherein the macromonomer is present in an amount of not more than 5% by weight based on the total weight of all monomers in the copolymer.
8. The transdermal drug delivery device according to any one of claims 1 to
20 7, wherein the softener is selected from the group consisting of glyceryl monolaurate, diethylene glycol monomethyl ether, tetrahydrofurfuryl alcohol polyethylene glycol ether, diisopropyl adipate, propylene glycol, isopropyl myristate, ethyl oleate, methyl laurate, 2-(2-ethoxyethoxy)ethanol, and oleyl alcohol.